

SC Annual School Report Card Summary

BENNETTSVILLE PRIMARY

Marlboro

Grades: PK-2

Enrollment: 515

Principal: Stacey Barrineau

Superintendent: Dr. Helena Tillar

Board Chair: Lucy Parsons

PERFORMANCE

Comprehensive detail, including definitions of ratings, performance criteria, and explanations of status, is available on www.ed.sc.gov and www.eoc.sc.gov as well as school and school district websites. Printed versions are available from school districts upon request.

YEAR	ABSOLUTE RATING	GROWTH RATING	PALMETTO GOLD AND SILVER AWARD		AYP STATUS	NCLB IMPROVEMENT STATUS
			General Performance	Closing the Gap		
2011	Good	At-Risk	TBD	TBD	Met	N/A
2010	Excellent	Good	N/A	N/A	Met	N/A
2009	Excellent	Good	N/A	N/A	Met	R-DELAY

ABSOLUTE RATING OF PRIMARY SCHOOLS WITH STUDENTS LIKE OURS*

EXCELLENT	GOOD	AVERAGE	BELOW AVERAGE	AT-RISK
6	1	1	0	0

*Ratings are calculated with data available by 11/03/2011. Schools with Students Like Ours are Primary Schools with Poverty Indices of no more than 5% above or below the index for this school.

PRIME INSTRUCTIONAL TIME

Our School	Median Primary School
90.0%	89.6%

STUDENT-TEACHER RATIO IN CORE SUBJECTS

Our School	Median Primary School
15.5 to 1	20.0 to 1

TEACHERS WITH ADVANCED DEGREES

Our School	Median Primary School
62.9%	62.9%

TEACHERS RETURNING FROM PREVIOUS YEAR

Our School	Median Primary School
89.9%	89.9%

PERCENT OF PARENTS ATTENDING CONFERENCES

Our School	Median Primary School
97.6%	100.0%

DAYS OF PROFESSIONAL DEVELOPMENT*

Our School	Median Primary School
10.0 days	12.7 days

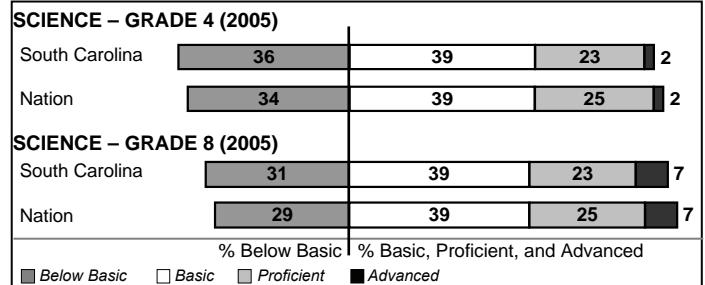
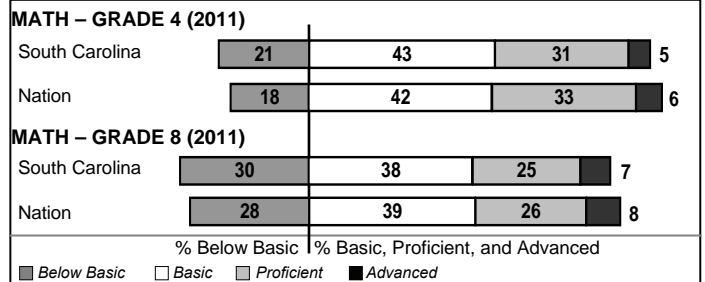
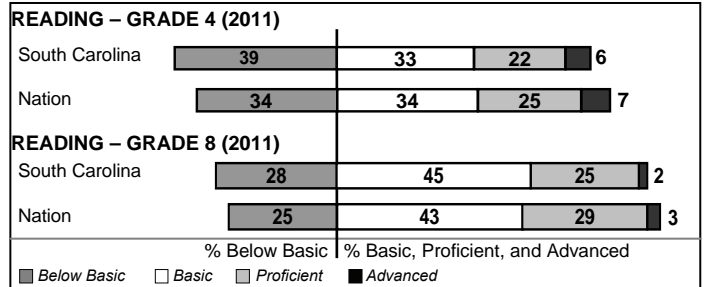
*Professional development days should be devoted exclusively to knowledge and skills in working with children less than eight years old.

Types Of Accreditation (More Than One May Apply)

	Not pursuing accreditation
X	Conducting a self-study
X	South Carolina Department of Education
X	Southern Association of Colleges and Schools
	American Montessori Society
	National Association for the Education of Young Children

NAEP PERFORMANCE*

* Performance reported for SC and nation, data not available at school level. Percentages at NAEP Achievement Levels.



SC PERFORMANCE GOAL

2020 Vision:
By 2020 all students will graduate with the knowledge and skills necessary to compete successfully in the global economy, participate in a democratic society and contribute positively as members of families and communities.

Abbreviations Key

N/A Not Applicable N/AV Not Available N/C Not Collected N/R Not Reported I/S Insufficient Sample TBD To be determined
 NI Newly Identified CSI Continuing School Improvement CA Corrective Action RP Plan to Restructure R Restructure DELAY School Improvement Status HOLD School Improvement Status

BENNETTSVILLE PRIMARY [Marlboro]

SCHOOL PROFILE

	Our School	Change from Last Year	Primary Schools with Students Like Ours	Median Primary School
Students (n=515)				
Retention rate	4.9%	Down from 7.8%	4.2%	3.1%
Attendance rate	95.2%	Up from 95.1%	95.1%	95.3%
With disabilities other than speech	7.5%	Down from 10.8%	1.1%	0.8%
Older than usual for grade	0.2%	Down from 0.7%	0.0%	0.0%
Teachers (n=35)				
Teachers with advanced degrees	62.9%	Down from 63.2%	55.8%	62.9%
Continuing contract teachers	100.0%	Up from 92.1%	87.1%	90.5%
Teachers returning from previous year	89.9%	Up from 82.3%	89.2%	89.9%
Teacher attendance rate	95.4%	Up from 94.5%	94.3%	95.0%
Average teacher salary*	\$42,756	Up 0.6%	\$43,396	\$46,658
Classes not taught by highly qualified teachers	15.3%	Up from 12.9%	0.0%	0.0%
Professional development days/teacher	10.6 days	Down from 17.0 days	11.9 days	15.7 days
School				
Principal's years at school	8.5	Up from 7.5	4.5	6.0
Student-teacher ratio in core subjects	15.5 to 1	Down from 17.1 to 1	17.9 to 1	20.0 to 1
Prime instructional time	90.0%	Up from 89.3%	88.1%	89.6%
Opportunities in the arts	Excellent	Up from Good	Good	Good
SACS accreditation	Yes	No Change	Yes	Yes
Character development program	Excellent	No Change	Excellent	Excellent
Dollars spent per pupil**	\$7,933	Up 3.6%	\$7,327	\$7,129
Percent of expenditures for instruction**	65.6%	Up from 65.1%	69.9%	69.6%
Percent of expenditures for teacher salaries**	64.7%	Up from 62.9%	65.6%	66.4%
% of AYP objectives met	100.0%	No Change	69.9%	94.1%

* Length of contract = 185+ days.

** Prior year audited financial data available.

REPORT OF PRINCIPAL AND SCHOOL IMPROVEMENT COUNCIL

It is with pleasure that I inform you about the wonderful learning experiences that take place at Bennettsville Primary School. The Bennettsville Primary School Faculty and Staff work hard to make sure that each student receives good care and a quality education. We believe that a child's love of learning starts with us. We ensure that the school building extends an invitation of success to all those who enter. Our school theme of "Where Dreams Come True" shows a positive environment that children need before learning can take place. Our teachers and staff had lots of fun decorating the halls and their classrooms with their favorite stories about making dreams come true. There was much fun to be had! We have an open door policy for students, teachers and parents. We will continue to promote positive parent relationships by hosting Doughnuts for Dads, Muffins for Moms, Snuggle Up & Read, Family Math Fair, Fall Carnival, Field Day and student recognition programs held at the end of each grading period. BPS has many volunteers, and we are grateful to all persons for their time and efforts. Mrs. Heather Tadlock was nominated by her coworkers to serve as Teacher of the Year. Mrs. Tadlock has been teaching at BPS for five years and is on a mission to see students achieve to the best of their ability. Our school is participating in the TAP (Teacher Advancement Program). Teachers are formally evaluated up to four times per year and are scored on their performance. BPS has embraced this program and continues to make gains on MAP and on Dominion reading scores. I would like to thank every teacher, parent, student, and community member for supporting BPS. I sincerely believe that BPS is an excellent place for children and adults. Many thanks to the BPS "Dream Team" for helping make "Dreams Come True". As always, we will continue to strive for educational excellence and encourage our children to set goals and dream big.

Very truly yours,
Stacey E. Barrineau, Principal

EVALUATION RESULTS

	Teachers
Number of surveys returned	23
Percent satisfied with learning environment	90.9%
Percent satisfied with social and physical environment	90.9%
Percent satisfied with school-home relations	69.6%

Comprehensive detail, including definitions of ratings, performance criteria, and explanations of status, is available on www.ed.sc.gov and www.eoc.sc.gov as well as school and school district websites.

Printed versions are available from school districts upon request.

Abbreviations Key

N/A Not Applicable N/AV Not Available N/C Not Collected N/R Not Reported I/S Insufficient Sample TBD To be determined
NI Newly Identified CSI Continuing School Improvement CA Corrective Action RP Plan to Restructure R Restructure DELAY School Improvement Status HOLD School Improvement Status