

SC Annual School Report Card Summary

SANDHILLS PRIMARY

Lexington 4

Grades: 1-2

Enrollment: 495

Principal: Ms. Donna Goodwin

Superintendent: Linda G. Lavender, Ph.D.

Board Chair: Mr. Jefford Hart, Jr.

PERFORMANCE

Comprehensive detail, including definitions of ratings, performance criteria, and explanations of status, is available on www.ed.sc.gov and www.eoc.sc.gov as well as school and school district websites. Printed versions are available from school districts upon request.

| YEAR | ABSOLUTE RATING | GROWTH RATING | PALMETTO GOLD AND SILVER AWARD | | AYP STATUS | NCLB IMPROVEMENT STATUS |
|------|-----------------|---------------|--------------------------------|-----------------|------------|-------------------------|
| | | | General Performance | Closing the Gap | | |
| 2011 | N/A | N/A | TBD | TBD | Met | N/A |
| 2010 | N/A | N/A | N/A | N/A | N/A | N/A |
| 2009 | N/A | N/A | N/A | N/A | N/A | N/A |

ABSOLUTE RATING OF PRIMARY SCHOOLS WITH STUDENTS LIKE OURS*

| EXCELLENT | GOOD | AVERAGE | BELOW AVERAGE | AT-RISK |
|-----------|------|---------|---------------|---------|
| 11 | 0 | 0 | 0 | 0 |

*Ratings are calculated with data available by 11/03/2011. Schools with Students Like Ours are Primary Schools with Poverty Indices of no more than 5% above or below the index for this school.

PRIME INSTRUCTIONAL TIME

| | |
|------------|-----------------------|
| Our School | Median Primary School |
| 85.8% | 89.6% |

STUDENT-TEACHER RATIO IN CORE SUBJECTS

| | |
|------------|-----------------------|
| Our School | Median Primary School |
| 20.3 to 1 | 20.0 to 1 |

TEACHERS WITH ADVANCED DEGREES

| | |
|------------|-----------------------|
| Our School | Median Primary School |
| 57.1% | 62.9% |

TEACHERS RETURNING FROM PREVIOUS YEAR

| | |
|------------|-----------------------|
| Our School | Median Primary School |
| N/A | 89.9% |

PERCENT OF PARENTS ATTENDING CONFERENCES

| | |
|------------|-----------------------|
| Our School | Median Primary School |
| 99.4% | 100.0% |

DAYS OF PROFESSIONAL DEVELOPMENT*

| | |
|------------|-----------------------|
| Our School | Median Primary School |
| . days | 12.7 days |

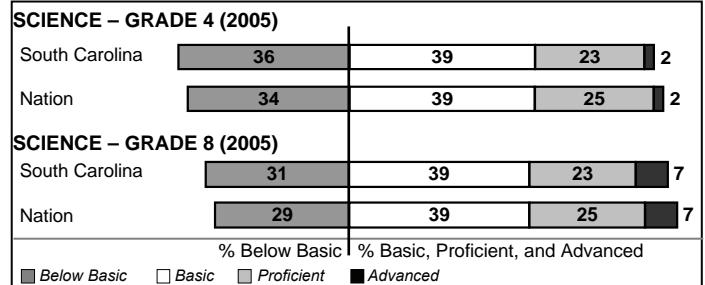
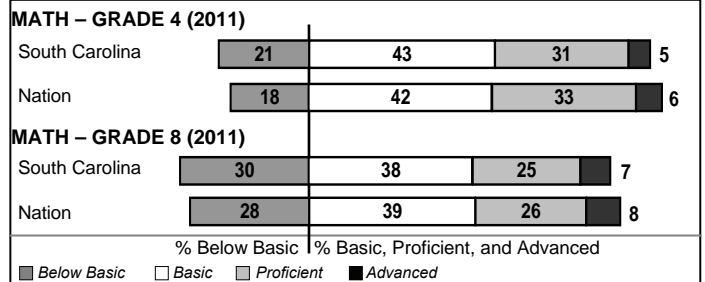
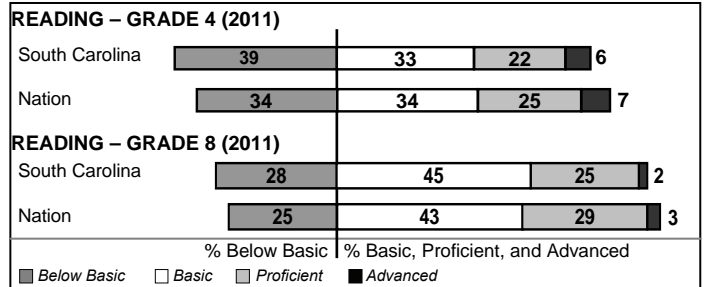
*Professional development days should be devoted exclusively to knowledge and skills in working with children less than eight years old.

Types Of Accreditation (More Than One May Apply)

- Not pursuing accreditation
- Conducting a self-study
- South Carolina Department of Education
- Southern Association of Colleges and Schools
- American Montessori Society
- National Association for the Education of Young Children

NAEP PERFORMANCE*

* Performance reported for SC and nation, data not available at school level. Percentages at NAEP Achievement Levels.



SC PERFORMANCE GOAL

2020 Vision:
By 2020 all students will graduate with the knowledge and skills necessary to compete successfully in the global economy, participate in a democratic society and contribute positively as members of families and communities.

Abbreviations Key

N/A Not Applicable N/AV Not Available N/C Not Collected N/R Not Reported I/S Insufficient Sample TBD To be determined
 NI Newly Identified CSI Continuing School Improvement CA Corrective Action RP Plan to Restructure R Restructure DELAY School Improvement Status HOLD School Improvement Status

SANDHILLS PRIMARY [Lexington 4]

SCHOOL PROFILE

| | Our School | Change from Last Year | Primary Schools with Students Like Ours | Median Primary School |
|---|------------|-----------------------|---|-----------------------|
| Students (n=495) | | | | |
| Retention rate | 0.0% | N/A | 2.9% | 3.1% |
| Attendance rate | 94.1% | N/A | 95.1% | 95.3% |
| With disabilities other than speech | 2.2% | N/A | 0.7% | 0.8% |
| Older than usual for grade | 0.0% | N/A | 0.1% | 0.0% |
| Teachers (n=28) | | | | |
| Teachers with advanced degrees | 57.1% | N/A | 68.6% | 62.9% |
| Continuing contract teachers | 92.9% | N/A | 91.1% | 90.5% |
| Teachers returning from previous year | N/A | N/A | 90.0% | 89.9% |
| Teacher attendance rate | 92.9% | N/R | 94.9% | 95.0% |
| Average teacher salary* | \$46,424 | I/S | \$47,954 | \$46,658 |
| Classes not taught by highly qualified teachers | 0.0% | N/A | 0.0% | 0.0% |
| Professional development days/teacher | 5.3 days | N/R | 18.2 days | 15.7 days |
| School | | | | |
| Principal's years at school | 10.0 | N/R | 7.5 | 6.0 |
| Student-teacher ratio in core subjects | 20.3 to 1 | N/R | 20.7 to 1 | 20.0 to 1 |
| Prime instructional time | 85.8% | N/R | 89.6% | 89.6% |
| Opportunities in the arts | Good | N/R | Good | Good |
| SACS accreditation | Yes | N/R | Yes | Yes |
| Character development program | Good | N/R | Excellent | Excellent |
| Dollars spent per pupil** | \$7,606 | N/A | \$7,033 | \$7,129 |
| Percent of expenditures for instruction** | 59.4% | N/A | 69.7% | 69.6% |
| Percent of expenditures for teacher salaries** | 55.1% | N/A | 66.5% | 66.4% |
| % of AYP objectives met | 100.0% | | 88.2% | 94.1% |

* Length of contract = 185+ days.

** Prior year audited financial data available.

EVALUATION RESULTS

| | Teachers |
|--|----------|
| Number of surveys returned | 25 |
| Percent satisfied with learning environment | 100.0% |
| Percent satisfied with social and physical environment | 100.0% |
| Percent satisfied with school-home relations | 92.0% |

REPORT OF PRINCIPAL AND SCHOOL IMPROVEMENT COUNCIL

This was the initial year for Sandhills Primary School which was a result of combining first and second graders from the former Swansea Primary and Frances Mack Primary schools. Teachers from both schools began working together throughout 2009-2010 to develop a common vision and goals for student success. Professional development opportunities to build collegiality and community among faculty and staff was planned and proved very successful. We are very proud of the progress we have made in building an effective learning community for approximately 500 first and second graders.

Throughout the school year, teachers and administrators met on a regular basis for collaborative planning to discuss curriculum, assessment, and learning. Through the use of MAP assessments and district reading benchmark assessments, 106 students with academic concerns were identified. These students were provided with extra daily instruction based on specific individual learning needs. Summer learning loss was also a concern for these students so they were part of the Summer Cub Cadet Program, a program where students were given books and activities for summer reading. All students were able to check out library books over the summer and had two opportunities to renew books over the summer. We hope that the increased attention to summer reading will prevent the usual summer "slide" and lead to reading acceleration.

This school year, fourteen of our teachers began a graduate program of study in the Montessori teaching method and will continue to participate in classes throughout the next school year. As part of our public school choice program, we will have thirteen Montessori classrooms and eleven traditional classrooms in the year 2011-2012. We are devoted to providing quality instruction for all students through a variety of research-based instructional methods.

We promote good behavior at Sandhills Primary School through the use of Positive Behavioral Interventions and Supports. Students are taught the school rules, procedures, and "Paw Promise" to care about ourselves, others, our things, and learning! Good behavior is reinforced with our "Cub Hug" token program that provides positive behavior incentives. Students who receive a number of Cub Hugs receive small prizes from the Celebration Wagon. At the end of the school year, the students were challenged to earn 1,500 Cub Hugs for good behavior. If the goal was reached the school administrators would kiss a camel in front of all of the students. The students earned more than 2,800 Cub Hugs, and the principals puckered up for the camel.

Our first year as Sandhills Primary School was an exciting year full of learning. We eagerly anticipate the next year as we continue to focus on creating successful, cooperative learners who are strong readers, writers and problem solvers. At Sandhills Primary School, it's all about students, families, and teachers working together.

Donna Goodwin, Principal Donna Scott, SIC Chairperson

Comprehensive detail, including definitions of ratings, performance criteria, and explanations of status, is available on www.ed.sc.gov and www.eoc.sc.gov as well as school and school district websites.

Printed versions are available from school districts upon request.

Abbreviations Key

N/A Not Applicable N/AV Not Available N/C Not Collected N/R Not Reported I/S Insufficient Sample TBD To be determined

NI Newly Identified CSI Continuing School Improvement CA Corrective Action RP Plan to Restructure R Restructure DELAY School Improvement Status HOLD School Improvement Status