

# SC Annual School Report Card Summary

**BATESBURG-LEESVILLE PRIMARY**  
**Lexington 3**  
**Grades: PK-2** Enrollment: 570  
**Principal: Tonya K. Watson**  
**Superintendent: Dr. J Chester Floyd**  
**Board Chair: Cheryl Burgess**

## PERFORMANCE

Comprehensive detail, including definitions of ratings, performance criteria, and explanations of status, is available on [www.ed.sc.gov](http://www.ed.sc.gov) and [www.eoc.sc.gov](http://www.eoc.sc.gov) as well as school and school district websites. Printed versions are available from school districts upon request.

YEAR	ABSOLUTE RATING	GROWTH RATING	PALMETTO GOLD AND SILVER AWARD		AYP STATUS	NCLB IMPROVEMENT STATUS
			General Performance	Closing the Gap		
2011	Excellent	Good	TBD	TBD	Not Met	R
2010	Excellent	Excellent	N/A	N/A	Not Met	R
2009	Excellent	Good	N/A	N/A	Not Met	RP

## ABSOLUTE RATING OF PRIMARY SCHOOLS WITH STUDENTS LIKE OURS\*

EXCELLENT	GOOD	AVERAGE	BELOW AVERAGE	AT-RISK
6	0	0	0	0

\*Ratings are calculated with data available by 11/03/2011. Schools with Students Like Ours are Primary Schools with Poverty Indices of no more than 5% above or below the index for this school.

### PRIME INSTRUCTIONAL TIME

Our School	Median Primary School
90.5%	89.6%

### STUDENT-TEACHER RATIO IN CORE SUBJECTS

Our School	Median Primary School
20.9 to 1	20.0 to 1

### TEACHERS WITH ADVANCED DEGREES

Our School	Median Primary School
83.3%	62.9%

### TEACHERS RETURNING FROM PREVIOUS YEAR

Our School	Median Primary School
96.3%	89.9%

### PERCENT OF PARENTS ATTENDING CONFERENCES

Our School	Median Primary School
98.2%	100.0%

### DAYS OF PROFESSIONAL DEVELOPMENT\*

Our School	Median Primary School
8.4 days	12.7 days

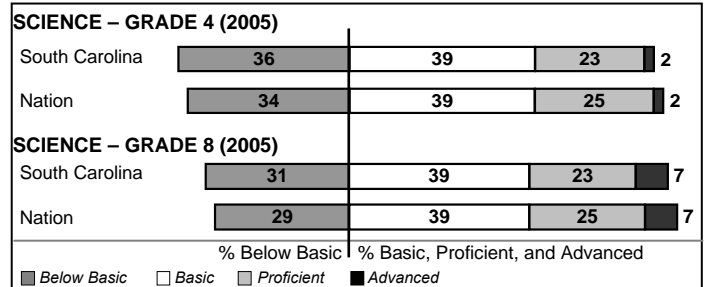
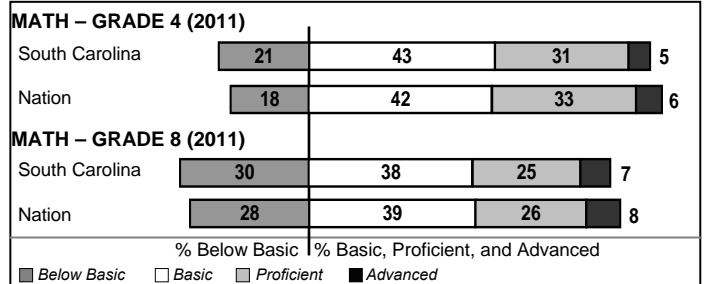
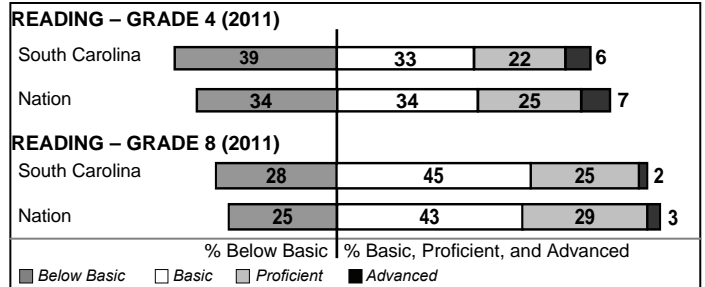
\*Professional development days should be devoted exclusively to knowledge and skills in working with children less than eight years old.

### Types Of Accreditation (More Than One May Apply)

	Not pursuing accreditation
X	Conducting a self-study
X	South Carolina Department of Education
X	Southern Association of Colleges and Schools
X	American Montessori Society
X	National Association for the Education of Young Children

## NAEP PERFORMANCE\*

\* Performance reported for SC and nation, data not available at school level. Percentages at NAEP Achievement Levels.



## SC PERFORMANCE GOAL

**2020 Vision:**  
*By 2020 all students will graduate with the knowledge and skills necessary to compete successfully in the global economy, participate in a democratic society and contribute positively as members of families and communities.*

### Abbreviations Key

N/A Not Applicable N/AV Not Available N/C Not Collected N/R Not Reported I/S Insufficient Sample TBD To be determined  
 NI Newly Identified CSI Continuing School Improvement CA Corrective Action RP Plan to Restructure R Restructure DELAY School Improvement Status HOLD School Improvement Status

# BATESBURG-LEESVILLE PRIMARY [Lexington 3]

## SCHOOL PROFILE

	Our School	Change from Last Year	Primary Schools with Students Like Ours	Median Primary School
<b>Students (n=570)</b>				
Retention rate	6.3%	Down from 7.0%	2.4%	3.1%
Attendance rate	95.3%	Down from 99.9%	95.5%	95.3%
With disabilities other than speech	3.8%	Down from 8.1%	0.8%	0.8%
Older than usual for grade	0.4%	Up from 0.3%	0.0%	0.0%
<b>Teachers (n=30)</b>				
Teachers with advanced degrees	83.3%	No Change	69.4%	62.9%
Continuing contract teachers	96.7%	No Change	96.4%	90.5%
Teachers returning from previous year	96.3%	Down from 96.4%	90.3%	89.9%
Teacher attendance rate	96.0%	Up from 95.4%	94.8%	95.0%
Average teacher salary*	\$49,364	Up 0.4%	\$47,044	\$46,658
Classes not taught by highly qualified teachers	0.0%	No Change	0.0%	0.0%
Professional development days/teacher	22.7 days	Up from 20.1 days	16.4 days	15.7 days
<b>School</b>				
Principal's years at school	7.0	Up from 6.0	3.5	6.0
Student-teacher ratio in core subjects	20.9 to 1	Up from 14.8 to 1	20.1 to 1	20.0 to 1
Prime instructional time	90.5%	Down from 94.4%	89.6%	89.6%
Opportunities in the arts	Good	No Change	Good	Good
SACS accreditation	Yes	No Change	Yes	Yes
Character development program	Excellent	No Change	Excellent	Excellent
Dollars spent per pupil**	\$7,314	Down 10.9%	\$7,782	\$7,129
Percent of expenditures for instruction**	69.7%	Up from 68.7%	71.9%	69.6%
Percent of expenditures for teacher salaries**	67.6%	Up from 65.3%	70.0%	66.4%
% of AYP objectives met	82.4%	Down from 94.1%	89.9%	94.1%

\* Length of contract = 185+ days.

\*\* Prior year audited financial data available.

## EVALUATION RESULTS

	Teachers
Number of surveys returned	41
Percent satisfied with learning environment	95.1%
Percent satisfied with social and physical environment	95.1%
Percent satisfied with school-home relations	97.6%

## REPORT OF PRINCIPAL AND SCHOOL IMPROVEMENT COUNCIL

Dear Parents and Supporters of Batesburg-Leesville Primary,

Batesburg-Leesville Primary School is a place students can come to knowing they will be safe, have numerous opportunities for growth, and enjoy experiences that will help them evolve into lifelong learners and active community members.

BLPS SIC members, faculty, parents, and community members were involved in the AdvancED Accreditation process this year and have developed a new five year School Renewal Plan. From this self-study, goals have been set so that we will continue to offer students a comprehensive education, now and in the future.

Faculty and staff members expanded their knowledge this year by attending professional development sessions on Early Release Days in the areas of Everyday Math, Using Writing Rubrics, Addressing Difficult Classroom Behaviors, and integrating technology into the classroom using the Smartboard.

Numerous opportunities were offered this year to our students and their families such as Discovery Place Science Outreach activities, the K4 Float and K5 – 2nd Book Parades. We also hosted, along with our local Rotary Clubs, a reading night which was a wonderful success. BLPS became a part of the nationwide push for students to "Get Moving in School". We also were awarded a Farm to School Grant which will help students learn more about eating healthy, fresh, and locally grown foods.

BLPS earned an "Excellent" in the Absolute and Growth Ratings on the 2010 School Report Card. This, of course, could not have been done without the involvement of the faculty, staff, students, and parents who have all played an important part in reaching this goal.

We look forward to meeting the challenges ahead in a new school year with a new District and School Mission: "Preparing Students for the Future.....Now".

Tonya K. Watson  
Principal

Brantley Taylor  
SIC Chairperson

Comprehensive detail, including definitions of ratings, performance criteria, and explanations of status, is available on [www.ed.sc.gov](http://www.ed.sc.gov) and [www.eoc.sc.gov](http://www.eoc.sc.gov) as well as school and school district websites.

Printed versions are available from school districts upon request.

### Abbreviations Key

N/A Not Applicable N/AV Not Available N/C Not Collected N/R Not Reported I/S Insufficient Sample TBD To be determined  
NI Newly Identified CSI Continuing School Improvement CA Corrective Action RP Plan to Restructure R Restructure DELAY School Improvement Status HOLD School Improvement Status