

# SC Annual School Report Card Summary

**GILBERT PRIMARY**  
 Lexington 1  
 Grades: PK-2 Enrollment: 800  
 Principal: Loretta Arnette  
 Superintendent: Dr. Karen C. Woodward  
 Board Chair: Cynthia S. Smith

## PERFORMANCE

Comprehensive detail, including definitions of ratings, performance criteria, and explanations of status, is available on [www.ed.sc.gov](http://www.ed.sc.gov) and [www.eoc.sc.gov](http://www.eoc.sc.gov) as well as school and school district websites. Printed versions are available from school districts upon request.

| YEAR | ABSOLUTE RATING | GROWTH RATING | PALMETTO GOLD AND SILVER AWARD |                 | AYP STATUS | NCLB IMPROVEMENT STATUS |
|------|-----------------|---------------|--------------------------------|-----------------|------------|-------------------------|
|      |                 |               | General Performance            | Closing the Gap |            |                         |
| 2011 | Good            | At-Risk       | TBD                            | TBD             | Not Met    | N/A                     |
| 2010 | Excellent       | Excellent     | N/A                            | N/A             | Met        | N/A                     |
| 2009 | Excellent       | Good          | N/A                            | N/A             | Met        | CSI-DELAY               |

## ABSOLUTE RATING OF PRIMARY SCHOOLS WITH STUDENTS LIKE OURS\*

| EXCELLENT | GOOD | AVERAGE | BELOW AVERAGE | AT-RISK |
|-----------|------|---------|---------------|---------|
| 1         | 1    | 0       | 0             | 0       |

\*Ratings are calculated with data available by 11/03/2011. Schools with Students Like Ours are Primary Schools with Poverty Indices of no more than 5% above or below the index for this school.

### PRIME INSTRUCTIONAL TIME

|            |                       |
|------------|-----------------------|
| Our School | Median Primary School |
| 87.7%      | 89.6%                 |

### STUDENT-TEACHER RATIO IN CORE SUBJECTS

|            |                       |
|------------|-----------------------|
| Our School | Median Primary School |
| 18.7 to 1  | 20.0 to 1             |

### TEACHERS WITH ADVANCED DEGREES

|            |                       |
|------------|-----------------------|
| Our School | Median Primary School |
| 52.1%      | 62.9%                 |

### TEACHERS RETURNING FROM PREVIOUS YEAR

|            |                       |
|------------|-----------------------|
| Our School | Median Primary School |
| 89.0%      | 89.9%                 |

### PERCENT OF PARENTS ATTENDING CONFERENCES

|            |                       |
|------------|-----------------------|
| Our School | Median Primary School |
| 98.1%      | 100.0%                |

### DAYS OF PROFESSIONAL DEVELOPMENT\*

|            |                       |
|------------|-----------------------|
| Our School | Median Primary School |
| 12.6 days  | 12.7 days             |

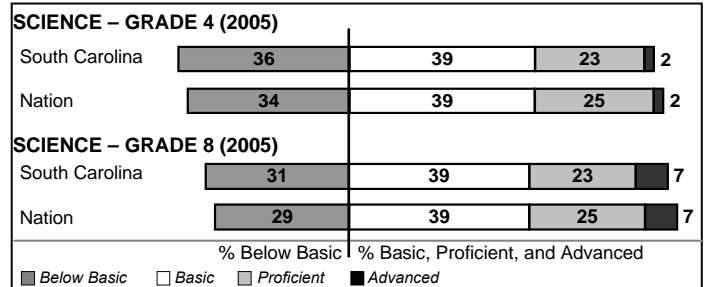
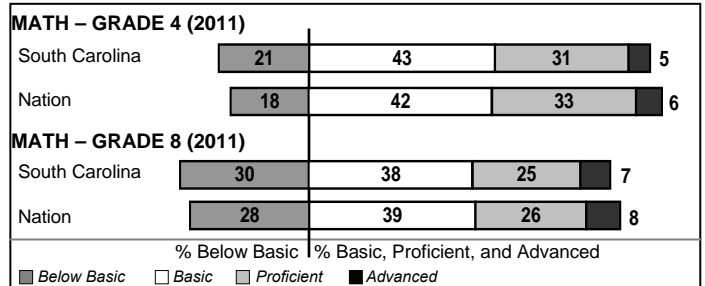
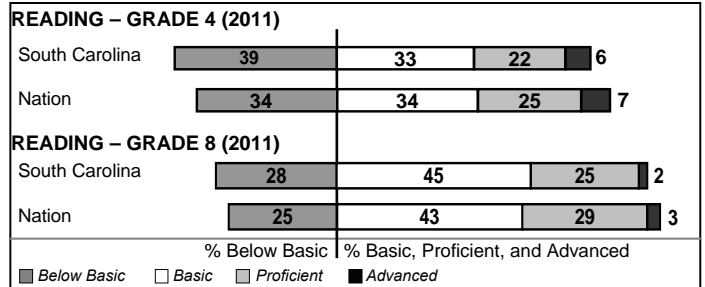
\*Professional development days should be devoted exclusively to knowledge and skills in working with children less than eight years old.

### Types Of Accreditation (More Than One May Apply)

|   |  |
|---|--|
|   | Not pursuing accreditation                               |
|   | Conducting a self-study                                  |
| X | South Carolina Department of Education                   |
| X | Southern Association of Colleges and Schools             |
|   | American Montessori Society                              |
|   | National Association for the Education of Young Children |

### NAEP PERFORMANCE\*

\* Performance reported for SC and nation, data not available at school level. Percentages at NAEP Achievement Levels.



### SC PERFORMANCE GOAL

**2020 Vision:**  
*By 2020 all students will graduate with the knowledge and skills necessary to compete successfully in the global economy, participate in a democratic society and contribute positively as members of families and communities.*

#### Abbreviations Key

N/A Not Applicable N/AV Not Available N/C Not Collected N/R Not Reported I/S Insufficient Sample TBD To be determined  
 NI Newly Identified CSI Continuing School Improvement CA Corrective Action RP Plan to Restructure R Restructure DELAY School Improvement Status HOLD School Improvement Status

# GILBERT PRIMARY [Lexington 1]

## SCHOOL PROFILE

|   | Our School | Change from Last Year | Primary Schools with Students Like Ours | Median Primary School |
|---|------------|-----------------------|---|-----------------------|
| <b>Students (n=800)</b>                         |            |                       |   |                       |
| Retention rate                                  | 0.6%       | Down from 1.1%        | 0.7%                                    | 3.1%                  |
| Attendance rate                                 | 94.8%      | Down from 99.9%       | 94.1%                                   | 95.3%                 |
| With disabilities other than speech             | 0.8%       | Down from 3.6%        | 1.1%                                    | 0.8%                  |
| Older than usual for grade                      | 0.2%       | Up from 0.0%          | 0.1%                                    | 0.0%                  |
| <b>Teachers (n=48)</b>                          |            |                       |   |                       |
| Teachers with advanced degrees                  | 52.1%      | Up from 46.9%         | 57.6%                                   | 62.9%                 |
| Continuing contract teachers                    | 79.2%      | Up from 77.6%         | 82.0%                                   | 90.5%                 |
| Teachers returning from previous year           | 89.0%      | Down from 89.8%       | 87.2%                                   | 89.9%                 |
| Teacher attendance rate                         | 95.0%      | Up from 94.6%         | 95.2%                                   | 95.0%                 |
| Average teacher salary*                         | \$43,793   | Up 0.1%               | \$45,336                                | \$46,658              |
| Classes not taught by highly qualified teachers | 0.0%       | No Change             | 0.0%                                    | 0.0%                  |
| Professional development days/teacher           | 16.2 days  | Up from 14.1 days     | 17.1 days                               | 15.7 days             |
| <b>School</b>                                   |            |                       |   |                       |
| Principal's years at school                     | 10.0       | Up from 9.0           | 7.0                                     | 6.0                   |
| Student-teacher ratio in core subjects          | 18.7 to 1  | Down from 19.5 to 1   | 21.4 to 1                               | 20.0 to 1             |
| Prime instructional time                        | 87.7%      | Down from 93.3%       | 87.9%                                   | 89.6%                 |
| Opportunities in the arts                       | Good       | No Change             | Good                                    | Good                  |
| SACS accreditation                              | Yes        | No Change             | Yes                                     | Yes                   |
| Character development program                   | Excellent  | No Change             | Excellent                               | Excellent             |
| Dollars spent per pupil**                       | \$6,345    | Down 4.1%             | \$6,683                                 | \$7,129               |
| Percent of expenditures for instruction**       | 66.9%      | Up from 65.9%         | 66.0%                                   | 69.6%                 |
| Percent of expenditures for teacher salaries**  | 65.2%      | Up from 63.8%         | 62.7%                                   | 66.4%                 |
| % of AYP objectives met                         | 92.3%      | Down from 100.0%      | 88.5%                                   | 94.1%                 |

\* Length of contract = 185+ days.

\*\* Prior year audited financial data available.

## EVALUATION RESULTS

|  | Teachers |
|--|----------|
| Number of surveys returned                             | 45       |
| Percent satisfied with learning environment            | 90.9%    |
| Percent satisfied with social and physical environment | 93.2%    |
| Percent satisfied with school-home relations           | 100.0%   |

## REPORT OF PRINCIPAL AND SCHOOL IMPROVEMENT COUNCIL

"Lead, Learn and Live with Passion" was the school theme that led us through a productive year at Gilbert Primary School. GPS serves 800 students second grade and younger, is accredited by the Southern Association of Colleges and Schools, and is a Red Carpet School. Our learning environment is warm and positive with the intention of supporting the whole child, our families and our community.

Family and community involvement are priorities at GPS. Through the support and leadership of our PTA, we provide family involvement activities each month such as Parent and Child Together Times and weekly volunteer days for parents. We also provide GED and ESOL classes for adults in our community while providing activities for their preschoolers in our Parenting Center. In fact, more than 200 children are registered in our Parenting Center. Parents can attend Love and Logic Parenting classes and take advantage of the childcare services we provide. We have the support of a bilingual parent educator who spends time assisting our ESOL population.

GPS continues to focus on Positive Behavioral Interventions and Supports (PBIS), good decision-making skills and the creation of an optimum learning environment. We do this with the leadership of our PBIS committee and side-by-side coaching from Teacher Coach and Consultant Alyssa Braddy. During the year the GPS staff also participated in other professional development activities such as: Response to Intervention; 21st Century Teaching and Learning; Differentiating Instruction, Tier I, II and III Interventions; and Movement in the Classroom.

Academic progress improved in the areas of reading and mathematics for our second-grade students. The number of students meeting their growth target on MAP improved from 72 to 74.6 percent in mathematics and from 70 to 71.8 percent in reading. Also in reading, the number of students reading at the expected level of nine on the Dominie reading assessment improved from 73 to 83 percent. In first grade, 97.4 percent of the students were on track for Phoneme Segmentation Fluency with an average number of words read per minute of 62.4, well above the expectation of 40 words per minute. In kindergarten, 78.5 percent of students were on track with Letter Naming Fluency and 75 percent of the students were on track in Phoneme Segmentation Fluency and Nonsense Word Fluency.

GPS's greatest challenges are facilitating collaboration with 11 to 15 teachers and classes per grade; supervising 800 young children during their arrival and departure; and providing teachers and staff members with adequate planning time.

We continue to celebrate our successes and strive toward greater goals. Our school, district, parent and community leadership and involvement help us meet the needs of each student. Crystal Snelling, PTA president, and Tammy Reynolds, SIC chair, are to be commended for their continued support and assistance. We all continue to work together to Lead, Learn and Live with Passion.

Loretta G. Arnette, Principal  
Tammy Reynolds, School Improvement Council Chair

Comprehensive detail, including definitions of ratings, performance criteria, and explanations of status, is available on [www.ed.sc.gov](http://www.ed.sc.gov) and [www.eoc.sc.gov](http://www.eoc.sc.gov) as well as school and school district websites.

Printed versions are available from school districts upon request.

### Abbreviations Key

N/A Not Applicable N/AV Not Available N/C Not Collected N/R Not Reported I/S Insufficient Sample TBD To be determined

NI Newly Identified CSI Continuing School Improvement CA Corrective Action RP Plan to Restructure R Restructure DELAY School Improvement Status HOLD School Improvement Status