

SC Annual School Report Card Summary

MYRTLE BEACH PRIMARY
Horry
Grades: PK-1
Principal: June Moorhead
Superintendent: Dr. Cynthia Elsberry
Board Chair: Will Garland

Enrollment: 859

PERFORMANCE

Comprehensive detail, including definitions of ratings, performance criteria, and explanations of status, is available on www.ed.sc.gov and www.eoc.sc.gov as well as school and school district websites. Printed versions are available from school districts upon request.

YEAR	ABSOLUTE RATING	GROWTH RATING	PALMETTO GOLD AND SILVER AWARD		AYP STATUS	NCLB IMPROVEMENT STATUS
			General Performance	Closing the Gap		
2011	Excellent	Good	TBD	TBD	Not Met	CSI
2010	Excellent	Good	N/A	N/A	Met	NI-DELAY
2009	Excellent	Good	N/A	N/A	Not Met	NI

ABSOLUTE RATING OF PRIMARY SCHOOLS WITH STUDENTS LIKE OURS*

EXCELLENT	GOOD	AVERAGE	BELOW AVERAGE	AT-RISK
10	0	0	0	0

*Ratings are calculated with data available by 11/03/2011. Schools with Students Like Ours are Primary Schools with Poverty Indices of no more than 5% above or below the index for this school.

PRIME INSTRUCTIONAL TIME

Our School	Median Primary School
85.8%	89.6%

STUDENT-TEACHER RATIO IN CORE SUBJECTS

Our School	Median Primary School
22.5 to 1	20.0 to 1

TEACHERS WITH ADVANCED DEGREES

Our School	Median Primary School
60.0%	62.9%

TEACHERS RETURNING FROM PREVIOUS YEAR

Our School	Median Primary School
89.4%	89.9%

PERCENT OF PARENTS ATTENDING CONFERENCES

Our School	Median Primary School
100.0%	100.0%

DAYS OF PROFESSIONAL DEVELOPMENT*

Our School	Median Primary School
32.1 days	12.7 days

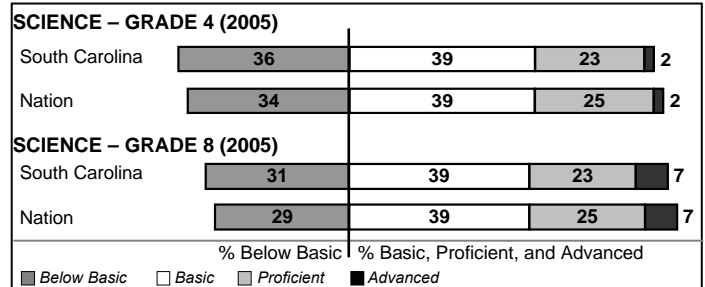
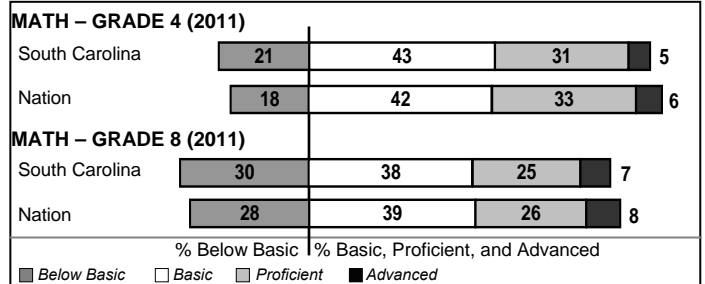
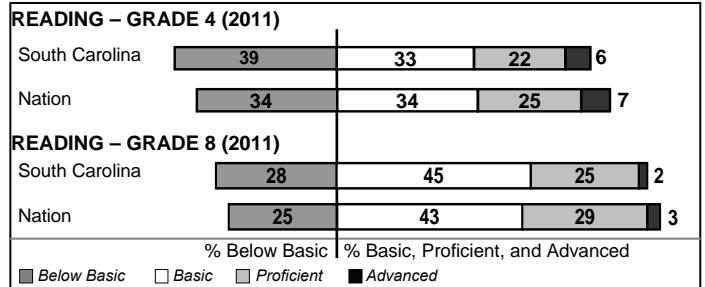
*Professional development days should be devoted exclusively to knowledge and skills in working with children less than eight years old.

Types Of Accreditation (More Than One May Apply)

	Not pursuing accreditation
	Conducting a self-study
X	South Carolina Department of Education
X	Southern Association of Colleges and Schools
	American Montessori Society
	National Association for the Education of Young Children

NAEP PERFORMANCE*

* Performance reported for SC and nation, data not available at school level. Percentages at NAEP Achievement Levels.



SC PERFORMANCE GOAL

2020 Vision:
By 2020 all students will graduate with the knowledge and skills necessary to compete successfully in the global economy, participate in a democratic society and contribute positively as members of families and communities.

Abbreviations Key

N/A Not Applicable N/AV Not Available N/C Not Collected N/R Not Reported I/S Insufficient Sample TBD To be determined
 NI Newly Identified CSI Continuing School Improvement CA Corrective Action RP Plan to Restructure R Restructure DELAY School Improvement Status HOLD School Improvement Status

MYRTLE BEACH PRIMARY [Horry]

SCHOOL PROFILE

	Our School	Change from Last Year	Primary Schools with Students Like Ours	Median Primary School
Students (n=859)				
Retention rate	1.1%	Down from 1.2%	2.4%	3.1%
Attendance rate	94.6%	Down from 95.3%	94.8%	95.3%
With disabilities other than speech	0.5%	Down from 5.7%	0.7%	0.8%
Older than usual for grade	0.0%	No Change	0.1%	0.0%
Teachers (n=55)				
Teachers with advanced degrees	60.0%	No Change	68.6%	62.9%
Continuing contract teachers	90.9%	Down from 92.7%	92.1%	90.5%
Teachers returning from previous year	89.4%	Up from 88.8%	89.7%	89.9%
Teacher attendance rate	94.3%	Down from 94.4%	94.9%	95.0%
Average teacher salary*	\$48,886	Up 2.0%	\$47,954	\$46,658
Classes not taught by highly qualified teachers	1.8%	Up from 0.0%	0.0%	0.0%
Professional development days/teacher	31.1 days	Up from 28.2 days	18.2 days	15.7 days
School				
Principal's years at school	12.0	Up from 11.0	7.5	6.0
Student-teacher ratio in core subjects	22.5 to 1	Up from 22.3 to 1	20.6 to 1	20.0 to 1
Prime instructional time	85.8%	Down from 87.8%	89.0%	89.6%
Opportunities in the arts	Good	No Change	Good	Good
SACS accreditation	Yes	No Change	Yes	Yes
Character development program	Good	Down from Excellent	Excellent	Excellent
Dollars spent per pupil**	\$8,844	Up 4.5%	\$6,930	\$7,129
Percent of expenditures for instruction**	71.6%	Up from 70.7%	69.6%	69.6%
Percent of expenditures for teacher salaries**	64.8%	Down from 65.6%	66.5%	66.4%
% of AYP objectives met	86.2%	Down from 100.0%	88.2%	94.1%

* Length of contract = 185+ days.

** Prior year audited financial data available.

REPORT OF PRINCIPAL AND SCHOOL IMPROVEMENT COUNCIL

The mission of Myrtle Beach Primary School is to nurture and teach all children to become responsible lifelong learners. Our specific challenge is to meet the developmental needs of young children by addressing their social/emotional growth, improving academic programs and enhancing the school environment. We seek the involvement of our families and community in promoting these goals.

Our academic program emphasizes learning to read and beginning numeracy. Our students participate in district diagnostic testing using the Pals Assessment and the Dibels Assessment. All students are encouraged to follow the school motto – Myrtle Beach Primary Seahawks are Respectful, Responsible and Ready.

An integral part of our program is the participation of professionals and paraprofessionals in staff development throughout the school year. Our PTO is committed to assisting the staff in promoting a quality education. Family nights are held each year along with a school fundraiser, Sunshine Saturday and Open House. Volunteers work in the school as Reading Friends, tutors and teacher/office assistants. Finally, 100% of our parents signed Parent-Student-Teacher Compacts and attended parent conferences.

We invite you to become part of our Seahawk Family and join us as we pursue the implementation of the Covey Leadership Model. We look forward to the challenges of the 2011-12 school year and meeting them through the use of the 7 Habits of Happy Kids!

Dr. June Moorhead, Principal
Sarah Gorby, SIC Chairperson

EVALUATION RESULTS

	Teachers
Number of surveys returned	44
Percent satisfied with learning environment	86.0%
Percent satisfied with social and physical environment	95.3%
Percent satisfied with school-home relations	88.6%

Comprehensive detail, including definitions of ratings, performance criteria, and explanations of status, is available on www.ed.sc.gov and www.eoc.sc.gov as well as school and school district websites.

Printed versions are available from school districts upon request.

Abbreviations Key

N/A Not Applicable N/AV Not Available N/C Not Collected N/R Not Reported I/S Insufficient Sample TBD To be determined
NI Newly Identified CSI Continuing School Improvement CA Corrective Action RP Plan to Restructure R Restructure DELAY School Improvement Status HOLD School Improvement Status