

SC Annual School Report Card Summary

NINETY SIX PRIMARY
Greenwood 52
Grades: PK-2 Enrollment: 392
Principal: Cathryn A. Anderson
Superintendent: Dr. Mark Petersen
Board Chair: Mr. Sam Corley

PERFORMANCE

Comprehensive detail, including definitions of ratings, performance criteria, and explanations of status, is available on www.ed.sc.gov and www.eoc.sc.gov as well as school and school district websites. Printed versions are available from school districts upon request.

YEAR	ABSOLUTE RATING	GROWTH RATING	PALMETTO GOLD AND SILVER AWARD		AYP STATUS	NCLB IMPROVEMENT STATUS
			General Performance	Closing the Gap		
2011	Excellent	Good	TBD	TBD	Met	N/A
2010	Excellent	Excellent	N/A	N/A	Met	N/A
2009	Excellent	Excellent	N/A	N/A	Met	N/A

ABSOLUTE RATING OF PRIMARY SCHOOLS WITH STUDENTS LIKE OURS*

EXCELLENT	GOOD	AVERAGE	BELOW AVERAGE	AT-RISK
6	1	0	0	0

*Ratings are calculated with data available by 11/03/2011. Schools with Students Like Ours are Primary Schools with Poverty Indices of no more than 5% above or below the index for this school.

PRIME INSTRUCTIONAL TIME

Our School	Median Primary School
92.4%	89.6%

STUDENT-TEACHER RATIO IN CORE SUBJECTS

Our School	Median Primary School
19.1 to 1	20.0 to 1

TEACHERS WITH ADVANCED DEGREES

Our School	Median Primary School
54.2%	62.9%

TEACHERS RETURNING FROM PREVIOUS YEAR

Our School	Median Primary School
98.2%	89.9%

PERCENT OF PARENTS ATTENDING CONFERENCES

Our School	Median Primary School
100.0%	100.0%

DAYS OF PROFESSIONAL DEVELOPMENT*

Our School	Median Primary School
16.0 days	12.7 days

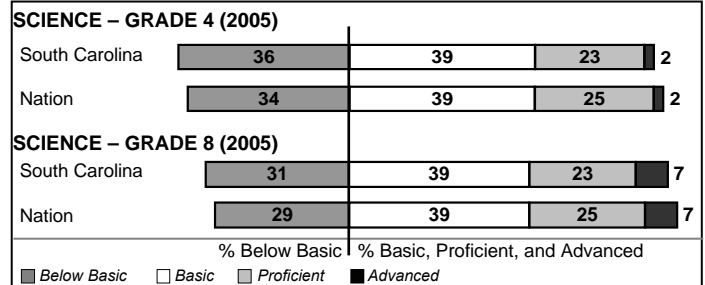
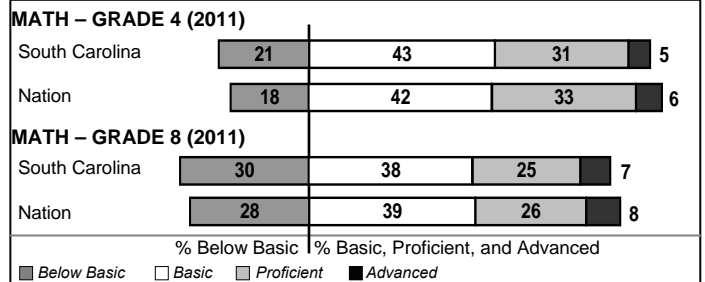
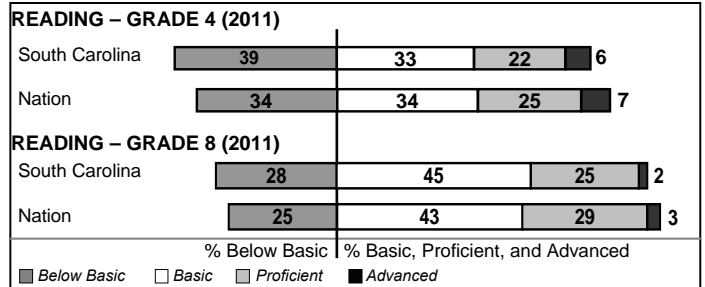
*Professional development days should be devoted exclusively to knowledge and skills in working with children less than eight years old.

Types Of Accreditation (More Than One May Apply)

	Not pursuing accreditation
	Conducting a self-study
X	South Carolina Department of Education
X	Southern Association of Colleges and Schools
	American Montessori Society
	National Association for the Education of Young Children

NAEP PERFORMANCE*

* Performance reported for SC and nation, data not available at school level. Percentages at NAEP Achievement Levels.



SC PERFORMANCE GOAL

2020 Vision:
By 2020 all students will graduate with the knowledge and skills necessary to compete successfully in the global economy, participate in a democratic society and contribute positively as members of families and communities.

Abbreviations Key

N/A Not Applicable N/AV Not Available N/C Not Collected N/R Not Reported I/S Insufficient Sample TBD To be determined
 NI Newly Identified CSI Continuing School Improvement CA Corrective Action RP Plan to Restructure R Restructure DELAY School Improvement Status HOLD School Improvement Status

NINETY SIX PRIMARY [Greenwood 52]

SCHOOL PROFILE

	Our School	Change from Last Year	Primary Schools with Students Like Ours	Median Primary School
Students (n=392)				
Retention rate	8.1%	Up from 5.6%	3.1%	3.1%
Attendance rate	95.9%	Down from 96.4%	95.3%	95.3%
With disabilities other than speech	3.9%	Up from 2.6%	1.0%	0.8%
Older than usual for grade	0.0%	No Change	0.0%	0.0%
Teachers (n=24)				
Teachers with advanced degrees	54.2%	Up from 50.0%	56.7%	62.9%
Continuing contract teachers	100.0%	No Change	93.3%	90.5%
Teachers returning from previous year	98.2%	Up from 96.7%	90.7%	89.9%
Teacher attendance rate	97.0%	Up from 96.4%	95.3%	95.0%
Average teacher salary*	\$50,128	Down 1.3%	\$46,480	\$46,658
Classes not taught by highly qualified teachers	0.0%	No Change	0.0%	0.0%
Professional development days/teacher	16.5 days	Down from 19.1 days	16.5 days	15.7 days
School				
Principal's years at school	7.0	Up from 6.0	6.0	6.0
Student-teacher ratio in core subjects	19.1 to 1	Down from 20.0 to 1	21.3 to 1	20.0 to 1
Prime instructional time	92.4%	No Change	88.4%	89.6%
Opportunities in the arts	Good	No Change	Good	Good
SACS accreditation	Yes	No Change	Yes	Yes
Character development program	Good	No Change	Excellent	Excellent
Dollars spent per pupil**	\$7,455	Down 2.7%	\$7,021	\$7,129
Percent of expenditures for instruction**	69.4%	Up from 68.4%	69.4%	69.6%
Percent of expenditures for teacher salaries**	66.2%	Up from 65.0%	67.7%	66.4%
% of AYP objectives met	100.0%	No Change	100.0%	94.1%

* Length of contract = 185+ days.

** Prior year audited financial data available.

REPORT OF PRINCIPAL AND SCHOOL IMPROVEMENT COUNCIL

The 2010-2011 school year has been extremely productive for Ninety Six Primary School. We were able to make great strides in student achievement. Seventy percent of our second graders met targeted MAP growth in the areas of reading and math. This can be attributed to our focus on standards-based instruction as well as the various programs we have in place to meet our students' needs. Currently, we are pursuing authorization as an International Baccalaureate school. The teachers at each grade level have written six IB units utilizing an inquiry-based approach to learning. These units integrate standards across disciplines and focus on authentic assessment. We have devoted a great deal of time to the integration of the IB profile and attitude words into classroom instruction and classroom guidance lessons. This has fostered the development of a strong character education program. Renaissance, a program which focuses on recognizing students and staff as a means of motivating them to reach higher levels, is our newest initiative. The PTO has assisted us in recognizing and rewarding the achievements of our students and staff. Ninety Six Primary continues to have strong support from the community and from area businesses. Our CATS mentoring program provides important classroom support as more members of the community become involved in the inner-workings of our school. This past summer, our computers were updated to enable classroom teachers to use an interactive Promethean Board in daily classroom instruction. The state's conversion to the Power School data system provides a Parent Portal which allows parents to access their child's grades and attendance data. We continue to search for ways to fund updated technology equipment to keep our students at the forefront of the technological world. I am extremely proud of our staff, students, and community in their efforts to continue to meet the various needs of the students we serve.

Cathy A. Anderson, Principal
Shari Adams, SIC Chairperson

EVALUATION RESULTS

	Teachers
Number of surveys returned	28
Percent satisfied with learning environment	100.0%
Percent satisfied with social and physical environment	96.2%
Percent satisfied with school-home relations	96.3%

Comprehensive detail, including definitions of ratings, performance criteria, and explanations of status, is available on www.ed.sc.gov and www.eoc.sc.gov as well as school and school district websites.

Printed versions are available from school districts upon request.

Abbreviations Key

N/A Not Applicable N/AV Not Available N/C Not Collected N/R Not Reported I/S Insufficient Sample TBD To be determined
NI Newly Identified CSI Continuing School Improvement CA Corrective Action RP Plan to Restructure R Restructure DELAY School Improvement Status HOLD School Improvement Status