

SC Annual School Report Card Summary

LATTA EARLY CHILDHOOD CENTER
Dillon 3
Grades: PK-1 **Enrollment: 327**
Principal: Dollie Morrell
Superintendent: Dr. John M. Kirby, Jr.
Board Chair: Betty Jo Johnson

PERFORMANCE

Comprehensive detail, including definitions of ratings, performance criteria, and explanations of status, is available on www.ed.sc.gov and www.eoc.sc.gov as well as school and school district websites. Printed versions are available from school districts upon request.

YEAR	ABSOLUTE RATING	GROWTH RATING	PALMETTO GOLD AND SILVER AWARD		AYP STATUS	NCLB IMPROVEMENT STATUS
			General Performance	Closing the Gap		
2011	Excellent	Excellent	TBD	TBD	Met	N/A
2010	Excellent	Good	N/A	N/A	Met	N/A
2009	Excellent	N/A	N/A	N/A	Met	N/A

ABSOLUTE RATING OF PRIMARY SCHOOLS WITH STUDENTS LIKE OURS*

EXCELLENT	GOOD	AVERAGE	BELOW AVERAGE	AT-RISK
9	0	0	0	0

*Ratings are calculated with data available by 11/03/2011. Schools with Students Like Ours are Primary Schools with Poverty Indices of no more than 5% above or below the index for this school.

PRIME INSTRUCTIONAL TIME

Our School	Median Primary School
87.4%	89.6%

STUDENT-TEACHER RATIO IN CORE SUBJECTS

Our School	Median Primary School
15.7 to 1	20.0 to 1

TEACHERS WITH ADVANCED DEGREES

Our School	Median Primary School
76.5%	62.9%

TEACHERS RETURNING FROM PREVIOUS YEAR

Our School	Median Primary School
89.9%	89.9%

PERCENT OF PARENTS ATTENDING CONFERENCES

Our School	Median Primary School
100.0%	100.0%

DAYS OF PROFESSIONAL DEVELOPMENT*

Our School	Median Primary School
3.6 days	12.7 days

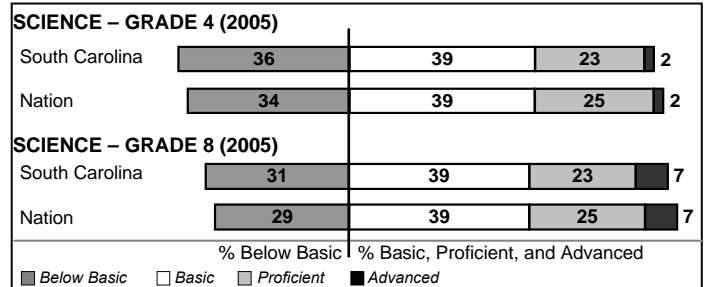
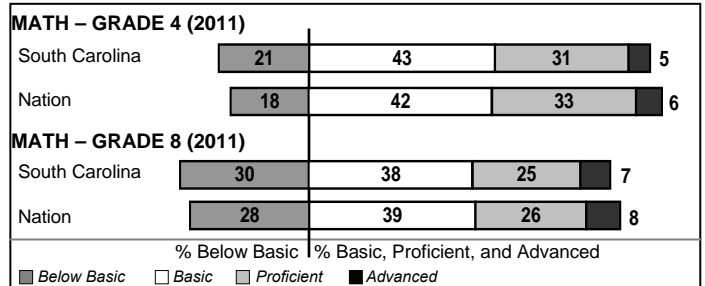
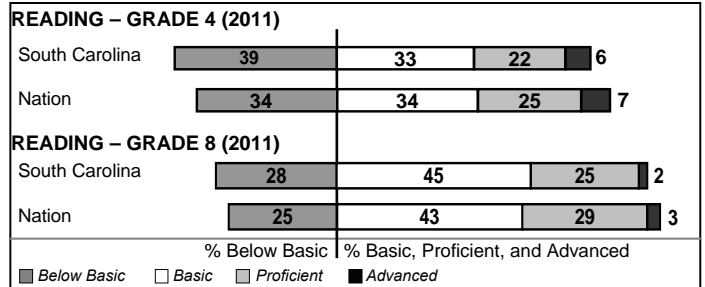
*Professional development days should be devoted exclusively to knowledge and skills in working with children less than eight years old.

Types Of Accreditation (More Than One May Apply)

	Not pursuing accreditation
X	Conducting a self-study
X	South Carolina Department of Education
X	Southern Association of Colleges and Schools
	American Montessori Society
	National Association for the Education of Young Children

NAEP PERFORMANCE*

* Performance reported for SC and nation, data not available at school level. Percentages at NAEP Achievement Levels.



SC PERFORMANCE GOAL

2020 Vision:
By 2020 all students will graduate with the knowledge and skills necessary to compete successfully in the global economy, participate in a democratic society and contribute positively as members of families and communities.

Abbreviations Key

N/A Not Applicable N/AV Not Available N/C Not Collected N/R Not Reported I/S Insufficient Sample TBD To be determined
 NI Newly Identified CSI Continuing School Improvement CA Corrective Action RP Plan to Restructure R Restructure DELAY School Improvement Status HOLD School Improvement Status

LATTA EARLY CHILDHOOD CENTER [Dillon 3]

SCHOOL PROFILE

	Our School	Change from Last Year	Primary Schools with Students Like Ours	Median Primary School
Students (n=327)				
Retention rate	0.0%	Down from 3.4%	3.3%	3.1%
Attendance rate	95.6%	Down from 97.0%	95.5%	95.3%
With disabilities other than speech	0.0%	Down from 2.1%	1.0%	0.8%
Older than usual for grade	0.0%	No Change	0.0%	0.0%
Teachers (n=17)				
Teachers with advanced degrees	76.5%	Down from 78.9%	58.0%	62.9%
Continuing contract teachers	100.0%	No Change	94.7%	90.5%
Teachers returning from previous year	89.9%	Down from 93.9%	90.7%	89.9%
Teacher attendance rate	94.7%	No Change	95.1%	95.0%
Average teacher salary*	\$44,571	Down 2.0%	\$47,044	\$46,658
Classes not taught by highly qualified teachers	0.0%	No Change	0.0%	0.0%
Professional development days/teacher	12.1 days	Up from 6.7 days	12.7 days	15.7 days
School				
Principal's years at school	5.0	Up from 4.0	6.0	6.0
Student-teacher ratio in core subjects	15.7 to 1	Down from 24.7 to 1	20.3 to 1	20.0 to 1
Prime instructional time	87.4%	Down from 90.7%	89.9%	89.6%
Opportunities in the arts	Good	No Change	Good	Good
SACS accreditation	Yes	No Change	Yes	Yes
Character development program	Good	No Change	Excellent	Excellent
Dollars spent per pupil**	\$5,082	Down 4.6%	\$7,385	\$7,129
Percent of expenditures for instruction**	78.5%	Down from 79.0%	70.8%	69.6%
Percent of expenditures for teacher salaries**	75.7%	Up from 75.1%	68.8%	66.4%
% of AYP objectives met	100.0%	No Change	100.0%	94.1%

* Length of contract = 185+ days.

** Prior year audited financial data available.

REPORT OF PRINCIPAL AND SCHOOL IMPROVEMENT COUNCIL

Latta Early Childhood Center is a school with big ideas! Our faculty and staff are dedicated to giving each and every child the best possible education using innovative scheduling, intervention and assistance for children and parents, and the latest technology available. Although research shows that socioeconomic level and academic success go hand in hand, LECC is working on overcoming these challenges by using many creative ideas and applying best practices and the latest research. We implemented innovative scheduling which makes small group instruction in language arts and math possible in grades 5K and 1. Every classroom is equipped with a VISTA system which includes an interactive SMART Board, Light Speed sound system, mounted projector and document camera. These systems are used to enhance instruction and motivate and involve students in the learning process. The school employs two certified special education teachers who serve as interventionists providing additional instruction through the SRA Reading Mastery Program. The school has implemented a school-wide, supplementary, multi-age reading program which is available to all kindergarten and first grade students. School begins at 7:45 and ends at 2:15 for students. Breakfast is served daily to all students in the classroom. Norma Coote, SIC Chairperson
Dollie Morrell, Principal

EVALUATION RESULTS

	Teachers
Number of surveys returned	13
Percent satisfied with learning environment	91.7%
Percent satisfied with social and physical environment	100.0%
Percent satisfied with school-home relations	100.0%

Comprehensive detail, including definitions of ratings, performance criteria, and explanations of status, is available on www.ed.sc.gov and www.eoc.sc.gov as well as school and school district websites.

Printed versions are available from school districts upon request.

Abbreviations Key

N/A Not Applicable N/AV Not Available N/C Not Collected N/R Not Reported I/S Insufficient Sample TBD To be determined
NI Newly Identified CSI Continuing School Improvement CA Corrective Action RP Plan to Restructure R Restructure DELAY School Improvement Status HOLD School Improvement Status