

# SC Annual School Report Card Summary

**SUMMERTON EARLY CHILDHOOD CENTER**  
**Clarendon 1**  
**Grades: PK-2** Enrollment: 286  
**Principal: Tamika D. Riley**  
**Superintendent: Dr. Rose H. Wilder**  
**Board Chair: Ms. Wanda Thomas**

## PERFORMANCE

Comprehensive detail, including definitions of ratings, performance criteria, and explanations of status, is available on [www.ed.sc.gov](http://www.ed.sc.gov) and [www.eoc.sc.gov](http://www.eoc.sc.gov) as well as school and school district websites. Printed versions are available from school districts upon request.

YEAR	ABSOLUTE RATING	GROWTH RATING	PALMETTO GOLD AND SILVER AWARD		AYP STATUS	NCLB IMPROVEMENT STATUS
			General Performance	Closing the Gap		
2011	Average	N/A	TBD	TBD	Not Met	N/A
2010	N/A	N/A	N/A	N/A	Met	N/A
2009	N/A	N/A	N/A	N/A	Met	N/A

## ABSOLUTE RATING OF PRIMARY SCHOOLS WITH STUDENTS LIKE OURS\*

EXCELLENT	GOOD	AVERAGE	BELOW AVERAGE	AT-RISK
8	1	1	0	0

\*Ratings are calculated with data available by 11/03/2011. Schools with Students Like Ours are Primary Schools with Poverty Indices of no more than 5% above or below the index for this school.

### PRIME INSTRUCTIONAL TIME

Our School	Median Primary School
90.3%	89.6%

### STUDENT-TEACHER RATIO IN CORE SUBJECTS

Our School	Median Primary School
17.7 to 1	20.0 to 1

### TEACHERS WITH ADVANCED DEGREES

Our School	Median Primary School
52.9%	62.9%

### TEACHERS RETURNING FROM PREVIOUS YEAR

Our School	Median Primary School
80.2%	89.9%

### PERCENT OF PARENTS ATTENDING CONFERENCES

Our School	Median Primary School
87.0%	100.0%

### DAYS OF PROFESSIONAL DEVELOPMENT\*

Our School	Median Primary School
11.0 days	12.7 days

\*Professional development days should be devoted exclusively to knowledge and skills in working with children less than eight years old.

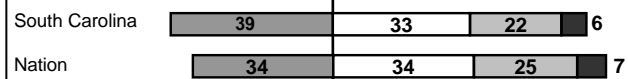
### Types Of Accreditation (More Than One May Apply)

	Not pursuing accreditation
X	Conducting a self-study
X	South Carolina Department of Education
X	Southern Association of Colleges and Schools
	American Montessori Society
	National Association for the Education of Young Children


## NAEP PERFORMANCE\*

\* Performance reported for SC and nation, data not available at school level. Percentages at NAEP Achievement Levels.

### READING – GRADE 4 (2011)




### READING – GRADE 8 (2011)




% Below Basic | % Basic, Proficient, and Advanced

### MATH – GRADE 4 (2011)




### MATH – GRADE 8 (2011)




% Below Basic | % Basic, Proficient, and Advanced

### SCIENCE – GRADE 4 (2005)



### SCIENCE – GRADE 8 (2005)



% Below Basic | % Basic, Proficient, and Advanced

## SC PERFORMANCE GOAL

**2020 Vision:**  
*By 2020 all students will graduate with the knowledge and skills necessary to compete successfully in the global economy, participate in a democratic society and contribute positively as members of families and communities.*

### Abbreviations Key

N/A Not Applicable N/AV Not Available N/C Not Collected N/R Not Reported I/S Insufficient Sample TBD To be determined  
 NI Newly Identified CSI Continuing School Improvement CA Corrective Action RP Plan to Restructure R Restructure DELAY School Improvement Status HOLD School Improvement Status

# SUMMERTON EARLY CHILDHOOD CENTER [Clarendon

## SCHOOL PROFILE

	Our School	Change from Last Year	Primary Schools with Students Like Ours	Median Primary School
<b>Students (n=286)</b>				
Retention rate	4.2%	Up from 0.9%	4.2%	3.1%
Attendance rate	95.1%	Down from 95.6%	95.1%	95.3%
With disabilities other than speech	0.4%	Down from 3.2%	1.1%	0.8%
Older than usual for grade	0.0%	No Change	0.0%	0.0%
<b>Teachers (n=17)</b>				
Teachers with advanced degrees	52.9%	Up from 40.0%	60.3%	62.9%
Continuing contract teachers	47.1%	Up from 46.7%	87.8%	90.5%
Teachers returning from previous year	80.2%	N/A	89.2%	89.9%
Teacher attendance rate	96.2%	Up from 95.0%	95.0%	95.0%
Average teacher salary*	\$38,456	Down 5.3%	\$44,162	\$46,658
Classes not taught by highly qualified teachers	0.0%	N/A	0.0%	0.0%
Professional development days/teacher	15.8 days	Up from 9.7 days	12.3 days	15.7 days
<b>School</b>				
Principal's years at school	0.4	Down from 3.0	4.5	6.0
Student-teacher ratio in core subjects	17.7 to 1	Down from 19.2 to 1	18.3 to 1	20.0 to 1
Prime instructional time	90.3%	Up from 88.2%	89.0%	89.6%
Opportunities in the arts	Fair	No Change	Good	Good
SACS accreditation	Yes	No Change	Yes	Yes
Character development program	Excellent	No Change	Excellent	Excellent
Dollars spent per pupil**	\$6,784	Up 36.9%	\$7,218	\$7,129
Percent of expenditures for instruction**	61.6%	Down from 61.8%	70.1%	69.6%
Percent of expenditures for teacher salaries**	58.3%	No Change	66.9%	66.4%
% of AYP objectives met	76.9%	Down from 100.0%	73.8%	94.1%

\* Length of contract = 185+ days.

\*\* Prior year audited financial data available.

## EVALUATION RESULTS

	Teachers
Number of surveys returned	15
Percent satisfied with learning environment	100.0%
Percent satisfied with social and physical environment	100.0%
Percent satisfied with school-home relations	100.0%

## REPORT OF PRINCIPAL AND SCHOOL IMPROVEMENT COUNCIL

The mission of Summerton Early Childhood Center is to educate the "whole child" by partnering with parents and the community. We believe that it is our mission as a school and community to ensure that all students are well-prepared academically, socially, and emotionally in order to become successful and productive lifelong citizens. We are currently a 2009 – 2010 "Red Carpet" School recipient, accredited by the Southern Association of Colleges and Schools and pursuing accreditation through NAEYC (National Association for the Education of Young Children).

Improving instruction and enhancing student achievement continues to be top priority goals at Summerton Early Childhood Center. Our instructional staff, parents, community members, and administrators collaborate continually in pursuit of methods that improve instruction and enhance student achievement.

Summerton Early Childhood Center implemented new initiatives during the year that aided in student success and achievement. We adopted a school-wide phonics program, "Project Read" and integrated the OWL (Opening the World of Learning) Curriculum. We continue to provide our students with research-based STC Kits in Science and best practices in ELA and Math. Students are administered MAP Testing in the Fall and Spring of each year. Benchmark assessments are also administered three times throughout the year. These assessments aid teachers in guiding instruction.

Parents and guardians have been offered a wide variety of educational opportunities and parenting workshops that have provided them with skills to be actively involved in their child's education on a regular basis, through a Rotary sponsored Literacy Night and Title I Parenting Programs.

Our PTSO continues to sponsor numerous activities which include: Back 2 School Bash, Fall Festival, Donuts for Dads/Muffins for Moms, and Grits for Grannies. The PTSO also sponsored several service learning projects such as the Relay for Life, St. Jude Math-a-thon, and JROTC Canned Food Drive. These events opened the door for parents and the community to become more involved with SECC.

Our future goals are to become an Exemplary Writing School. We continue to solicit your support.

Tamika D. Riley, Principal  
Cynthia Dingle, SIC Chairperson

Comprehensive detail, including definitions of ratings, performance criteria, and explanations of status, is available on [www.ed.sc.gov](http://www.ed.sc.gov) and [www.eoc.sc.gov](http://www.eoc.sc.gov) as well as school and school district websites.

Printed versions are available from school districts upon request.

### Abbreviations Key

N/A Not Applicable N/AV Not Available N/C Not Collected N/R Not Reported I/S Insufficient Sample TBD To be determined

NI Newly Identified CSI Continuing School Improvement CA Corrective Action RP Plan to Restructure R Restructure DELAY School Improvement Status HOLD School Improvement Status