

# SC Annual School Report Card Summary

**PETERSBURG PRIMARY**  
**Chesterfield County**  
**Grades: PK-2** Enrollment: 381  
**Principal: Marcus Sutton**  
**Superintendent: Dr. John E. Williams**  
**Board Chair: Chad L. Vick**

## PERFORMANCE

Comprehensive detail, including definitions of ratings, performance criteria, and explanations of status, is available on [www.ed.sc.gov](http://www.ed.sc.gov) and [www.eoc.sc.gov](http://www.eoc.sc.gov) as well as school and school district websites. Printed versions are available from school districts upon request.

YEAR	ABSOLUTE RATING	GROWTH RATING	PALMETTO GOLD AND SILVER AWARD		AYP STATUS	NCLB IMPROVEMENT STATUS
			General Performance	Closing the Gap		
2011	Excellent	Good	TBD	TBD	Met	N/A
2010	Excellent	Good	N/A	N/A	Met	R-DELAY
2009	Excellent	Good	N/A	N/A	Not Met	R

## ABSOLUTE RATING OF PRIMARY SCHOOLS WITH STUDENTS LIKE OURS\*

EXCELLENT	GOOD	AVERAGE	BELOW AVERAGE	AT-RISK
8	1	1	0	0

\*Ratings are calculated with data available by 11/03/2011. Schools with Students Like Ours are Primary Schools with Poverty Indices of no more than 5% above or below the index for this school.

### PRIME INSTRUCTIONAL TIME

Our School	Median Primary School
86.8%	89.6%

### STUDENT-TEACHER RATIO IN CORE SUBJECTS

Our School	Median Primary School
17.1 to 1	20.0 to 1

### TEACHERS WITH ADVANCED DEGREES

Our School	Median Primary School
53.8%	62.9%

### TEACHERS RETURNING FROM PREVIOUS YEAR

Our School	Median Primary School
89.0%	89.9%

### PERCENT OF PARENTS ATTENDING CONFERENCES

Our School	Median Primary School
100.0%	100.0%

### DAYS OF PROFESSIONAL DEVELOPMENT\*

Our School	Median Primary School
32.7 days	12.7 days

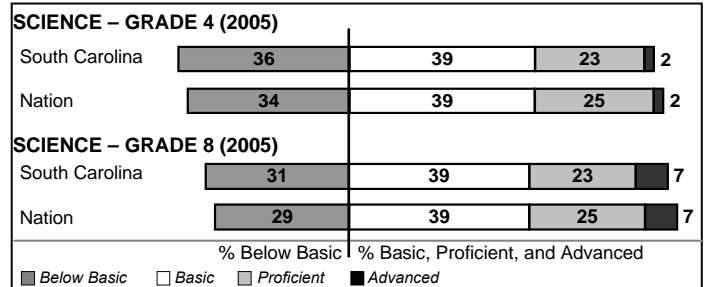
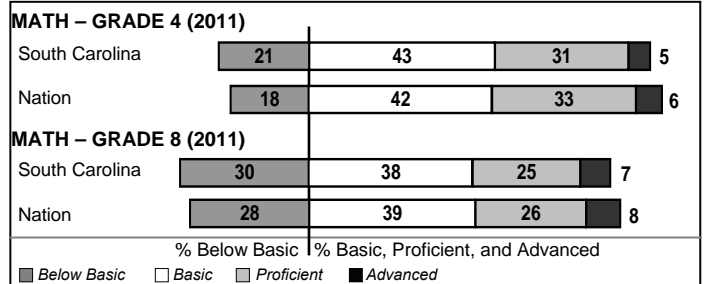
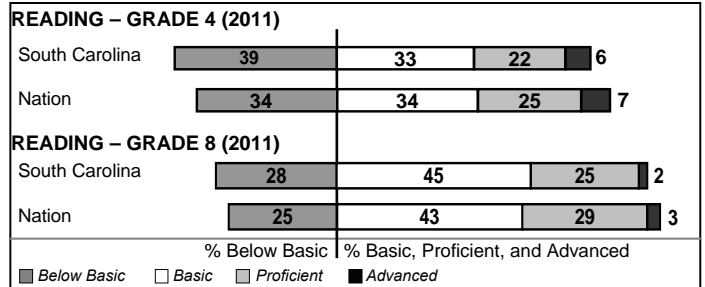
\*Professional development days should be devoted exclusively to knowledge and skills in working with children less than eight years old.

### Types Of Accreditation (More Than One May Apply)

	Not pursuing accreditation
	Conducting a self-study
X	South Carolina Department of Education
X	Southern Association of Colleges and Schools
	American Montessori Society
	National Association for the Education of Young Children

## NAEP PERFORMANCE\*

\* Performance reported for SC and nation, data not available at school level. Percentages at NAEP Achievement Levels.



## SC PERFORMANCE GOAL

**2020 Vision:**  
*By 2020 all students will graduate with the knowledge and skills necessary to compete successfully in the global economy, participate in a democratic society and contribute positively as members of families and communities.*

### Abbreviations Key

N/A Not Applicable N/AV Not Available N/C Not Collected N/R Not Reported I/S Insufficient Sample TBD To be determined  
 NI Newly Identified CSI Continuing School Improvement CA Corrective Action RP Plan to Restructure R Restructure DELAY School Improvement Status HOLD School Improvement Status

# PETERSBURG PRIMARY [Chesterfield County]

## SCHOOL PROFILE

	Our School	Change from Last Year	Primary Schools with Students Like Ours	Median Primary School
<b>Students (n=381)</b>				
Retention rate	4.0%	Up from 0.8%	4.2%	3.1%
Attendance rate	95.1%	Down from 95.3%	95.1%	95.3%
With disabilities other than speech	0.8%	Down from 1.3%	1.1%	0.8%
Older than usual for grade	0.3%	Up from 0.0%	0.0%	0.0%
<b>Teachers (n=26)</b>				
Teachers with advanced degrees	53.8%	Down from 64.3%	60.3%	62.9%
Continuing contract teachers	88.5%	Up from 85.7%	87.8%	90.5%
Teachers returning from previous year	89.0%	Down from 89.3%	89.2%	89.9%
Teacher attendance rate	93.3%	Down from 96.2%	95.0%	95.0%
Average teacher salary*	\$48,388	Up 2.3%	\$44,162	\$46,658
Classes not taught by highly qualified teachers	0.0%	No Change	0.0%	0.0%
Professional development days/teacher	25.6 days	Down from 27.0 days	12.3 days	15.7 days
<b>School</b>				
Principal's years at school	9.0	Up from 8.0	4.5	6.0
Student-teacher ratio in core subjects	17.1 to 1	No Change	18.3 to 1	20.0 to 1
Prime instructional time	86.8%	Down from 89.4%	89.0%	89.6%
Opportunities in the arts	Good	No Change	Good	Good
SACS accreditation	Yes	No Change	Yes	Yes
Character development program	Excellent	No Change	Excellent	Excellent
Dollars spent per pupil**	\$7,680	Up 7.2%	\$7,218	\$7,129
Percent of expenditures for instruction**	71.7%	Down from 73.3%	70.1%	69.6%
Percent of expenditures for teacher salaries**	70.3%	Down from 70.7%	66.9%	66.4%
% of AYP objectives met	100.0%	No Change	73.8%	94.1%

\* Length of contract = 185+ days.

\*\* Prior year audited financial data available.

## REPORT OF PRINCIPAL AND SCHOOL IMPROVEMENT COUNCIL

At Petersburg Primary School, we set high standards and exemplary academic endeavors for our students as we strive for excellence in education. The Southern Association of Colleges and Schools accredits Petersburg Primary. Student achievement improved through the use of research based instruction and curriculum.

All of our teachers participated in extensive professional development. These topics included: test data analysis, ELA and mathematics, early literacy and writing strategies, and early childhood standards. Student achievement improved through the implementation of research based instruction and assessment data. Dominie and MAP were analyzed to drive instruction. Student recognition included the Governor's Reading Honor Roll, Governor's Citizenship award, Subway Art Awards, and 4-H Awards.

The PTO and the school planned various opportunities for families to visit our school. These special events included Muffins for Mom, Doughnuts for Dad, RTI parenting workshops, book fair, Family Math Night and Family Literacy Night, breakfast and lunch with your Children, and Art Shows.

Petersburg Primary is supported by our parents, businesses, and community leaders through PTO, School Improvement Council, Volunteer Program, Student Recognition Program, Title I Planning Committee, and the Arts in Education Program.  
 Marcus Sutton, Principal

## EVALUATION RESULTS

	Teachers
Number of surveys returned	28
Percent satisfied with learning environment	100.0%
Percent satisfied with social and physical environment	100.0%
Percent satisfied with school-home relations	85.7%

Comprehensive detail, including definitions of ratings, performance criteria, and explanations of status, is available on [www.ed.sc.gov](http://www.ed.sc.gov) and [www.eoc.sc.gov](http://www.eoc.sc.gov) as well as school and school district websites.

Printed versions are available from school districts upon request.

### Abbreviations Key

N/A Not Applicable N/AV Not Available N/C Not Collected N/R Not Reported I/S Insufficient Sample TBD To be determined  
 NI Newly Identified CSI Continuing School Improvement CA Corrective Action RP Plan to Restructure R Restructure DELAY School Improvement Status HOLD School Improvement Status