

SC Annual School Report Card Summary

CHERAW PRIMARY
Chesterfield County
Grades: PK-2 Enrollment: 528
Principal: Melisa Little
Superintendent: Dr. John E. Williams
Board Chair: Chad L. Vick

PERFORMANCE

Comprehensive detail, including definitions of ratings, performance criteria, and explanations of status, is available on www.ed.sc.gov and www.eoc.sc.gov as well as school and school district websites. Printed versions are available from school districts upon request.

YEAR	ABSOLUTE RATING	GROWTH RATING	PALMETTO GOLD AND SILVER AWARD		AYP STATUS	NCLB IMPROVEMENT STATUS
			General Performance	Closing the Gap		
2011	Excellent	Good	TBD	TBD	Met	RP-DELAY
2010	Excellent	Good	N/A	N/A	Not Met	RP
2009	Excellent	Good	N/A	N/A	Met	CA-DELAY

ABSOLUTE RATING OF PRIMARY SCHOOLS WITH STUDENTS LIKE OURS*

EXCELLENT	GOOD	AVERAGE	BELOW AVERAGE	AT-RISK
9	0	0	0	0

*Ratings are calculated with data available by 11/03/2011. Schools with Students Like Ours are Primary Schools with Poverty Indices of no more than 5% above or below the index for this school.

PRIME INSTRUCTIONAL TIME

Our School	Median Primary School
88.0%	89.6%

STUDENT-TEACHER RATIO IN CORE SUBJECTS

Our School	Median Primary School
18.6 to 1	20.0 to 1

TEACHERS WITH ADVANCED DEGREES

Our School	Median Primary School
80.0%	62.9%

TEACHERS RETURNING FROM PREVIOUS YEAR

Our School	Median Primary School
91.3%	89.9%

PERCENT OF PARENTS ATTENDING CONFERENCES

Our School	Median Primary School
100.0%	100.0%

DAYS OF PROFESSIONAL DEVELOPMENT*

Our School	Median Primary School
26.7 days	12.7 days

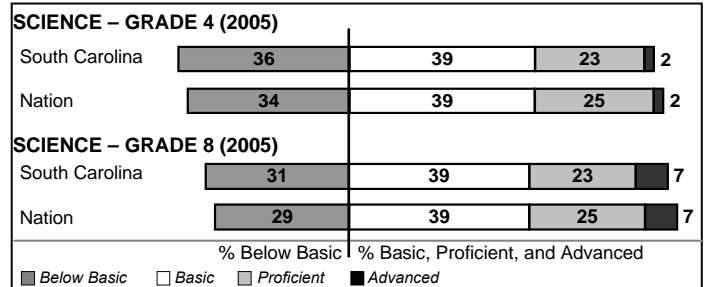
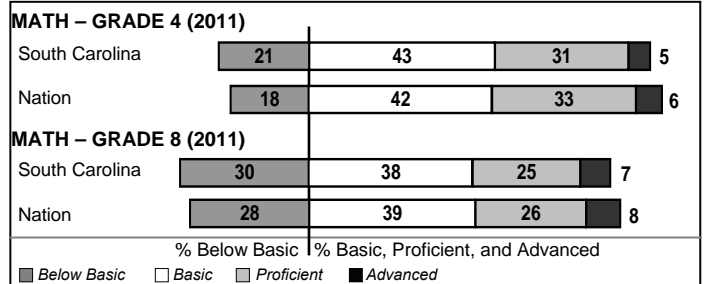
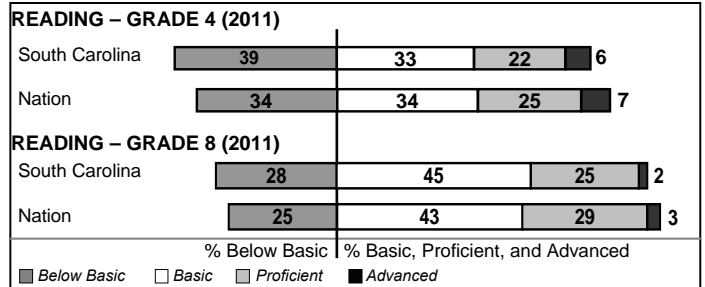
*Professional development days should be devoted exclusively to knowledge and skills in working with children less than eight years old.

Types Of Accreditation (More Than One May Apply)

	Not pursuing accreditation
	Conducting a self-study
X	South Carolina Department of Education
X	Southern Association of Colleges and Schools
	American Montessori Society
	National Association for the Education of Young Children

NAEP PERFORMANCE*

* Performance reported for SC and nation, data not available at school level. Percentages at NAEP Achievement Levels.



SC PERFORMANCE GOAL

2020 Vision:
By 2020 all students will graduate with the knowledge and skills necessary to compete successfully in the global economy, participate in a democratic society and contribute positively as members of families and communities.

Abbreviations Key

N/A Not Applicable N/AV Not Available N/C Not Collected N/R Not Reported I/S Insufficient Sample TBD To be determined
 NI Newly Identified CSI Continuing School Improvement CA Corrective Action RP Plan to Restructure R Restructure DELAY School Improvement Status HOLD School Improvement Status

CHERAW PRIMARY [Chesterfield County]

SCHOOL PROFILE

	Our School	Change from Last Year	Primary Schools with Students Like Ours	Median Primary School
Students (n=528)				
Retention rate	0.6%	Up from 0.0%	1.7%	3.1%
Attendance rate	94.4%	Down from 95.1%	94.9%	95.3%
With disabilities other than speech	0.8%	Down from 2.8%	0.8%	0.8%
Older than usual for grade	0.2%	Up from 0.0%	0.0%	0.0%
Teachers (n=35)				
Teachers with advanced degrees	80.0%	Down from 81.1%	68.6%	62.9%
Continuing contract teachers	97.1%	Up from 94.6%	94.0%	90.5%
Teachers returning from previous year	91.3%	Down from 92.8%	91.0%	89.9%
Teacher attendance rate	95.7%	Down from 96.8%	94.9%	95.0%
Average teacher salary*	\$48,976	Up 2.3%	\$47,126	\$46,658
Classes not taught by highly qualified teachers	0.0%	No Change	0.0%	0.0%
Professional development days/teacher	32.0 days	Up from 27.4 days	18.2 days	15.7 days
School				
Principal's years at school	1.0	Down from 5.0	6.0	6.0
Student-teacher ratio in core subjects	18.6 to 1	Down from 18.8 to 1	20.4 to 1	20.0 to 1
Prime instructional time	88.0%	Down from 90.9%	89.5%	89.6%
Opportunities in the arts	Fair	Down from Good	Good	Good
SACS accreditation	Yes	No Change	Yes	Yes
Character development program	Excellent	No Change	Excellent	Excellent
Dollars spent per pupil**	\$7,763	Up 1.1%	\$7,135	\$7,129
Percent of expenditures for instruction**	75.0%	Up from 73.4%	69.7%	69.6%
Percent of expenditures for teacher salaries**	72.1%	Up from 71.3%	66.5%	66.4%
% of AYP objectives met	100.0%	Up from 94.1%	88.2%	94.1%

* Length of contract = 185+ days.

** Prior year audited financial data available.

REPORT OF PRINCIPAL AND SCHOOL IMPROVEMENT COUNCIL

At Cheraw Primary School, our mission is to provide a positive, challenging, and enriched school environment that allows staff, parents, and the community to prepare students for the future. Cheraw Primary is accredited by the Southern Association of Colleges and Schools.

Cheraw Primary was named a Response to Intervention Demonstration Site. This research-based professional development initiative focuses on analyzing data to inform instruction, appropriate use of assessment, and implementing effective literacy practices. Cheraw Primary School also participated in the Summer Reading Project, sponsored by the South Carolina Department of Education. This initiative provided each first and second grade student with twelve books, and kindergarten students with three books to add to their personal libraries. This is a wonderful opportunity for our students to improve their fluency, stamina, and comprehension during the summer.

All of our teachers have participated in staff development in the areas of literacy, writing, character education, mathematics, science, and comprehensive health education. Areas of curricular emphasis during the year included math curriculum alignment, AIMS, and Reading and Writing Workshops. Sue Cox, math consultant, conducted a series of workshops on creating assessments and data analysis. Myrna Mitchell provided AIMS instruction to all of the teachers.

Cheraw Primary continued its Character Education Program by promoting life skills and civic responsibilities. Nine teachers are National Board Certified.

Parents, businesses, and community leaders supported our school through PTO, School Improvement Council, and a Volunteer Tutorial Program. Cheraw Primary School consistently promotes its thriving volunteer program by logging many productive hours each year. The state of South Carolina bestowed the Order of the Silver Crescent to Mr. Jimmy Duffy, a dedicated volunteer. Children's author, Chris Soentpiet, provided workshops for the students.

Our school participated in service projects which included collecting non-perishable items for the McArn Food Bank and supporting Relay for Life. Our dedicated faculty and staff have worked diligently to create and promote an environment that promotes student success. As reflected in our school motto, "We Just Can't Hide Our Papoose Pride."

Melisa Little, Principal
Temple Dyson, Chair of School Improvement Council

EVALUATION RESULTS

	Teachers
Number of surveys returned	25
Percent satisfied with learning environment	100.0%
Percent satisfied with social and physical environment	100.0%
Percent satisfied with school-home relations	96.0%

Comprehensive detail, including definitions of ratings, performance criteria, and explanations of status, is available on www.ed.sc.gov and www.eoc.sc.gov as well as school and school district websites.

Printed versions are available from school districts upon request.

Abbreviations Key

N/A Not Applicable N/AV Not Available N/C Not Collected N/R Not Reported I/S Insufficient Sample TBD To be determined
NI Newly Identified CSI Continuing School Improvement CA Corrective Action RP Plan to Restructure R Restructure DELAY School Improvement Status HOLD School Improvement Status