

# SC Annual School Report Card Summary

**BERKELEY ELEMENTARY**

**Berkeley**

**Grades: PK-2**

**Enrollment: 661**

**Principal: Tracy H. Gaskins**

**Superintendent: Rodney Thompson**

**Board Chair: Kathy Schwalbe**

## PERFORMANCE

Comprehensive detail, including definitions of ratings, performance criteria, and explanations of status, is available on [www.ed.sc.gov](http://www.ed.sc.gov) and [www.eoc.sc.gov](http://www.eoc.sc.gov) as well as school and school district websites. Printed versions are available from school districts upon request.

YEAR	ABSOLUTE RATING	GROWTH RATING	PALMETTO GOLD AND SILVER AWARD		AYP STATUS	NCLB IMPROVEMENT STATUS
			General Performance	Closing the Gap		
2011	Excellent	Good	TBD	TBD	Not Met	R
2010	Excellent	Excellent	N/A	N/A	Met	R-DELAY
2009	Excellent	Good	N/A	N/A	Not Met	R

## ABSOLUTE RATING OF PRIMARY SCHOOLS WITH STUDENTS LIKE OURS\*

EXCELLENT	GOOD	AVERAGE	BELOW AVERAGE	AT-RISK
8	0	0	0	0

\*Ratings are calculated with data available by 11/03/2011. Schools with Students Like Ours are Primary Schools with Poverty Indices of no more than 5% above or below the index for this school.

### PRIME INSTRUCTIONAL TIME

Our School	Median Primary School
91.3%	89.6%

### STUDENT-TEACHER RATIO IN CORE SUBJECTS

Our School	Median Primary School
19.2 to 1	20.0 to 1

### TEACHERS WITH ADVANCED DEGREES

Our School	Median Primary School
55.6%	62.9%

### TEACHERS RETURNING FROM PREVIOUS YEAR

Our School	Median Primary School
85.6%	89.9%

### PERCENT OF PARENTS ATTENDING CONFERENCES

Our School	Median Primary School
100.0%	100.0%

### DAYS OF PROFESSIONAL DEVELOPMENT\*

Our School	Median Primary School
3.0 days	12.7 days

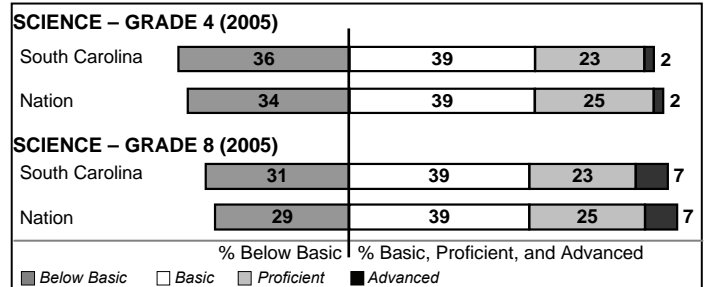
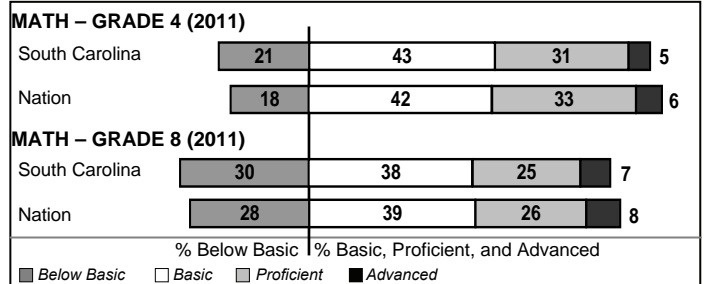
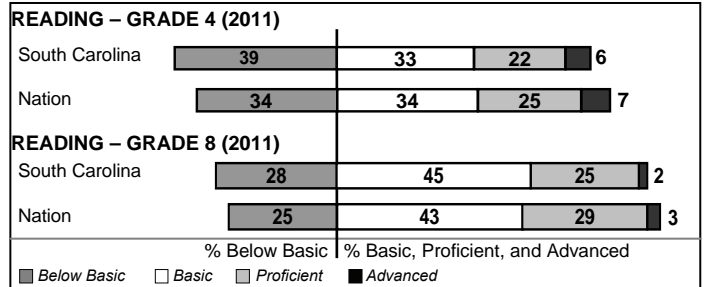
\*Professional development days should be devoted exclusively to knowledge and skills in working with children less than eight years old.

### Types Of Accreditation (More Than One May Apply)

	Not pursuing accreditation
	Conducting a self-study
X	South Carolina Department of Education
X	Southern Association of Colleges and Schools
	American Montessori Society
	National Association for the Education of Young Children

## NAEP PERFORMANCE\*

\* Performance reported for SC and nation, data not available at school level. Percentages at NAEP Achievement Levels.



## SC PERFORMANCE GOAL

**2020 Vision:**  
*By 2020 all students will graduate with the knowledge and skills necessary to compete successfully in the global economy, participate in a democratic society and contribute positively as members of families and communities.*

### Abbreviations Key

N/A Not Applicable N/AV Not Available N/C Not Collected N/R Not Reported I/S Insufficient Sample TBD To be determined  
 NI Newly Identified CSI Continuing School Improvement CA Corrective Action RP Plan to Restructure R Restructure DELAY School Improvement Status HOLD School Improvement Status

# BERKELEY ELEMENTARY [Berkeley]

## SCHOOL PROFILE

	Our School	Change from Last Year	Primary Schools with Students Like Ours	Median Primary School
<b>Students (n=661)</b>				
Retention rate	5.3%	Down from 5.6%	3.1%	3.1%
Attendance rate	96.2%	Up from 96.0%	95.5%	95.3%
With disabilities other than speech	0.7%	Down from 5.4%	0.8%	0.8%
Older than usual for grade	0.0%	No Change	0.0%	0.0%
<b>Teachers (n=45)</b>				
Teachers with advanced degrees	55.6%	No Change	69.1%	62.9%
Continuing contract teachers	82.2%	Up from 71.1%	93.3%	90.5%
Teachers returning from previous year	85.6%	Up from 80.3%	90.3%	89.9%
Teacher attendance rate	95.4%	Down from 96.4%	94.9%	95.0%
Average teacher salary*	\$47,048	Up 0.8%	\$47,044	\$46,658
Classes not taught by highly qualified teachers	0.0%	Down from 0.4%	0.0%	0.0%
Professional development days/teacher	7.1 days	Down from 9.3 days	17.1 days	15.7 days
<b>School</b>				
Principal's years at school	7.0	Up from 6.0	4.0	6.0
Student-teacher ratio in core subjects	19.2 to 1	Up from 19.0 to 1	20.0 to 1	20.0 to 1
Prime instructional time	91.3%	Down from 92.1%	89.9%	89.6%
Opportunities in the arts	Good	No Change	Good	Good
SACS accreditation	Yes	No Change	Yes	Yes
Character development program	Excellent	No Change	Excellent	Excellent
Dollars spent per pupil**	\$7,782	Up 18.8%	\$7,314	\$7,129
Percent of expenditures for instruction**	63.4%	Up from 63.0%	69.7%	69.6%
Percent of expenditures for teacher salaries**	57.7%	Down from 59.6%	67.6%	66.4%
% of AYP objectives met	94.1%	Down from 100.0%	87.0%	94.1%

\* Length of contract = 185+ days.

\*\* Prior year audited financial data available.

## EVALUATION RESULTS

	Teachers
Number of surveys returned	46
Percent satisfied with learning environment	78.3%
Percent satisfied with social and physical environment	87.0%
Percent satisfied with school-home relations	84.8%

## REPORT OF PRINCIPAL AND SCHOOL IMPROVEMENT COUNCIL

2010-2011 proved to be another successful year at Berkeley Elementary School. BES was again selected as a State School of Character for South Carolina based on its "Peaceful School" model for the third year in a row. This model's implementation has shown a significant decline in discipline rates over the past three years while the student attendance rate remains constant at 96%.

Berkeley Elementary School provides an exceptional learning environment. The school again received an excellent rating on its 2010 report card and made Adequate Yearly Progress based on the third grade PASS scores of its feeder school. The child development program is fully licensed by the Department of Social Services. Through an intensive district-wide process the Berkeley County School District, including BES, are now accredited by the AdvancED Accreditation Commission and Board of Trustees by the Southern Association of Colleges and Schools on Accreditation and School Improvement. This is an international accreditation organization and the district and BES will remain accredited through June 30, 2016.

Student achievement continues to show growth in many areas. The Dynamic Indicators of Basic Early Literacy Skills results are as follows: Kindergarten scores showed that 92% of the students are established in phoneme segmentation. This remained relatively consistent from 94% last year. First grade Oral Reading Fluency scores improved from 67% established to 71.1% established and second grade scores remained consistent with 62.4% established in Oral Reading Fluency. Data from the Measures of Academic Progress assessment indicates that 52.6% of second graders are at or above the 50th percentile in Reading and 66.7% are at or above the 50th percentile in Mathematics. This is a decline in Reading from 62.1% in 2009-2010 but an increase in Mathematics from 60.6%.

Students participate in school and community programs that enhance development and promote citizenship. These programs include Kiwanis "Terrific Kids" character education, Berkeley County Kids Who Care ecology awareness, Junior Achievement, Maestro Club, and the Northwoods Mall Art Show. Students receive mentoring from volunteers through our major business partner, Santee Cooper, and also through the Berkeley High School Teacher Cadet Program.

Our staff increases their professional knowledge through staff development and coursework. There are eight Nationally Board Certified teachers on staff. Parents are an integral part of the school and serve on the PTO and the School Improvement Council (SIC). The SIC team members meet throughout the school year to review annual goals and make changes for improvement.

Berkeley Elementary School fosters an environment of success and appreciation for all students, staff, parents, and community. We will continue to provide partnerships that will ultimately help our students reach their maximum potential.

Tracy H. Gaskins, Principal  
Toni Ramon, School Improvement Council

Comprehensive detail, including definitions of ratings, performance criteria, and explanations of status, is available on [www.ed.sc.gov](http://www.ed.sc.gov) and [www.eoc.sc.gov](http://www.eoc.sc.gov) as well as school and school district websites.

Printed versions are available from school districts upon request.

### Abbreviations Key

N/A Not Applicable N/AV Not Available N/C Not Collected N/R Not Reported I/S Insufficient Sample TBD To be determined

NI Newly Identified CSI Continuing School Improvement CA Corrective Action RP Plan to Restructure R Restructure DELAY School Improvement Status HOLD School Improvement Status