

# SC Annual School Report Card Summary

**HILTON HEAD EARLY CHILDHOOD CENT**  
**Beaufort County**  
**Grades: PK-K** Enrollment: 461  
**Principal: Kim Bratt**  
**Superintendent: Dr. Valerie Truesdale**  
**Board Chair: Fred Washington**

## PERFORMANCE

Comprehensive detail, including definitions of ratings, performance criteria, and explanations of status, is available on [www.ed.sc.gov](http://www.ed.sc.gov) and [www.eoc.sc.gov](http://www.eoc.sc.gov) as well as school and school district websites. Printed versions are available from school districts upon request.

YEAR	ABSOLUTE RATING	GROWTH RATING	PALMETTO GOLD AND SILVER AWARD		AYP STATUS	NCLB IMPROVEMENT STATUS
			General Performance	Closing the Gap		
2011	Excellent	Good	TBD	TBD	Not Met	N/A
2010	Excellent	Good	N/A	N/A	Not Met	N/A
2009	Good	N/A	N/A	N/A	Met	N/A

## ABSOLUTE RATING OF PRIMARY SCHOOLS WITH STUDENTS LIKE OURS\*

EXCELLENT	GOOD	AVERAGE	BELOW AVERAGE	AT-RISK
10	1	0	0	0

\*Ratings are calculated with data available by 11/03/2011. Schools with Students Like Ours are Primary Schools with Poverty Indices of no more than 5% above or below the index for this school.

### PRIME INSTRUCTIONAL TIME

Our School	Median Primary School
86.4%	89.6%

### STUDENT-TEACHER RATIO IN CORE SUBJECTS

Our School	Median Primary School
22.6 to 1	20.0 to 1

### TEACHERS WITH ADVANCED DEGREES

Our School	Median Primary School
46.4%	62.9%

### TEACHERS RETURNING FROM PREVIOUS YEAR

Our School	Median Primary School
90.7%	89.9%

### PERCENT OF PARENTS ATTENDING CONFERENCES

Our School	Median Primary School
100.0%	100.0%

### DAYS OF PROFESSIONAL DEVELOPMENT\*

Our School	Median Primary School
14.4 days	12.7 days

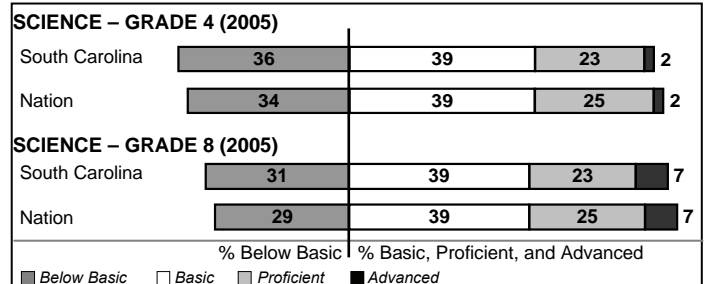
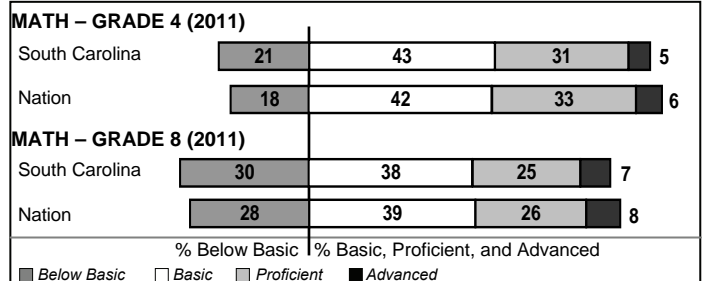
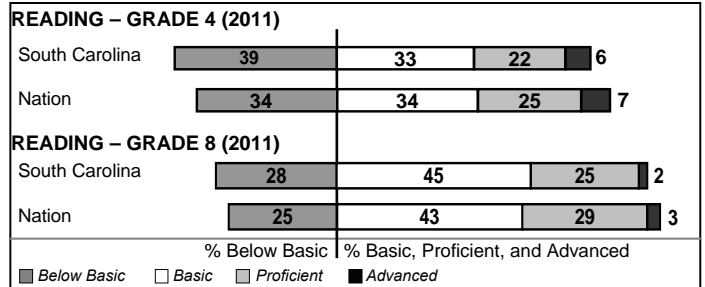
\*Professional development days should be devoted exclusively to knowledge and skills in working with children less than eight years old.

### Types Of Accreditation (More Than One May Apply)

	Not pursuing accreditation
	Conducting a self-study
X	South Carolina Department of Education
X	Southern Association of Colleges and Schools
	American Montessori Society
	National Association for the Education of Young Children

## NAEP PERFORMANCE\*

\* Performance reported for SC and nation, data not available at school level. Percentages at NAEP Achievement Levels.



## SC PERFORMANCE GOAL

**2020 Vision:**  
*By 2020 all students will graduate with the knowledge and skills necessary to compete successfully in the global economy, participate in a democratic society and contribute positively as members of families and communities.*

### Abbreviations Key

N/A Not Applicable N/AV Not Available N/C Not Collected N/R Not Reported I/S Insufficient Sample TBD To be determined  
 NI Newly Identified CSI Continuing School Improvement CA Corrective Action RP Plan to Restructure R Restructure DELAY School Improvement Status HOLD School Improvement Status

# HILTON HEAD EARLY CHILDHOOD CENT [Beaufort

## SCHOOL PROFILE

	Our School	Change from Last Year	Primary Schools with Students Like Ours	Median Primary School
<b>Students (n=461)</b>				
Retention rate	3.2%	Up from 3.0%	3.2%	3.1%
Attendance rate	95.3%	Down from 95.8%	95.4%	95.3%
With disabilities other than speech	0.0%	Down from 2.1%	1.1%	0.8%
Older than usual for grade	0.0%	N/A	0.0%	0.0%
<b>Teachers (n=28)</b>				
Teachers with advanced degrees	46.4%	Up from 42.9%	61.1%	62.9%
Continuing contract teachers	85.7%	No Change	94.7%	90.5%
Teachers returning from previous year	90.7%	Up from 87.1%	90.7%	89.9%
Teacher attendance rate	93.7%	Down from 94.5%	95.3%	95.0%
Average teacher salary*	\$51,512	Up 6.9%	\$46,959	\$46,658
Classes not taught by highly qualified teachers	5.9%	Up from 3.0%	0.0%	0.0%
Professional development days/teacher	19.5 days	Down from 21.0 days	14.9 days	15.7 days
<b>School</b>				
Principal's years at school	1.0	Down from 6.0	6.0	6.0
Student-teacher ratio in core subjects	22.6 to 1	Up from 21.4 to 1	21.0 to 1	20.0 to 1
Prime instructional time	86.4%	No Change	89.9%	89.6%
Opportunities in the arts	Good	No Change	Good	Good
SACS accreditation	Yes	No Change	Yes	Yes
Character development program	Excellent	No Change	Excellent	Excellent
Dollars spent per pupil**	\$8,762	Up 1.7%	\$7,222	\$7,129
Percent of expenditures for instruction**	71.9%	Up from 70.2%	69.6%	69.6%
Percent of expenditures for teacher salaries**	70.4%	Up from 69.2%	67.7%	66.4%
% of AYP objectives met	85.7%	Down from 95.2%	100.0%	94.1%

\* Length of contract = 185+ days.

\*\* Prior year audited financial data available.

## EVALUATION RESULTS

	Teachers
Number of surveys returned	N/A
Percent satisfied with learning environment	N/A
Percent satisfied with social and physical environment	N/A
Percent satisfied with school-home relations	N/A

## REPORT OF PRINCIPAL AND SCHOOL IMPROVEMENT COUNCIL

Our mission of education at Hilton Head Island Early Childhood Center (HHIECC) is to create an environment rich in knowledge and resources which promotes curiosity, exploration and self-expression, and in which children are encouraged to become actively engaged in their own learning. We have a remarkable staff of collegial professionals who believe that all children can achieve success and we constantly strive to meet the individual needs of our diverse population of young students. Teachers work diligently with individual children, small groups, and whole group throughout the day to differentiate instruction. Student work is showcased throughout our building.

For the 2010-2011 school year our school has exceeded academic goals in both reading and math on the Measure of Academic Performance (MAP) test. In May 2011, 94% of students scored on or above expected growth targets in reading and math. The MAP test also showed that 84% of our students left our school on or above first grade level in math and 87% in reading left our school on or above first grade level.

Our students and teachers utilize technology. We are fortunate to start our "digital natives" in classrooms that integrate technology in all academic areas with engaging, interactive lessons. Each instructional room has a Smartboard, Mobi, two desktops, and three laptops for student use. Our students are actively using many online instructional tools at school and home to support learning. Our teachers communicate with parents regularly through their updated websites, newsletters, and conferences.

We believe parental support and involvement is a crucial part of a young child's learning. Our parents are actively engaged in many activities throughout the day and evening with their children. Many parents attend our Math Nights, Hands-On Literacy Night, Teddy Bear Read-In, ESOL Nights, and "What's Special about Specials?" night.

We are proud of our implementation of Positive Behavior Intervention Support (PBIS). We are completing our third year of implementation. The state awarded our school with a Ribbon Award for outstanding progress implementing our school-wide behavior program. We continue to support students to do their BEST: Be kind, demonstrate Effort, show Self Control, and build Teamwork in all areas of work each day. Students receive "Gotcha" cards when they are caught demonstrating appropriate behaviors. We host monthly assemblies for all students demonstrating successful behaviors throughout the school. The students love to attend these events and work hard each day to earn this opportunity.

Kim Bratt, Principal  
Enrique Lugo, SIC Chairman

Comprehensive detail, including definitions of ratings, performance criteria, and explanations of status, is available on [www.ed.sc.gov](http://www.ed.sc.gov) and [www.eoc.sc.gov](http://www.eoc.sc.gov) as well as school and school district websites.

Printed versions are available from school districts upon request.

### Abbreviations Key

N/A Not Applicable N/AV Not Available N/C Not Collected N/R Not Reported I/S Insufficient Sample TBD To be determined

NI Newly Identified CSI Continuing School Improvement CA Corrective Action RP Plan to Restructure R Restructure DELAY School Improvement Status HOLD School Improvement Status