

SC Annual School Report Card Summary

JAMES J DAVIS ELEMENTARY
Beaufort County
Grades: PK-K Enrollment: 167
Principal: Donald D. Doggett
Superintendent: Dr. Valerie Truesdale
Board Chair: Fred Washington

PERFORMANCE

Comprehensive detail, including definitions of ratings, performance criteria, and explanations of status, is available on www.ed.sc.gov and www.eoc.sc.gov as well as school and school district websites. Printed versions are available from school districts upon request.

| YEAR | ABSOLUTE RATING | GROWTH RATING | PALMETTO GOLD AND SILVER AWARD | | AYP STATUS | NCLB IMPROVEMENT STATUS |
|------|-----------------|---------------|--------------------------------|-----------------|------------|-------------------------|
| | | | General Performance | Closing the Gap | | |
| 2011 | N/A | N/A | TBD | TBD | Not Met | N/A |
| 2010 | N/A | N/A | N/A | N/A | Met | CSI-DELAY |
| 2009 | N/A | N/A | N/A | N/A | N/A | CSI |

ABSOLUTE RATING OF PRIMARY SCHOOLS WITH STUDENTS LIKE OURS*

| EXCELLENT | GOOD | AVERAGE | BELOW AVERAGE | AT-RISK |
|-----------|------|---------|---------------|---------|
| 8 | 1 | 1 | 0 | 0 |

*Ratings are calculated with data available by 11/03/2011. Schools with Students Like Ours are Primary Schools with Poverty Indices of no more than 5% above or below the index for this school.

PRIME INSTRUCTIONAL TIME

| | |
|------------|-----------------------|
| Our School | Median Primary School |
| 87.5% | 89.6% |

STUDENT-TEACHER RATIO IN CORE SUBJECTS

| | |
|------------|-----------------------|
| Our School | Median Primary School |
| 7.6 to 1 | 20.0 to 1 |

TEACHERS WITH ADVANCED DEGREES

| | |
|------------|-----------------------|
| Our School | Median Primary School |
| 36.4% | 62.9% |

TEACHERS RETURNING FROM PREVIOUS YEAR

| | |
|------------|-----------------------|
| Our School | Median Primary School |
| N/A | 89.9% |

PERCENT OF PARENTS ATTENDING CONFERENCES

| | |
|------------|-----------------------|
| Our School | Median Primary School |
| 100.0% | 100.0% |

DAYS OF PROFESSIONAL DEVELOPMENT*

| | |
|------------|-----------------------|
| Our School | Median Primary School |
| . days | 12.7 days |

*Professional development days should be devoted exclusively to knowledge and skills in working with children less than eight years old.

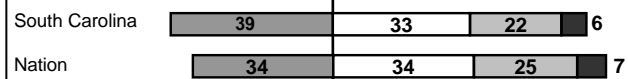
Types Of Accreditation (More Than One May Apply)

- Not pursuing accreditation
- Conducting a self-study
- South Carolina Department of Education
- Southern Association of Colleges and Schools
- American Montessori Society
- National Association for the Education of Young Children

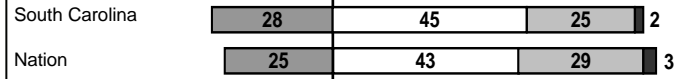
NAEP PERFORMANCE*

* Performance reported for SC and nation, data not available at school level. Percentages at NAEP Achievement Levels.

READING – GRADE 4 (2011)




READING – GRADE 8 (2011)




% Below Basic | % Basic, Proficient, and Advanced

MATH – GRADE 4 (2011)

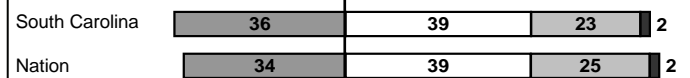


MATH – GRADE 8 (2011)




% Below Basic | % Basic, Proficient, and Advanced

SCIENCE – GRADE 4 (2005)



SCIENCE – GRADE 8 (2005)



% Below Basic | % Basic, Proficient, and Advanced

SC PERFORMANCE GOAL

2020 Vision:
By 2020 all students will graduate with the knowledge and skills necessary to compete successfully in the global economy, participate in a democratic society and contribute positively as members of families and communities.

Abbreviations Key

N/A Not Applicable N/AV Not Available N/C Not Collected N/R Not Reported I/S Insufficient Sample TBD To be determined
 NI Newly Identified CSI Continuing School Improvement CA Corrective Action RP Plan to Restructure R Restructure DELAY School Improvement Status HOLD School Improvement Status

JAMES J DAVIS ELEMENTARY [Beaufort County]

SCHOOL PROFILE

| | Our School | Change from Last Year | Primary Schools with Students Like Ours | Median Primary School |
|---|---------------|-----------------------|---|-----------------------|
| Students (n=167) | | | | |
| Retention rate | N/A | N/A | 4.2% | 3.1% |
| Attendance rate | 95.4% | Down from 96.6% | 95.1% | 95.3% |
| With disabilities other than speech | 0.0% | Down from 0.6% | 1.1% | 0.8% |
| Older than usual for grade | N/A | N/A | 0.0% | 0.0% |
| Teachers (n=11) | | | | |
| Teachers with advanced degrees | 36.4% | Down from 57.1% | 60.3% | 62.9% |
| Continuing contract teachers | 54.5% | Down from 71.4% | 87.8% | 90.5% |
| Teachers returning from previous year | N/A | N/A | 89.2% | 89.9% |
| Teacher attendance rate | 95.5% | Down from 99.9% | 95.0% | 95.0% |
| Average teacher salary* | \$44,923 | Down 13.7% | \$44,162 | \$46,658 |
| Classes not taught by highly qualified teachers | N/A | N/A | 0.0% | 0.0% |
| Professional development days/teacher | 11.5 days | Down from 18.6 days | 12.3 days | 15.7 days |
| School | | | | |
| Principal's years at school | 3.0 | Up from 2.0 | 4.5 | 6.0 |
| Student-teacher ratio in core subjects | 7.6 to 1 | Down from 15.6 to 1 | 18.3 to 1 | 20.0 to 1 |
| Prime instructional time | 87.5% | Down from 92.6% | 89.0% | 89.6% |
| Opportunities in the arts | Good | No Change | Good | Good |
| SACS accreditation | Yes | No Change | Yes | Yes |
| Character development program | Below Average | Down from Good | Excellent | Excellent |
| Dollars spent per pupil** | \$11,245 | Up 1.1% | \$7,218 | \$7,129 |
| Percent of expenditures for instruction** | 59.6% | Down from 60.7% | 70.1% | 69.6% |
| Percent of expenditures for teacher salaries** | 56.7% | Down from 56.9% | 66.9% | 66.4% |
| % of AYP objectives met | 60.0% | Down from 100.0% | 73.8% | 94.1% |

* Length of contract = 185+ days.

** Prior year audited financial data available.

EVALUATION RESULTS

| | Teachers |
|--|----------|
| Number of surveys returned | N/A |
| Percent satisfied with learning environment | N/A |
| Percent satisfied with social and physical environment | N/A |
| Percent satisfied with school-home relations | N/A |

Comprehensive detail, including definitions of ratings, performance criteria, and explanations of status, is available on www.ed.sc.gov and www.eoc.sc.gov as well as school and school district websites.

Printed versions are available from school districts upon request.

REPORT OF PRINCIPAL AND SCHOOL IMPROVEMENT COUNCIL

Report of Principal and School Improvement Council

Whale Branch Elementary School has had an outstanding school year. The merger of Whale Branch Elementary and James J Davis Elementary has been completed.

We continued our extended school year with the addition of twenty days of instruction designed to increase student achievement. James J Davis Early Learning Center and Whale Branch Elementary achieved AYP (Adequate Yearly Progress) in the 2009-2010 school year. MAP scores continue to be up on each grade level and the level of rigor has also been increased school-wide. We are above national MAP averages in several areas. Our wonderful staff worked with parents to focus instruction on pinpointed areas of need for our students based on the MAP test. Weekly planning meetings, a 200 day calendar, after school activities, Saturday Academy, parent sessions, Parent University, Student Celebrations for Academic Improvement on MAP tests and active involvement from PTO and SIC served to promote our school mission and goals.

The teacher and parent members of the School Improvement Council engaged in the development of our strategic plan which focused on raising academic achievement in the area of social studies and science.

As a Red Carpet Award winner, Whale Branch Elementary School and James J. Davis Early Learning Center have made customer service a top priority. Students, parents and community members have begun to feel that our school is truly a community school and that it belongs to each stakeholder.

All students and staff were involved in community service projects during the 2010-2011 school year learning about the importance of citizenship and contributing to the community at large. Students raised funds for American Cancer Society and CAPA. With the support of the Kiwanis Club, we were able to continue our K-kids program that supports school wide service efforts. Students and Staff were involved in Relay for Life. Our students completed studies about Fire Safety, readers' theatre, habitats, and mining. The school enjoyed grant funding for an after-school program.

All students received books at Christmas time provided through Title I funding. Students in Pre-Kindergarten and Kindergarten received additional books through Reading is Fundamental (RIF) and parents received tips on how to work and read with their children at home. Students were also able to select books at different times during the school year to increase their personal libraries at home.

Whale Branch Elementary School continued working with the Teacher Advancement Program (TAP) with ongoing professional development in the areas of effective teaching strategies and best practices. Staff development was provided in balanced literary, guided reading, differentiation, and Every Day Math. Professional development will continue during the 2011-12 school year with a focus on small group reading, curriculum mapping, and formative assessments.

Don D. Doggett, Principal
Latoya Scott, SIC Chairperson

Abbreviations Key

N/A Not Applicable N/AV Not Available N/C Not Collected N/R Not Reported I/S Insufficient Sample TBD To be determined

NI Newly Identified CSI Continuing School Improvement CA Corrective Action RP Plan to Restructure R Restructure DELAY School Improvement Status HOLD School Improvement Status