

# SC Annual School Report Card Summary

**MARSHALL PRIMARY**  
**Anderson 2**  
**Grades: PK-2** Enrollment: 491  
**Principal: Dr. Kim Clardy**  
**Superintendent: Thomas T. Chapman**  
**Board Chair: Dr. Danny Hawkins**

## PERFORMANCE

Comprehensive detail, including definitions of ratings, performance criteria, and explanations of status, is available on [www.ed.sc.gov](http://www.ed.sc.gov) and [www.eoc.sc.gov](http://www.eoc.sc.gov) as well as school and school district websites. Printed versions are available from school districts upon request.

YEAR	ABSOLUTE RATING	GROWTH RATING	PALMETTO GOLD AND SILVER AWARD		AYP STATUS	NCLB IMPROVEMENT STATUS
			General Performance	Closing the Gap		
2011	Excellent	Good	TBD	TBD	Met	N/A
2010	Excellent	Excellent	N/A	N/A	Met	N/A
2009	Excellent	Good	N/A	N/A	Met	N/A

## ABSOLUTE RATING OF PRIMARY SCHOOLS WITH STUDENTS LIKE OURS\*

EXCELLENT	GOOD	AVERAGE	BELOW AVERAGE	AT-RISK
6	1	0	0	0

\*Ratings are calculated with data available by 11/03/2011. Schools with Students Like Ours are Primary Schools with Poverty Indices of no more than 5% above or below the index for this school.

### PRIME INSTRUCTIONAL TIME

Our School	Median Primary School
90.1%	89.6%

### STUDENT-TEACHER RATIO IN CORE SUBJECTS

Our School	Median Primary School
19.7 to 1	20.0 to 1

### TEACHERS WITH ADVANCED DEGREES

Our School	Median Primary School
56.7%	62.9%

### TEACHERS RETURNING FROM PREVIOUS YEAR

Our School	Median Primary School
91.7%	89.9%

### PERCENT OF PARENTS ATTENDING CONFERENCES

Our School	Median Primary School
98.6%	100.0%

### DAYS OF PROFESSIONAL DEVELOPMENT\*

Our School	Median Primary School
9.3 days	12.7 days

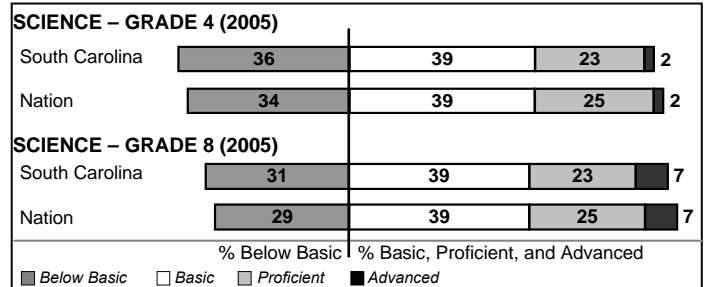
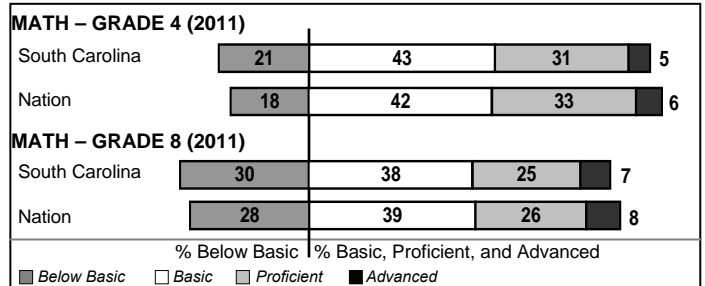
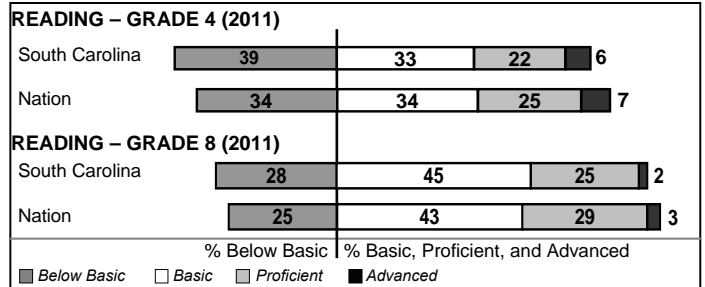
\*Professional development days should be devoted exclusively to knowledge and skills in working with children less than eight years old.

### Types Of Accreditation (More Than One May Apply)

	Not pursuing accreditation
X	Conducting a self-study
X	South Carolina Department of Education
X	Southern Association of Colleges and Schools
X	American Montessori Society
	National Association for the Education of Young Children

### NAEP PERFORMANCE\*

\* Performance reported for SC and nation, data not available at school level. Percentages at NAEP Achievement Levels.



### SC PERFORMANCE GOAL

**2020 Vision:**  
*By 2020 all students will graduate with the knowledge and skills necessary to compete successfully in the global economy, participate in a democratic society and contribute positively as members of families and communities.*

#### Abbreviations Key

N/A Not Applicable N/AV Not Available N/C Not Collected N/R Not Reported I/S Insufficient Sample TBD To be determined  
 NI Newly Identified CSI Continuing School Improvement CA Corrective Action RP Plan to Restructure R Restructure DELAY School Improvement Status HOLD School Improvement Status

# MARSHALL PRIMARY [Anderson 2]

## SCHOOL PROFILE

	Our School	Change from Last Year	Primary Schools with Students Like Ours	Median Primary School
<b>Students (n=491)</b>				
Retention rate	5.5%	Up from 2.0%	3.1%	3.1%
Attendance rate	95.3%	Down from 96.6%	95.3%	95.3%
With disabilities other than speech	1.3%	Down from 1.7%	1.0%	0.8%
Older than usual for grade	0.4%	Up from 0.0%	0.0%	0.0%
<b>Teachers (n=30)</b>				
Teachers with advanced degrees	56.7%	Up from 54.8%	56.7%	62.9%
Continuing contract teachers	93.3%	Up from 87.1%	93.3%	90.5%
Teachers returning from previous year	91.7%	Down from 92.6%	90.7%	89.9%
Teacher attendance rate	95.5%	Down from 96.3%	95.3%	95.0%
Average teacher salary*	\$46,480	Down 1.1%	\$46,480	\$46,658
Classes not taught by highly qualified teachers	0.0%	No Change	0.0%	0.0%
Professional development days/teacher	10.1 days	Down from 15.7 days	16.5 days	15.7 days
<b>School</b>				
Principal's years at school	6.0	Up from 5.0	6.0	6.0
Student-teacher ratio in core subjects	19.7 to 1	Down from 23.4 to 1	21.3 to 1	20.0 to 1
Prime instructional time	90.1%	Down from 92.3%	88.4%	89.6%
Opportunities in the arts	Good	No Change	Good	Good
SACS accreditation	Yes	No Change	Yes	Yes
Character development program	Excellent	No Change	Excellent	Excellent
Dollars spent per pupil**	\$6,490	Down 1.8%	\$7,021	\$7,129
Percent of expenditures for instruction**	73.7%	Down from 73.9%	69.4%	69.6%
Percent of expenditures for teacher salaries**	70.5%	Up from 70.2%	67.7%	66.4%
% of AYP objectives met	100.0%	No Change	100.0%	94.1%

\* Length of contract = 185+ days.

\*\* Prior year audited financial data available.

## EVALUATION RESULTS

	Teachers
Number of surveys returned	31
Percent satisfied with learning environment	93.5%
Percent satisfied with social and physical environment	96.7%
Percent satisfied with school-home relations	93.5%

## REPORT OF PRINCIPAL AND SCHOOL IMPROVEMENT COUNCIL

The mission of Marshall Primary School, in partnership with the total community, is to build a solid foundation for future learning by providing quality instruction while nurturing the uniqueness of each individual. 2010-2011 was an exciting year as children began their educational journey. Our active PTO, volunteers, and business partners continue to support our school. We have an involved School Improvement Council and Title One Committee that meet regularly to discuss and set future goals. We are a school with high academic achievement and strong ties to the community.

Marshall Primary School had many accomplishments this year including: Students in grades one and two participated in the District's Achievement Test; Four hundred fifty students participated in the Young Author's Program; Students participated in the Accelerated Reading program; Marshall Primary School hosted a 21st Century Community Learning Center; Students in first and second grade participated in Math Masters, which reinforced and challenged new learning; Wee Deliver, a school-wide mail system, encouraged appropriate writing habits; Two computer labs, a Writing Lab, and two Science Labs were utilized to provide additional learning opportunities; Students served as news anchors during our closed-circuit morning news program; Preschool and kindergarten classrooms reflected the standards on the Early Childhood Rating Scale; Parental involvement was emphasized through activities such as parent workshops, a Spring Fling, Field Day, Spring Arts Showcase, two Literacy Festivals, and plays and concerts; Students participated in service learning activities by collecting canned goods for disadvantaged families and donating to Pennies for Patients; Local veterans were honored on Memorial Day; and Teddy Bear Helpers gave new students a tour of the school and were special buddies during those first few days of getting acclimated to a new environment.

Marshall Primary School continued to implement a core reading program, Read Well, in Kindergarten with a concentration on phonics. This has yielded impressive results and we have expectations that the gains will continue into the next school year. We continued our commitment to instructional differentiation in reading through the use of literacy centers, Read Well, leveled readers, and Foundations reading program. Staff Development training in reading differentiation and mathematics instruction was provided throughout the year for optimal effectiveness of instruction.

Wendy's Wonderful Kids, our Mentoring Program, and Positive Behavior Intervention and Support (PBIS) programs continued to promote character education. PPBIS program provides a way to increase and recognize good behavior and decrease negative behavior. Our quarterly Celebration Ceremonies are held to recognize students for positive behavior.

Jane Beaver was our Teacher of the Year. Our Teacher of the Year for 2011-2012 will be Cassandra Cooley.

Dr. Kim Clardy, Principal  
Carlisle Bennett, SIC Chairperson

Comprehensive detail, including definitions of ratings, performance criteria, and explanations of status, is available on [www.ed.sc.gov](http://www.ed.sc.gov) and [www.eoc.sc.gov](http://www.eoc.sc.gov) as well as school and school district websites.

Printed versions are available from school districts upon request.

### Abbreviations Key

N/A Not Applicable N/AV Not Available N/C Not Collected N/R Not Reported I/S Insufficient Sample TBD To be determined

NI Newly Identified CSI Continuing School Improvement CA Corrective Action RP Plan to Restructure R Restructure DELAY School Improvement Status HOLD School Improvement Status