

SC Annual School Report Card Summary

CONCRETE PRIMARY
Anderson 1
Grades: PK-2 Enrollment: 561
Principal: Sherry Padgett
Superintendent: Dr. Wayne Fowler
Board Chair: Mr. Fred Alexander

PERFORMANCE

Comprehensive detail, including definitions of ratings, performance criteria, and explanations of status, is available on www.ed.sc.gov and www.eoc.sc.gov as well as school and school district websites. Printed versions are available from school districts upon request.

YEAR	ABSOLUTE RATING	GROWTH RATING	PALMETTO GOLD AND SILVER AWARD		AYP STATUS	NCLB IMPROVEMENT STATUS
			General Performance	Closing the Gap		
2011	Excellent	Good	TBD	TBD	Met	N/A
2010	Excellent	Excellent	N/A	N/A	Met	N/A
2009	Excellent	Good	N/A	N/A	Met	N/A

ABSOLUTE RATING OF PRIMARY SCHOOLS WITH STUDENTS LIKE OURS*

EXCELLENT	GOOD	AVERAGE	BELOW AVERAGE	AT-RISK
0	0	0	0	0

*Ratings are calculated with data available by 11/03/2011. Schools with Students Like Ours are Primary Schools with Poverty Indices of no more than 5% above or below the index for this school.

PRIME INSTRUCTIONAL TIME

Our School	Median Primary School
92.2%	89.6%

STUDENT-TEACHER RATIO IN CORE SUBJECTS

Our School	Median Primary School
24.6 to 1	20.0 to 1

TEACHERS WITH ADVANCED DEGREES

Our School	Median Primary School
51.9%	62.9%

TEACHERS RETURNING FROM PREVIOUS YEAR

Our School	Median Primary School
95.0%	89.9%

PERCENT OF PARENTS ATTENDING CONFERENCES

Our School	Median Primary School
100.0%	100.0%

DAYS OF PROFESSIONAL DEVELOPMENT*

Our School	Median Primary School
8.4 days	12.7 days

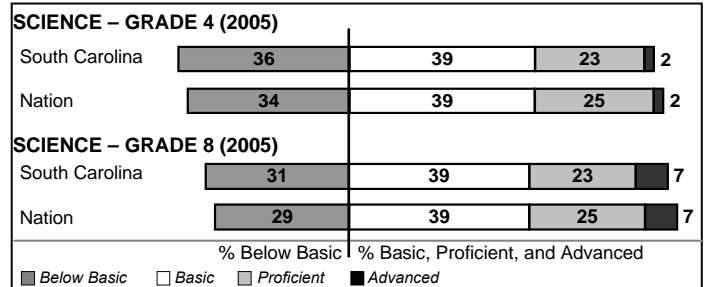
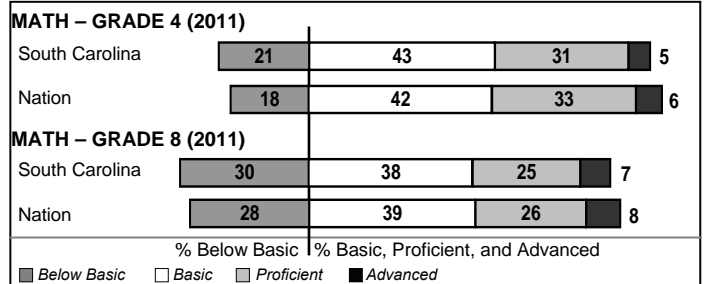
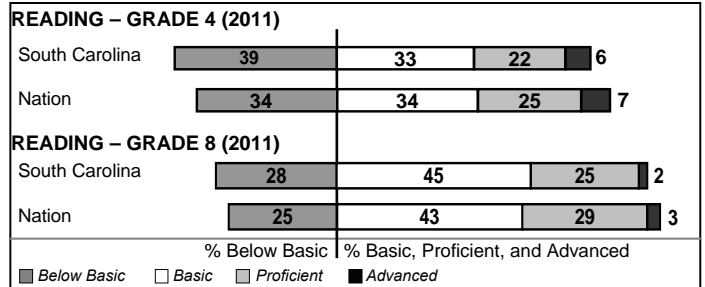
*Professional development days should be devoted exclusively to knowledge and skills in working with children less than eight years old.

Types Of Accreditation (More Than One May Apply)

	Not pursuing accreditation
	Conducting a self-study
X	South Carolina Department of Education
X	Southern Association of Colleges and Schools
	American Montessori Society
	National Association for the Education of Young Children

NAEP PERFORMANCE*

* Performance reported for SC and nation, data not available at school level. Percentages at NAEP Achievement Levels.



SC PERFORMANCE GOAL

2020 Vision:
By 2020 all students will graduate with the knowledge and skills necessary to compete successfully in the global economy, participate in a democratic society and contribute positively as members of families and communities.

Abbreviations Key

N/A Not Applicable N/AV Not Available N/C Not Collected N/R Not Reported I/S Insufficient Sample TBD To be determined
 NI Newly Identified CSI Continuing School Improvement CA Corrective Action RP Plan to Restructure R Restructure DELAY School Improvement Status HOLD School Improvement Status

CONCRETE PRIMARY [Anderson 1]

SCHOOL PROFILE

	Our School	Change from Last Year	Primary Schools with Students Like Ours	Median Primary School
Students (n=561)				
Retention rate	3.4%	No Change	3.4%	3.1%
Attendance rate	96.1%	No Change	96.1%	95.3%
With disabilities other than speech	1.2%	Down from 3.1%	1.2%	0.8%
Older than usual for grade	0.0%	Down from 0.3%	0.0%	0.0%
Teachers (n=27)				
Teachers with advanced degrees	51.9%	Up from 50.0%	51.9%	62.9%
Continuing contract teachers	92.6%	Up from 89.3%	92.6%	90.5%
Teachers returning from previous year	95.0%	Up from 93.0%	95.0%	89.9%
Teacher attendance rate	96.4%	Down from 96.9%	96.4%	95.0%
Average teacher salary*	\$43,159	Down 2.7%	\$43,159	\$46,658
Classes not taught by highly qualified teachers	0.0%	No Change	0.0%	0.0%
Professional development days/teacher	9.7 days	Up from 8.3 days	9.7 days	15.7 days
School				
Principal's years at school	2.0	Up from 1.0	2.0	6.0
Student-teacher ratio in core subjects	24.6 to 1	Up from 23.7 to 1	24.6 to 1	20.0 to 1
Prime instructional time	92.2%	Down from 92.9%	92.2%	89.6%
Opportunities in the arts	Good	No Change	Good	Good
SACS accreditation	Yes	No Change	Yes	Yes
Character development program	Good	No Change	Good	Excellent
Dollars spent per pupil**	\$5,232	Down 0.3%	\$5,232	\$7,129
Percent of expenditures for instruction**	68.8%	Down from 69.6%	68.8%	69.6%
Percent of expenditures for teacher salaries**	66.4%	Up from 65.3%	66.4%	66.4%
% of AYP objectives met	100.0%	No Change	100.0%	94.1%

* Length of contract = 185+ days.

** Prior year audited financial data available.

EVALUATION RESULTS

	Teachers
Number of surveys returned	23
Percent satisfied with learning environment	95.7%
Percent satisfied with social and physical environment	100.0%
Percent satisfied with school-home relations	100.0%

REPORT OF PRINCIPAL AND SCHOOL IMPROVEMENT COUNCIL

The 2010-2011 school year showed the many ways that students were "Wild About Learning". This exemplifies the high expectations that the community has for their school.

Teachers continued to be active learners by attending training sessions throughout the year. Through this training, many initiatives were fine tuned. Many teachers visited schools in other districts to observe and learn the components of Balanced Literacy for reading instruction. PTSO supported this program by purchasing learning materials that teachers used to reach every student on their instructional level.

Students participated in the Measures of Academic Progress test or MAP. The results of these assessments showed that student performance increased in Reading and Math. Teachers and administrators met to analyze the results of these tests to plan instructional opportunities for all students.

In order to increase safety, cameras were added throughout the school and campus. A new front entrance insures that all visitors must report to the front office before entering the school.

The PTSO continued to have a strong and positive impact on the school climate. President Amy Emery and the members of the PTSO continued to sponsor numerous special events and school improvements. Special events included Doughnuts for Dads, Muffins for Moms, Science Night, Grandparents Day, Clay Night, Awards Day and the community based Concrete Carnival. PTSO also supports grade level field trips and numerous activities to show appreciation for teachers. The PTSO purchased for every classroom a wireless slate that is compatible with SmartBoard technology. They also purchased four student response systems that are used across every grade level. Students were excited and eager to use this new technology in their classrooms.

Students were recognized for their academic and character accomplishments. The "Prize Patrol" awarded students for academic achievements. Students were recognized on WCCN for their accomplishments in Reading Counts. Students were nominated by faculty or staff members for exhibiting great character. The guidance counselor and "Oliver" recognized those students each Friday on WCCN. Students were also recognized during an annual Awards Day which recognized academic achievements. We also held our first annual "Arts Encounter" which spotlighted various artists and their creative talents. Students had the opportunity to actively participate in unique activities.

Collaboration among students, parents, faculty, staff, and the community continue to be the foundation for success at Concrete.

Sherry Padgett, Principal
Carrie Pennington, SIC Chair

Comprehensive detail, including definitions of ratings, performance criteria, and explanations of status, is available on www.ed.sc.gov and www.eoc.sc.gov as well as school and school district websites.

Printed versions are available from school districts upon request.

Abbreviations Key

N/A Not Applicable N/AV Not Available N/C Not Collected N/R Not Reported I/S Insufficient Sample TBD To be determined

NI Newly Identified CSI Continuing School Improvement CA Corrective Action RP Plan to Restructure R Restructure DELAY School Improvement Status HOLD School Improvement Status