

SC Annual School Report Card Summary

LONG CANE PRIMARY
Abbeville
Grades: PK-2 Enrollment: 414
Principal: Charles A. Costner
Superintendent: Dr. Ivan Randolph
Board Chair: Dr. Bill Crenshaw

PERFORMANCE

Comprehensive detail, including definitions of ratings, performance criteria, and explanations of status, is available on www.ed.sc.gov and www.eoc.sc.gov as well as school and school district websites. Printed versions are available from school districts upon request.

YEAR	ABSOLUTE RATING	GROWTH RATING	PALMETTO GOLD AND SILVER AWARD		AYP STATUS	NCLB IMPROVEMENT STATUS
			General Performance	Closing the Gap		
2011	N/A	N/A	TBD	TBD	Met	N/A
2010	N/A	N/A	N/A	N/A	Met	N/A
2009	N/A	N/A	N/A	N/A	Met	N/A

ABSOLUTE RATING OF PRIMARY SCHOOLS WITH STUDENTS LIKE OURS*

EXCELLENT	GOOD	AVERAGE	BELOW AVERAGE	AT-RISK
10	0	0	0	0

*Ratings are calculated with data available by 11/03/2011. Schools with Students Like Ours are Primary Schools with Poverty Indices of no more than 5% above or below the index for this school.

PRIME INSTRUCTIONAL TIME

Our School	Median Primary School
89.4%	89.6%

STUDENT-TEACHER RATIO IN CORE SUBJECTS

Our School	Median Primary School
16.6 to 1	20.0 to 1

TEACHERS WITH ADVANCED DEGREES

Our School	Median Primary School
76.7%	62.9%

TEACHERS RETURNING FROM PREVIOUS YEAR

Our School	Median Primary School
N/A	89.9%

PERCENT OF PARENTS ATTENDING CONFERENCES

Our School	Median Primary School
99.9%	100.0%

DAYS OF PROFESSIONAL DEVELOPMENT*

Our School	Median Primary School
. days	12.7 days

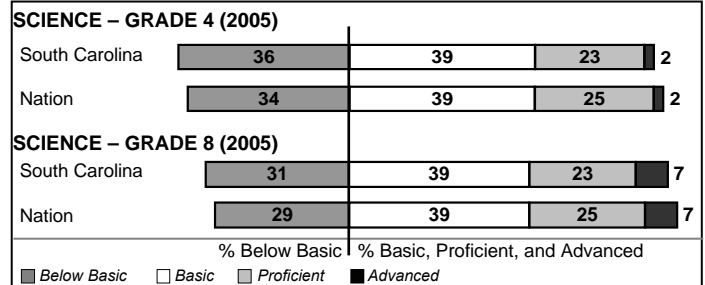
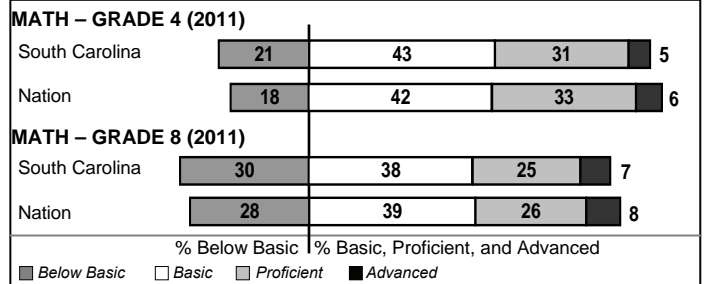
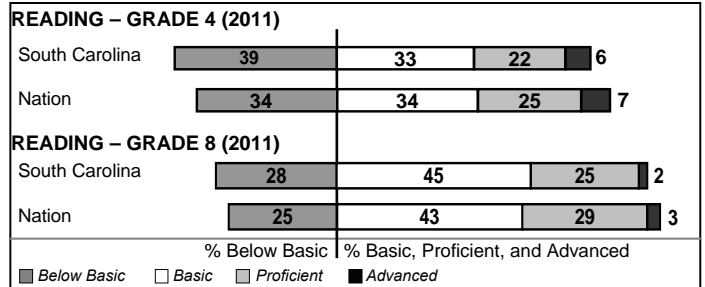
*Professional development days should be devoted exclusively to knowledge and skills in working with children less than eight years old.

Types Of Accreditation (More Than One May Apply)

Not pursuing accreditation
Conducting a self-study
South Carolina Department of Education
Southern Association of Colleges and Schools
American Montessori Society
National Association for the Education of Young Children

NAEP PERFORMANCE*

* Performance reported for SC and nation, data not available at school level. Percentages at NAEP Achievement Levels.



SC PERFORMANCE GOAL

2020 Vision:
By 2020 all students will graduate with the knowledge and skills necessary to compete successfully in the global economy, participate in a democratic society and contribute positively as members of families and communities.

Abbreviations Key

N/A Not Applicable N/AV Not Available N/C Not Collected N/R Not Reported I/S Insufficient Sample TBD To be determined
 NI Newly Identified CSI Continuing School Improvement CA Corrective Action RP Plan to Restructure R Restructure DELAY School Improvement Status HOLD School Improvement Status

LONG CANE PRIMARY [Abbeville]

SCHOOL PROFILE

	Our School	Change from Last Year	Primary Schools with Students Like Ours	Median Primary School
Students (n=414)				
Retention rate	3.3%	Down from 4.4%	2.4%	3.1%
Attendance rate	95.4%	Up from 95.1%	95.4%	95.3%
With disabilities other than speech	1.1%	Down from 4.5%	0.8%	0.8%
Older than usual for grade	0.0%	No Change	0.0%	0.0%
Teachers (n=30)				
Teachers with advanced degrees	76.7%	Up from 64.7%	69.1%	62.9%
Continuing contract teachers	96.7%	Down from 97.1%	95.5%	90.5%
Teachers returning from previous year	N/A	N/A	90.9%	89.9%
Teacher attendance rate	94.9%	Up from 93.1%	95.0%	95.0%
Average teacher salary*	\$47,040	Down 1.4%	\$47,044	\$46,658
Classes not taught by highly qualified teachers	0.0%	No Change	0.0%	0.0%
Professional development days/teacher	6.4 days	Up from 3.8 days	18.2 days	15.7 days
School				
Principal's years at school	6.0	Up from 5.0	4.0	6.0
Student-teacher ratio in core subjects	16.6 to 1	Down from 17.0 to 1	19.9 to 1	20.0 to 1
Prime instructional time	89.4%	Up from 87.7%	89.6%	89.6%
Opportunities in the arts	Good	No Change	Good	Good
SACS accreditation	Yes	No Change	Yes	Yes
Character development program	Excellent	No Change	Excellent	Excellent
Dollars spent per pupil**	\$8,052	Up 6.4%	\$7,314	\$7,129
Percent of expenditures for instruction**	74.5%	Up from 72.7%	69.7%	69.6%
Percent of expenditures for teacher salaries**	70.0%	Up from 66.1%	68.1%	66.4%
% of AYP objectives met	100.0%	No Change	91.2%	94.1%

* Length of contract = 185+ days.

** Prior year audited financial data available.

REPORT OF PRINCIPAL AND SCHOOL IMPROVEMENT COUNCIL

Dear Parent/ Guardian,

The 2010 – 2011 school year has been an exciting and educational year. The faculty and staff have been working exceptionally hard to help every child exceed his/her potential. Although our state's educational system has been faced with many economic challenges, our teachers have remained focused on each child's performance and utilized the trends within the school's data to help prepare each student for the next grade level. The implementation of early release days has provided our teachers with vital time to help enhance their teaching skills and improve the quality of teaching within the classroom. The Long Cane Primary Faculty and Staff have made a committed effort to infuse reading skills in all subject areas and provide time to further enrich and enhance each child's Language Arts experience. In conjunction with focusing on academics, Long Cane Primary has established a very positive character education program to help our students become well rounded children. Everyone's goal is to have each individual child do his/her best.

On behalf of Long Cane Primary, I would like to thank all of our parents, school volunteers, SIC and PTO members. In order for each child to have the opportunity to succeed, the community, school, teachers, students, and parents must continue to make the commitment to work together.

As we prepare to move into the 2011 – 2012 school year, we will continue to focus on providing your child with the best possible standards - driven education in a safe and nurturing environment.

Thank you for all of your help and support,
Charles A. Costner, Ph.D.
Principal

Iguanna Goodwin
SIC Chairperson

EVALUATION RESULTS

	Teachers
Number of surveys returned	31
Percent satisfied with learning environment	100.0%
Percent satisfied with social and physical environment	100.0%
Percent satisfied with school-home relations	96.7%

Comprehensive detail, including definitions of ratings, performance criteria, and explanations of status, is available on www.ed.sc.gov and www.eoc.sc.gov as well as school and school district websites.

Printed versions are available from school districts upon request.

Abbreviations Key

N/A Not Applicable N/AV Not Available N/C Not Collected N/R Not Reported I/S Insufficient Sample TBD To be determined
NI Newly Identified CSI Continuing School Improvement CA Corrective Action RP Plan to Restructure R Restructure DELAY School Improvement Status HOLD School Improvement Status