



# SC Annual School Report Card Summary

**MARY L DINKINS CHARTER**  
**SC Public Charter School**  
**Grades: K-12** Enrollment: 118  
**Principal: Ennis Bryant**  
**Superintendent: Dr. Wayne Brazell**  
**Board Chair: Don McLaurin**

## PERFORMANCE

Comprehensive detail, including definitions of ratings, performance criteria, and explanations of status, is available on [www.ed.sc.gov](http://www.ed.sc.gov) and [www.eoc.sc.gov](http://www.eoc.sc.gov) as well as school and school district websites. Printed versions are available from school districts upon request.

YEAR	ABSOLUTE RATING	GROWTH RATING	PALMETTO GOLD AND SILVER AWARD		AYP STATUS	NCLB IMPROVEMENT STATUS
			General Performance	Closing the Gap		
2011	At-Risk	At-Risk	TBD	TBD	Not Met	RP
2010	N/A	N/A	N/A	N/A	N/A	N/A
2009	N/A	N/A	N/A	N/A	N/A	N/A

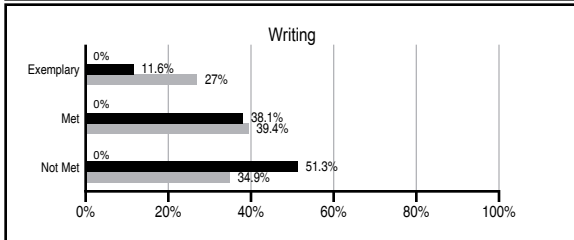
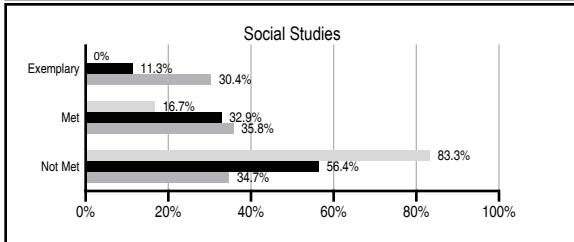
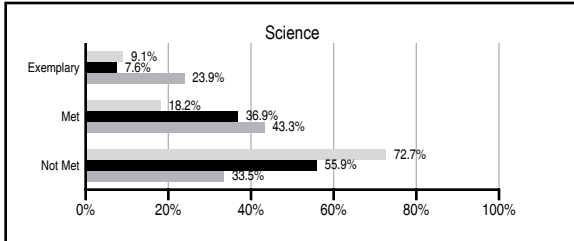
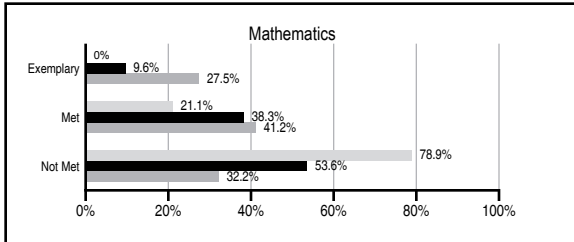
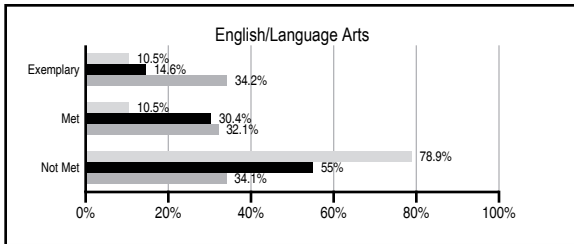
## ABSOLUTE RATINGS OF MIDDLE SCHOOLS WITH STUDENTS LIKE OURS\*

EXCELLENT	GOOD	AVERAGE	BELOW AVERAGE	AT-RISK
0	0	3	15	19

\* Ratings are calculated with data available by 11/09/2011. Schools with Students Like Ours are Middle Schools with Poverty Indices of no more than 5% above or below the index for this school.




## PASS PERFORMANCE

Our School Middle Schools with Students Like Ours Middle schools statewide



## NAEP PERFORMANCE\*

\* Performance reported for SC and nation, data not available at school level. Percentages at NAEP Achievement Levels.



## END OF COURSE TESTS - 2011

% of students scoring 70 or above on:	Our Middle School	Middle Schools with Students Like Ours
Algebra 1/Math for the Technologies 2	N/A	87.0
English 1	N/A	84.3
Biology 1/Applied Biology 2	N/A	45.4
Physical Science	N/A	22.4
US History and the Constitution	N/A	N/A
All Subjects	N/A	86.2

## SC PERFORMANCE VISION

*By 2020 all students will graduate with the knowledge and skills necessary to compete successfully in the global economy, participate in a democratic society and contribute positively as members of families and communities.*

### Abbreviations Key

N/A Not Applicable N/AV Not Available N/C Not Collected N/R Not Reported I/S Insufficient Sample TBD To be determined  
 NI Newly Identified CSI Continuing School Improvement CA Corrective Action RP Plan to Restructure R Restructure DELAY School Improvement Status HOLD School Improvement Status

# MARY L DINKINS CHARTER [SC Public Charter School]

## SCHOOL PROFILE

	Our School	Change from Last Year	Middle Schools with Students Like Ours	Median Middle School
<b>Students (n=118)</b>				
Students enrolled in high school credit courses (grades 7 & 8)	0.0%	N/R	14.1%	24.5%
Retention rate	0.0%	N/A	0.8%	0.7%
Attendance rate	99.9%	N/A	95.0%	95.9%
Served by gifted and talented program	0.0%	N/A	5.5%	17.8%
With disabilities other than speech	15.0%	N/A	11.7%	9.2%
Older than usual for grade	8.7%	N/A	2.8%	1.5%
Out-of-school suspensions or expulsions for violent and/or criminal offenses	0.0%	N/R	0.2%	0.4%
Annual dropout rate	N/A	N/A	0.0%	0.0%
<b>Teachers (n=11)</b>				
Teachers with advanced degrees	63.6%	N/A	59.8%	60.0%
Continuing contract teachers	72.7%	N/A	66.7%	82.6%
Teachers returning from previous year	N/A	N/A	76.2%	85.6%
Teacher attendance rate	99.6%	N/R	95.7%	95.3%
Average teacher salary*	N/A	I/S	\$43,817	\$46,300
Classes not taught by highly qualified teachers	82.4%	N/A	6.2%	1.2%
Professional development days/teacher	9.9 days	N/R	10.1 days	9.9 days
<b>School</b>				
Principal's years at school	6.0	N/R	3.0	4.0
Student-teacher ratio in core subjects	11.0 to 1	N/R	17.9 to 1	21.5 to 1
Prime instructional time	98.8%	N/R	89.3%	90.1%
Opportunities in the arts	Poor	N/R	Good	Good
SACS accreditation	No	N/R	Yes	Yes
Parents attending conferences	96.9%	N/R	99.1%	98.1%
Character development program	Average	N/R	Good	Good
Dollars spent per pupil**	N/A	N/A	\$11,139	\$7,634
Percent of expenditures for instruction**	N/A	N/A	59.7%	64.0%
Percent of expenditures for teacher salaries**	N/A	N/A	55.6%	61.2%
% of AYP objectives met	36.4%		69.1%	80.5%

\* Length of contract = 185+ days.

\*\* Prior year audited financial data available.

## EVALUATION RESULTS

	Teachers	Students*	Parents*
Number of surveys returned	N/A	N/A	N/A
Percent satisfied with learning environment	N/A	N/A	N/A
Percent satisfied with social and physical environment	N/A	N/A	N/A
Percent satisfied with school-home relations	N/A	N/A	N/A

\*Only students at the highest middle school grade level at this school and their parents were included.

## REPORT OF PRINCIPAL AND SCHOOL IMPROVEMENT COUNCIL

The Board of Directors of MLD Higher Learning Academy would like to congratulate its students, teachers, parents and staff on a very difficult but successful year! We would also like to thank the South Carolina Public Charter School District for working so diligently this year. We know that with the district's continued support MLD Higher Learning Academy will raise to the top.

MLD Higher Learning Academy is in compliance with the state charter school law and with our charter contract with the South Carolina Public Charter School District. The school graduated its first twelfth grade class this year. The school is operating financially sound and is continually renovating our new facility which we so proudly occupied this school term. MLD Higher Learning Academy will continue to be led by, Mr. Ennis Bryant, Sr. In addition, the school maintains an impressive list of teachers. Teachers and students worked hard all year. The students, led by our capable staff, have provided community outreach events in various ways, thus fulfilling the mission of our school.

We feel positive about the growth and development of our new school. We feel that we have successfully touched the lives of many of our students and parents.

MLD Higher Learning Academy is a community based charter school which will be serving K4 through 8th grade during the 2011-12 school term. Because MLD is a community-based school, its programs are tailored directly to the expressed needs of the community. MLD aims to provide education that is "holistic" and "experiential". We focus on presenting activities that keep children focused on their studies and fully engaged in their achievement. At MLD, children get an education that is "innovative" and "progressive." Our children deserve a free 21st century education and MLD Higher Learning Academy will provide just that: a quality education that will enable students to be highly competitive, successful members of a global society.

MLD Higher Learning Academy's mission is to work in partnership with parents, teachers and elders of the community to ensure an academically challenging, developmentally appropriate, experiential, holistic, child-centered education to all young people. We nurture a passion for learning that will last a lifetime as we challenge our students to discover their individual gifts, to honor their inner worth, to strive for excellence, to pursue respectful and ethical relationships among themselves and others, and to find their path in life. We will accomplish our goal by establishing academic excellence, providing a moral focus and obtaining parental involvement.

Thank you for having a successful seven years. We know that with your assistance, we will continue to have a positive impact on the educational scene in Lee County.

Elijah Dinkins, Board Chairman  
Benita Robinson, Executive Director  
Ennis Bryant, Principal

Comprehensive detail, including definitions of ratings, performance criteria, and explanations of status, is available on [www.ed.sc.gov](http://www.ed.sc.gov) and [www.eoc.sc.gov](http://www.eoc.sc.gov) as well as school and school district websites.

Printed versions are available from school districts upon request.

### Abbreviations Key

N/A Not Applicable N/AV Not Available N/C Not Collected N/R Not Reported I/S Insufficient Sample TBD To be determined

NI Newly Identified CSI Continuing School Improvement CA Corrective Action RP Plan to Restructure R Restructure DELAY School Improvement Status HOLD School Improvement Status