



SC Annual School Report Card Summary

LAKE CITY COLLEGE PREP ACADEMY
SC Public Charter School
Grades: K-9 **Enrollment: 217**
Principal: Dr. Deloris Brown
Superintendent: Dr. Wayne Brazell
Board Chair: Don McLaurin

PERFORMANCE

Comprehensive detail, including definitions of ratings, performance criteria, and explanations of status, is available on www.ed.sc.gov and www.eoc.sc.gov as well as school and school district websites. Printed versions are available from school districts upon request.

YEAR	ABSOLUTE RATING	GROWTH RATING	PALMETTO GOLD AND SILVER AWARD		AYP STATUS	NCLB IMPROVEMENT STATUS
			General Performance	Closing the Gap		
2011	At-Risk	At-Risk	TBD	TBD	Not Met	N/A
2010	N/A	N/A	N/A	N/A	N/A	N/A
2009	N/A	N/A	N/A	N/A	N/A	N/A

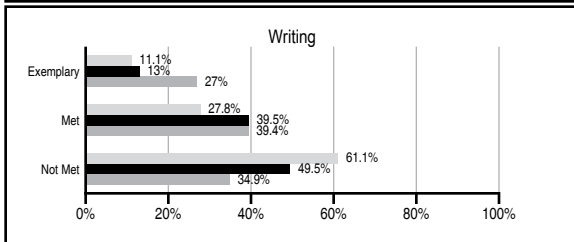
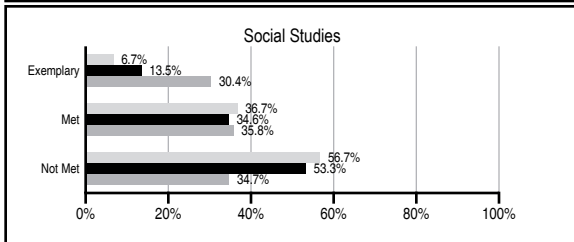
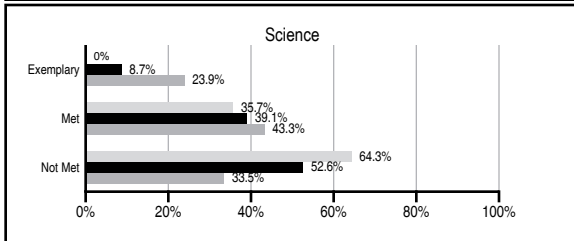
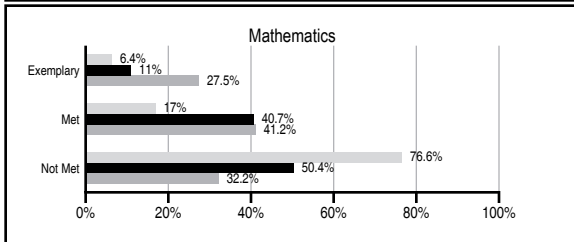
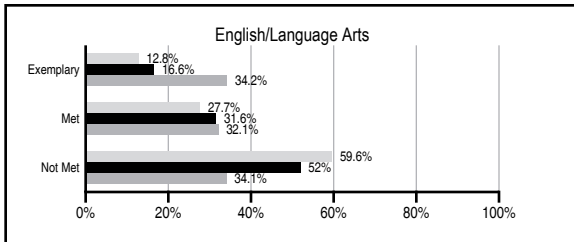
ABSOLUTE RATINGS OF MIDDLE SCHOOLS WITH STUDENTS LIKE OURS*

EXCELLENT	GOOD	AVERAGE	BELOW AVERAGE	AT-RISK
0	0	11	26	25

* Ratings are calculated with data available by 11/09/2011. Schools with Students Like Ours are Middle Schools with Poverty Indices of no more than 5% above or below the index for this school.

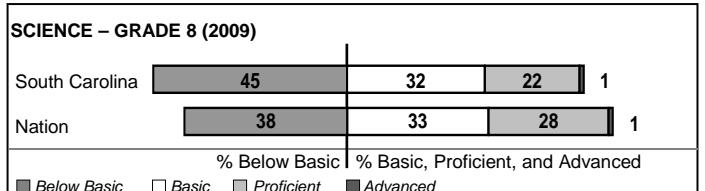
PASS PERFORMANCE

Our School
 Middle Schools with Students Like Ours
 Middle schools statewide



NAEP PERFORMANCE*

* Performance reported for SC and nation, data not available at school level. Percentages at NAEP Achievement Levels.



END OF COURSE TESTS - 2011

% of students scoring 70 or above on:	Our Middle School	Middle Schools with Students Like Ours
Algebra 1/Math for the Technologies 2	53.3	88.4
English 1	66.7	86.4
Biology 1/Applied Biology 2	N/A	22.7
Physical Science	20.0	16.8
US History and the Constitution	N/A	N/A
All Subjects	50.0	87.5

SC PERFORMANCE VISION

By 2020 all students will graduate with the knowledge and skills necessary to compete successfully in the global economy, participate in a democratic society and contribute positively as members of families and communities.

Abbreviations Key

N/A Not Applicable N/AV Not Available N/C Not Collected N/R Not Reported I/S Insufficient Sample TBD To be determined
 NI Newly Identified CSI Continuing School Improvement CA Corrective Action RP Plan to Restructure R Restructure DELAY School Improvement Status HOLD School Improvement Status

LAKE CITY COLLEGE PREP ACADEMY [SC Public

SCHOOL PROFILE

	Our School	Change from Last Year	Middle Schools with Students Like Ours	Median Middle School
Students (n=217)				
Students enrolled in high school credit courses (grades 7 & 8)	12.5%	N/R	13.3%	24.5%
Retention rate	0.0%	N/A	1.0%	0.7%
Attendance rate	92.7%	N/A	95.4%	95.9%
Served by gifted and talented program	0.0%	N/A	5.5%	17.8%
With disabilities other than speech	15.1%	N/A	11.2%	9.2%
Older than usual for grade	3.6%	N/A	3.3%	1.5%
Out-of-school suspensions or expulsions for violent and/or criminal offenses	0.0%	N/R	0.2%	0.4%
Annual dropout rate	N/A	N/A	0.0%	0.0%
Teachers (n=17)				
Teachers with advanced degrees	35.3%	N/A	59.5%	60.0%
Continuing contract teachers	35.3%	N/A	66.0%	82.6%
Teachers returning from previous year	N/A	N/A	77.3%	85.6%
Teacher attendance rate	95.8%	N/R	95.3%	95.3%
Average teacher salary*	\$30,000	I/S	\$44,040	\$46,300
Classes not taught by highly qualified teachers	100.0%	N/A	5.9%	1.2%
Professional development days/teacher	6.7 days	N/R	10.6 days	9.9 days
School				
Principal's years at school	1.0	N/R	3.0	4.0
Student-teacher ratio in core subjects	20.0 to 1	N/R	18.0 to 1	21.5 to 1
Prime instructional time	87.9%	N/R	89.1%	90.1%
Opportunities in the arts	Excellent	N/R	Good	Good
SACS accreditation	No	N/R	Yes	Yes
Parents attending conferences	100.0%	N/R	97.9%	98.1%
Character development program	Good	N/R	Good	Good
Dollars spent per pupil**	N/A	N/A	\$10,022	\$7,634
Percent of expenditures for instruction**	N/A	N/A	60.1%	64.0%
Percent of expenditures for teacher salaries**	N/A	N/A	55.8%	61.2%
% of AYP objectives met	38.5%		70.6%	80.5%

* Length of contract = 185+ days.

** Prior year audited financial data available.

EVALUATION RESULTS

	Teachers	Students*	Parents*
Number of surveys returned	0	10	15
Percent satisfied with learning environment	N/R	50.0%	100.0%
Percent satisfied with social and physical environment	N/R	70.0%	100.0%
Percent satisfied with school-home relations	N/R	I/S	100.0%

*Only students at the highest middle school grade level at this school and their parents were included.

REPORT OF PRINCIPAL AND SCHOOL IMPROVEMENT COUNCIL

Leo Bennett, Chair / Dean of Students We have completed one year and now we have a baseline to measure our efforts going forward. We have designed a comprehensive program for next school year. This program included bringing teams together including parents, community partners, students and teachers to improve our overall progress.

Dr. Deloris Brown, Principal All students attending our school will work collaboratively in teams this year along with their teachers, and student government to enhance our overall school spirit of excellence. Not only will students be involved in measuring their own growth, but we will also have parents involved; staff members, and community partners. This will occur as we look at data together using our newly formed Family University as a lab to launch a comprehensive plan for student achievement and high expectations as we strive for excellence for all students.

Comprehensive detail, including definitions of ratings, performance criteria, and explanations of status, is available on www.ed.sc.gov and www.eoc.sc.gov as well as school and school district websites.

Printed versions are available from school districts upon request.

Abbreviations Key

N/A Not Applicable N/AV Not Available N/C Not Collected N/R Not Reported I/S Insufficient Sample TBD To be determined

NI Newly Identified CSI Continuing School Improvement CA Corrective Action RP Plan to Restructure R Restructure DELAY School Improvement Status HOLD School Improvement Status