



# SC Annual School Report Card Summary

**SOUTH CAROLINA CALVERT ACADEMY**  
**SC Public Charter School**  
**Grades: K-8**      **Enrollment: 283**  
**Principal: Laura Blackmore**  
**Superintendent: Dr. Wayne Brazell**  
**Board Chair: Don McLaurin**

## PERFORMANCE

Comprehensive detail, including definitions of ratings, performance criteria, and explanations of status, is available on [www.ed.sc.gov](http://www.ed.sc.gov) and [www.eoc.sc.gov](http://www.eoc.sc.gov) as well as school and school district websites. Printed versions are available from school districts upon request.

YEAR	ABSOLUTE RATING	GROWTH RATING	PALMETTO GOLD AND SILVER AWARD		AYP STATUS	NCLB IMPROVEMENT STATUS
			General Performance	Closing the Gap		
2011	Below Average	Average	TBD	TBD	Not Met	N/A
2010	Below Average	Below Average	N/A	N/A	Not Met	N/A
2009	N/A	N/A	N/A	N/A	N/A	N/A

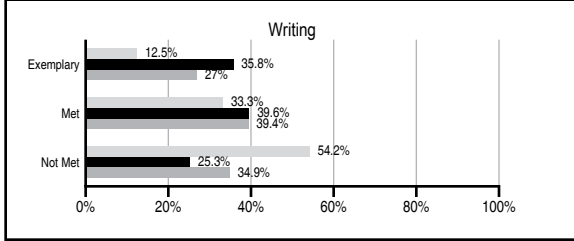
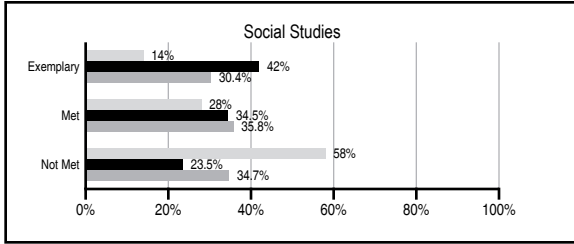
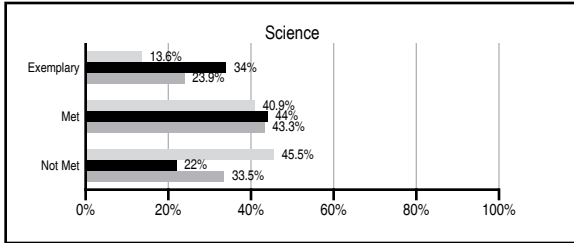
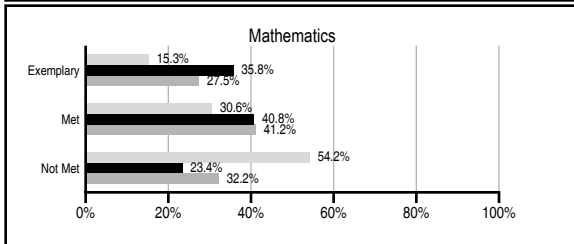
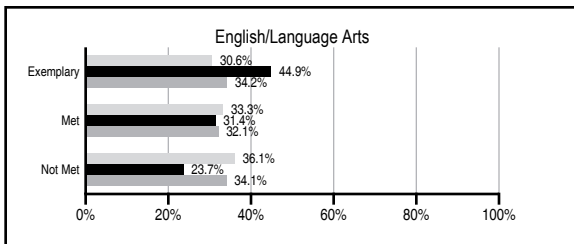
## ABSOLUTE RATINGS OF MIDDLE SCHOOLS WITH STUDENTS LIKE OURS\*

EXCELLENT	GOOD	AVERAGE	BELOW AVERAGE	AT-RISK
13	13	7	1	0

\* Ratings are calculated with data available by 11/09/2011. Schools with Students Like Ours are Middle Schools with Poverty Indices of no more than 5% above or below the index for this school.



## PASS PERFORMANCE

Our School     
  Middle Schools with Students Like Ours     
  Middle schools statewide



## NAEP PERFORMANCE\*

\* Performance reported for SC and nation, data not available at school level. Percentages at NAEP Achievement Levels.



## END OF COURSE TESTS - 2011

% of students scoring 70 or above on:	Our Middle School	Middle Schools with Students Like Ours
Algebra 1/Math for the Technologies 2	N/A	96.7
English 1	N/A	96.6
Biology 1/Applied Biology 2	N/A	94.8
Physical Science	N/A	35.2
US History and the Constitution	N/A	100
All Subjects	N/A	95.9

## SC PERFORMANCE VISION

*By 2020 all students will graduate with the knowledge and skills necessary to compete successfully in the global economy, participate in a democratic society and contribute positively as members of families and communities.*

### Abbreviations Key

N/A Not Applicable N/AV Not Available N/C Not Collected N/R Not Reported I/S Insufficient Sample TBD To be determined  
 NI Newly Identified CSI Continuing School Improvement CA Corrective Action RP Plan to Restructure R Restructure DELAY School Improvement Status HOLD School Improvement Status

# SOUTH CAROLINA CALVERT ACADEMY [SC Public

## SCHOOL PROFILE

	Our School	Change from Last Year	Middle Schools with Students Like Ours	Median Middle School
<b>Students (n=283)</b>				
Students enrolled in high school credit courses (grades 7 & 8)	0.0%	Down from 7.3%	34.2%	24.5%
Retention rate	0.4%	Up from 0.0%	0.4%	0.7%
Attendance rate	99.0%	Up from 96.9%	96.3%	95.9%
Served by gifted and talented program	0.0%	No Change	24.1%	17.8%
With disabilities other than speech	4.7%	Down from 6.9%	7.6%	9.2%
Older than usual for grade	4.3%	Up from 3.1%	0.9%	1.5%
Out-of-school suspensions or expulsions for violent and/or criminal offenses	0.0%	No Change	0.4%	0.4%
Annual dropout rate	0.0%	N/A	0.0%	0.0%
<b>Teachers (n=7)</b>				
Teachers with advanced degrees	42.9%	No Change	60.9%	60.0%
Continuing contract teachers	100.0%	Up from 14.3%	82.3%	82.6%
Teachers returning from previous year	N/A	N/A	89.6%	85.6%
Teacher attendance rate	98.5%	N/R	95.1%	95.3%
Average teacher salary*	\$43,127	N/A	\$47,342	\$46,300
Classes not taught by highly qualified teachers	9.8%	Down from 25.0%	1.0%	1.2%
Professional development days/teacher	10.0 days	Up from 2.0 days	9.9 days	9.9 days
<b>School</b>				
Principal's years at school	0.5	Down from 1.0	5.0	4.0
Student-teacher ratio in core subjects	25.1 to 1	Down from 27.6 to 1	23.4 to 1	21.5 to 1
Prime instructional time	97.4%	N/R	90.8%	90.1%
Opportunities in the arts	Poor	No Change	Excellent	Good
SACS accreditation	No	No Change	Yes	Yes
Parents attending conferences	100.0%	No Change	98.2%	98.1%
Character development program	Below Average	Down from Good	Good	Good
Dollars spent per pupil**	\$5,745	N/A	\$6,908	\$7,634
Percent of expenditures for instruction**	58.0%	N/A	65.7%	64.0%
Percent of expenditures for teacher salaries**	21.7%	N/A	63.9%	61.2%
% of AYP objectives met	27.3%	Down from 55.6%	85.7%	80.5%

\* Length of contract = 185+ days.

\*\* Prior year audited financial data available.

## EVALUATION RESULTS

	Teachers	Students*	Parents*
Number of surveys returned	7	53	30
Percent satisfied with learning environment	100.0%	86.3%	96.6%
Percent satisfied with social and physical environment	100.0%	88.1%	72.0%
Percent satisfied with school-home relations	100.0%	86.0%	90.0%

\*Only students at the highest middle school grade level at this school and their parents were included.

## REPORT OF PRINCIPAL AND SCHOOL IMPROVEMENT COUNCIL

South Carolina Calvert Academy is pleased to serve South Carolina families with K-8 students through our innovative virtual charter school. There are many reasons for educating children outside a traditional classroom. A virtual school provides a choice for parents who want to be more directly involved in their child's education. South Carolina Calvert Academy is designed for families seeking a flexible, personalized education for their children which is custom-tailored to their individual family needs.

The South Carolina Calvert Academy virtual learning community consists of highly-qualified teachers, parents, academic and technology support teams, school administrators, and, of course, students. This team is focused on the continued academic success of the child and empowering all students to reach their full academic potential.

The foundation of the South Carolina Calvert Academy is the world-renowned, accredited Calvert School program. Calvert's curriculum has been successfully used to educate over 600,000 students for more than a century.

South Carolina Calvert Academy begins its third and exciting year of operation and continues to grow and expand. In addition to academic successes, South Carolina Calvert Academy also touts a very distinguished, highly ranked robotics team. We anticipate the addition of other such clubs and organizations within the South Carolina Calvert Academy family for the upcoming school year.

Increasing test scores and participation continues to be one of our focuses, as South Carolina Calvert Academy helps the families, students, and South Carolina achieve academic excellence.

Laura Blackmore, Interim Administrator  
Pauline Sternick, Board Chair

Comprehensive detail, including definitions of ratings, performance criteria, and explanations of status, is available on [www.ed.sc.gov](http://www.ed.sc.gov) and [www.eoc.sc.gov](http://www.eoc.sc.gov) as well as school and school district websites.

Printed versions are available from school districts upon request.

### Abbreviations Key

N/A Not Applicable N/AV Not Available N/C Not Collected N/R Not Reported I/S Insufficient Sample TBD To be determined

NI Newly Identified CSI Continuing School Improvement CA Corrective Action RP Plan to Restructure R Restructure DELAY School Improvement Status HOLD School Improvement Status