



SC Annual School Report Card Summary

SC VIRTUAL CHARTER SCHOOL
 SC Public Charter School
 Grades: K-12 Enrollment: 2,907
 Principal: Dr. L Cherry Daniel
 Superintendent: Dr. Wayne Brazell
 Board Chair: Don McLaurin

PERFORMANCE

Comprehensive detail, including definitions of ratings, performance criteria, and explanations of status, is available on www.ed.sc.gov and www.eoc.sc.gov as well as school and school district websites. Printed versions are available from school districts upon request.

YEAR	ABSOLUTE RATING	GROWTH RATING	PALMETTO GOLD AND SILVER AWARD		AYP STATUS	NCLB IMPROVEMENT STATUS
			General Performance	Closing the Gap		
2011	Average	Average	TBD	TBD	Not Met	CSI
2010	Average	Below Average	N/A	N/A	Not Met	NI
2009	Average	At-Risk	N/A	N/A	Not Met	N/A

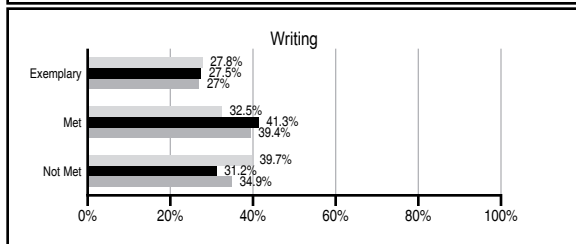
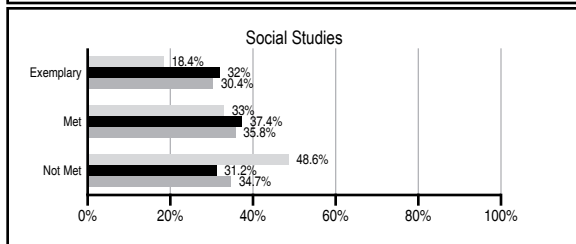
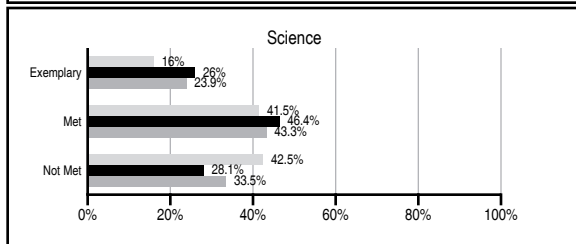
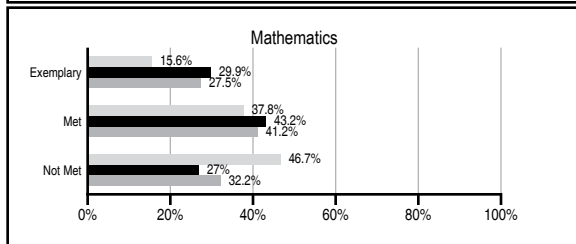
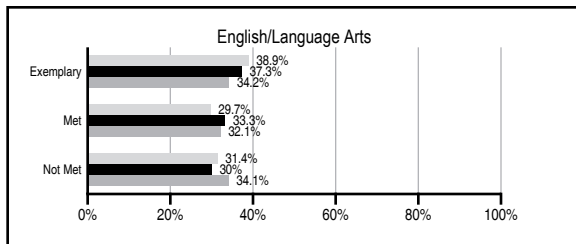
ABSOLUTE RATINGS OF MIDDLE SCHOOLS WITH STUDENTS LIKE OURS*

EXCELLENT	GOOD	AVERAGE	BELOW AVERAGE	AT-RISK
3	17	37	0	0

* Ratings are calculated with data available by 11/09/2011. Schools with Students Like Ours are Middle Schools with Poverty Indices of no more than 5% above or below the index for this school.

PASS PERFORMANCE

Our School Middle Schools with Students Like Ours Middle schools statewide



NAEP PERFORMANCE*

* Performance reported for SC and nation, data not available at school level. Percentages at NAEP Achievement Levels.



END OF COURSE TESTS - 2011

% of students scoring 70 or above on:	Our Middle School	Middle Schools with Students Like Ours
Algebra 1/Math for the Technologies 2	92.5	97.9
English 1	90.6	96.7
Biology 1/Applied Biology 2	N/A	86.3
Physical Science	100.0	82.0
US History and the Constitution	N/A	N/A
All Subjects	91.5	97.5

SC PERFORMANCE VISION

By 2020 all students will graduate with the knowledge and skills necessary to compete successfully in the global economy, participate in a democratic society and contribute positively as members of families and communities.

Abbreviations Key

N/A Not Applicable N/AV Not Available N/C Not Collected N/R Not Reported I/S Insufficient Sample TBD To be determined
 NI Newly Identified CSI Continuing School Improvement CA Corrective Action RP Plan to Restructure R Restructure DELAY School Improvement Status HOLD School Improvement Status

SC VIRTUAL CHARTER SCHOOL [SC Public Charter

SCHOOL PROFILE

	Our School	Change from Last Year	Middle Schools with Students Like Ours	Median Middle School
Students (n=2,907)				
Students enrolled in high school credit courses (grades 7 & 8)	45.9%	N/R	23.2%	24.5%
Retention rate	2.8%	Up from 1.2%	0.8%	0.7%
Attendance rate	99.6%	Up from 99.3%	95.6%	95.9%
Served by gifted and talented program	0.0%	No Change	20.3%	17.8%
With disabilities other than speech	6.5%	Up from 6.3%	10.1%	9.2%
Older than usual for grade	9.1%	Up from 8.9%	1.7%	1.5%
Out-of-school suspensions or expulsions for violent and/or criminal offenses	0.0%	No Change	0.4%	0.4%
Annual dropout rate	0.6%	Down from 7.3%	0.0%	0.0%
Teachers (n=63)				
Teachers with advanced degrees	71.4%	Up from 70.0%	61.0%	60.0%
Continuing contract teachers	90.5%	Up from 32.5%	87.1%	82.6%
Teachers returning from previous year	N/A	N/A	86.8%	85.6%
Teacher attendance rate	98.2%	N/R	94.8%	95.3%
Average teacher salary*	\$37,989	Down 2.4%	\$46,642	\$46,300
Classes not taught by highly qualified teachers	17.3%	Up from 10.9%	0.0%	1.2%
Professional development days/teacher	10.2 days	Up from 10.0 days	9.6 days	9.9 days
School				
Principal's years at school	3.0	Up from 2.0	4.0	4.0
Student-teacher ratio in core subjects	N/R	N/R	21.8 to 1	21.5 to 1
Prime instructional time	97.7%	N/R	89.8%	90.1%
Opportunities in the arts	Poor	No Change	Good	Good
SACS accreditation	No	No Change	Yes	Yes
Parents attending conferences	100.0%	No Change	98.0%	98.1%
Character development program	Average	No Change	Good	Good
Dollars spent per pupil**	\$4,715	Up 29.4%	\$7,483	\$7,634
Percent of expenditures for instruction**	94.0%	Up from 82.0%	64.5%	64.0%
Percent of expenditures for teacher salaries**	23.0%	Down from 36.6%	62.7%	61.2%
% of AYP objectives met	57.1%	Down from 81.0%	81.0%	80.5%

* Length of contract = 185+ days.

** Prior year audited financial data available.

EVALUATION RESULTS

	Teachers	Students*	Parents*
Number of surveys returned	N/A	N/A	N/A
Percent satisfied with learning environment	N/A	N/A	N/A
Percent satisfied with social and physical environment	N/A	N/A	N/A
Percent satisfied with school-home relations	N/A	N/A	N/A

*Only students at the highest middle school grade level at this school and their parents were included.

REPORT OF PRINCIPAL AND SCHOOL IMPROVEMENT COUNCIL

South Carolina Virtual Charter School (SCVCS) is a public virtual charter school serving students in grades K-12. SCVCS opened in 2008-2009 and has successfully completed its third year of operation. SCVCS offers a robust and challenging curriculum to K-12 students throughout the state. All courses meet state and national standards while providing a degree of flexibility to meet the individual student's learning style.

SCVCS provides online course and class work. All classes are taught online by fully-certified, highly-qualified, experienced educators. Approximately 3,000 students were enrolled with SCVCS in 2010-2011. Learning coaches, parents and students conference regularly via Elluminate, telephone calls, and K-Mail, our secure internal messaging system. Students are able to enjoy social outings, field trips and book buddies throughout the year.

Over 1,100 students were enrolled in SCVCS high school in 2010-2011. Courses are offered on a traditional year-long, 180 day schedule as well as a semester block schedule. Students are able to choose from a variety of foreign language, advanced placement and honors courses. The SCVCS Freshman Academy was fully implemented in 2010-2011. Graduation was held in June 2011, with thirty-nine seniors receiving diplomas. The class had over \$670,000 in scholarship offers, with two students being eligible for Palmetto Fellows.

All students participate in the state testing, taking PASS, HSAP and End of Course Assessment. SCVCS students have performed well on all state testing. PSAT is also offered to qualifying students.

More information about SCVCS can be obtained by contacting our school office.

Our focus is to provide a high quality educational opportunity to ensure the academic success of our young people.

L. Cherry Daniel, Head of School
Alison Miller, Chair, SCVCS Board

Comprehensive detail, including definitions of ratings, performance criteria, and explanations of status, is available on www.ed.sc.gov and www.eoc.sc.gov as well as school and school district websites.

Printed versions are available from school districts upon request.

Abbreviations Key

N/A Not Applicable N/AV Not Available N/C Not Collected N/R Not Reported I/S Insufficient Sample TBD To be determined

NI Newly Identified CSI Continuing School Improvement CA Corrective Action RP Plan to Restructure R Restructure DELAY School Improvement Status HOLD School Improvement Status