

SC Annual School Report Card Summary

CALHOUN FALLS CHARTER
SC Public Charter School
Grades: 6-12 Enrollment: 202
Principal: Deirdre McCullough
Superintendent: Dr. Wayne Brazell
Board Chair: Don McLaurin

PERFORMANCE

Comprehensive detail, including definitions of ratings, performance criteria, and explanations of status, is available on www.ed.sc.gov and www.eoc.sc.gov as well as school and school district websites. Printed versions are available from school districts upon request.

YEAR	ABSOLUTE RATING	GROWTH RATING	PALMETTO GOLD AND SILVER AWARD		AYP STATUS	NCLB IMPROVEMENT STATUS
			General Performance	Closing the Gap		
2011	Below Average	Below Average	TBD	TBD	Not Met	CSI
2010	Below Average	Below Average	N/A	N/A	Not Met	NI
2009	Below Average	At-Risk	N/A	N/A	Not Met	N/A

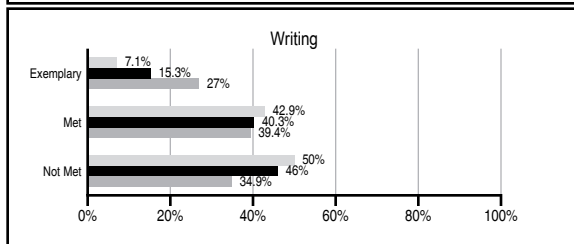
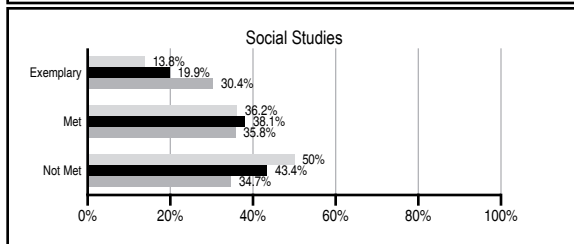
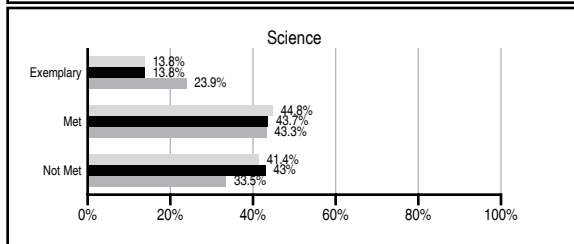
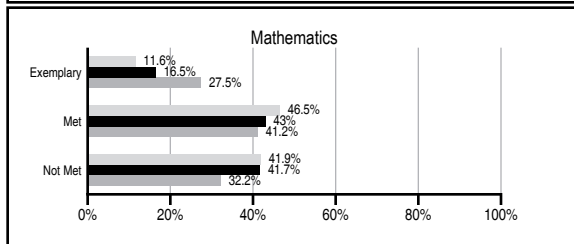
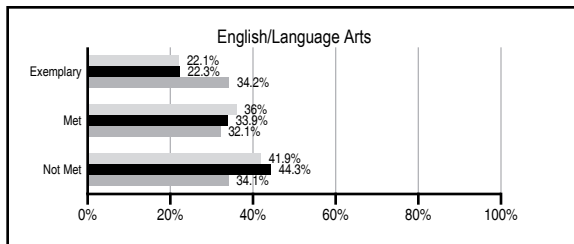
ABSOLUTE RATINGS OF MIDDLE SCHOOLS WITH STUDENTS LIKE OURS*

EXCELLENT	GOOD	AVERAGE	BELOW AVERAGE	AT-RISK
0	0	30	20	8

*Ratings are calculated with data available by 11/09/2011. Schools with Students Like Ours are Middle Schools with Poverty Indices of no more than 5% above or below the index for this school.

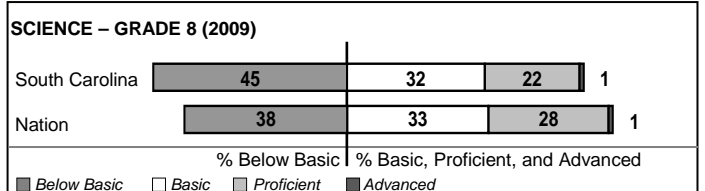


PASS PERFORMANCE

Our School
 Middle Schools with Students Like Ours
 Middle schools statewide



NAEP PERFORMANCE*

* Performance reported for SC and nation, data not available at school level. Percentages at NAEP Achievement Levels.



END OF COURSE TESTS - 2011

% of students scoring 70 or above on:	Our Middle School	Middle Schools with Students Like Ours
Algebra 1/Math for the Technologies 2	100.0	93.3
English 1	83.3	91.1
Biology 1/Applied Biology 2	N/A	31.0
Physical Science	N/A	36.2
US History and the Constitution	N/A	N/A
All Subjects	91.7	91.7

SC PERFORMANCE VISION

By 2020 all students will graduate with the knowledge and skills necessary to compete successfully in the global economy, participate in a democratic society and contribute positively as members of families and communities.

Abbreviations Key

N/A Not Applicable N/AV Not Available N/C Not Collected N/R Not Reported I/S Insufficient Sample TBD To be determined
 NI Newly Identified CSI Continuing School Improvement CA Corrective Action RP Plan to Restructure R Restructure DELAY School Improvement Status HOLD School Improvement Status

CALHOUN FALLS CHARTER [SC Public Charter School]

SCHOOL PROFILE

	Our School	Change from Last Year	Middle Schools with Students Like Ours	Median Middle School
Students (n=202)				
Students enrolled in high school credit courses (grades 7 & 8)	9.5%	Up from 9.4%	13.5%	24.5%
Retention rate	1.0%	Down from 1.4%	0.8%	0.7%
Attendance rate	95.8%	Up from 94.7%	95.7%	95.9%
Served by gifted and talented program	15.2%	Up from 0.0%	11.0%	17.8%
With disabilities other than speech	6.3%	Down from 9.7%	10.7%	9.2%
Older than usual for grade	4.7%	Down from 7.5%	2.6%	1.5%
Out-of-school suspensions or expulsions for violent and/or criminal offenses	1.5%	Up from 0.4%	0.5%	0.4%
Annual dropout rate	0.0%	No Change	0.0%	0.0%
Teachers (n=23)				
Teachers with advanced degrees	26.1%	Down from 31.8%	60.0%	60.0%
Continuing contract teachers	47.8%	Up from 9.1%	73.3%	82.6%
Teachers returning from previous year	N/A	N/A	82.6%	85.6%
Teacher attendance rate	99.5%	No Change	95.3%	95.3%
Average teacher salary*	\$34,115	Down 1.0%	\$44,818	\$46,300
Classes not taught by highly qualified teachers	20.0%	Up from 14.9%	2.2%	1.2%
Professional development days/teacher	11.2 days	Up from 9.1 days	11.1 days	9.9 days
School				
Principal's years at school	3.0	Up from 2.0	3.0	4.0
Student-teacher ratio in core subjects	21.4 to 1	Up from 20.9 to 1	20.0 to 1	21.5 to 1
Prime instructional time	94.4%	Up from 93.3%	90.3%	90.1%
Opportunities in the arts	Poor	No Change	Good	Good
SACS accreditation	Yes	Up from No	Yes	Yes
Parents attending conferences	100.0%	Up from 80.5%	97.0%	98.1%
Character development program	Below Average	Down from Average	Good	Good
Dollars spent per pupil**	\$5,539	Down 5.5%	\$8,692	\$7,634
Percent of expenditures for instruction**	98.0%	Up from 70.0%	62.9%	64.0%
Percent of expenditures for teacher salaries**	79.1%	Up from 56.4%	59.3%	61.2%
% of AYP objectives met	66.7%	Down from 94.1%	71.5%	80.5%

* Length of contract = 185+ days.

** Prior year audited financial data available.

REPORT OF PRINCIPAL AND SCHOOL IMPROVEMENT COUNCIL

In spite of being named the poorest funded school in America, the students of Calhoun Falls Charter School continue the pursuit of excellence in academics, athletics, and citizenship.

Dual enrollment courses are offered on the campus of CFCS in the areas of math, English, and health occupations, allowing students to earn up to 18 college credit hours.

Though many remedial and enrichment programs were dissolved due to insufficient funding, an interventionist was added to our faculty to assist at-risk students in the areas of behavior, academics, and attendance.

This year 21 seniors earned 86 hours of dual-enrollment credit and were awarded over \$250,000 collectively in scholarship money. For the second year, a CFCS student was named the South Carolina Public Charter School "Student of the Year." Students also exhibited excellence in athletics, earning individual and team awards. CFCS's football and boys' basketball teams played in the State 1-A Playoff series, and the school now boasts its first state track and field titleholder in the 800 meter run.

Along with academics and athletics, CFCS students continue to develop citizenship skills through the school's service learning program. Over 100 students logged 6,342 hours of volunteer service within the school, community, and surrounding areas. Student organizations such as the Beta Club and SGA sponsored several successful food drives for the town's food pantry, while other groups and individuals participated in fundraising events for Relay for Life and the March of Dimes.

At CFCS, we are proud of our accomplishments and excited about the future. With the continued support of parents and community, we will become the "School of Excellence" we all envision.

Principal Deirdre McCullough
SIC Chairperson, Karen Ashley
Evaluations

EVALUATION RESULTS

	Teachers	Students*	Parents*
Number of surveys returned	N/A	N/A	N/A
Percent satisfied with learning environment	N/A	N/A	N/A
Percent satisfied with social and physical environment	N/A	N/A	N/A
Percent satisfied with school-home relations	N/A	N/A	N/A

*Only students at the highest middle school grade level at this school and their parents were included.

Comprehensive detail, including definitions of ratings, performance criteria, and explanations of status, is available on www.ed.sc.gov and www.eoc.sc.gov as well as school and school district websites.

Printed versions are available from school districts upon request.

Abbreviations Key

N/A Not Applicable N/AV Not Available N/C Not Collected N/R Not Reported I/S Insufficient Sample TBD To be determined

NI Newly Identified CSI Continuing School Improvement CA Corrective Action RP Plan to Restructure R Restructure DELAY School Improvement Status HOLD School Improvement Status