



# SC Annual School Report Card Summary

**GOLD HILL MIDDLE**  
**Fort Mill**  
**Grades: 6-8** Enrollment: 806  
**Principal: Thomas L. Johnston**  
**Superintendent: Dr. James N. Epps, Jr**  
**Board Chair: Patrick White**

## PERFORMANCE

Comprehensive detail, including definitions of ratings, performance criteria, and explanations of status, is available on [www.ed.sc.gov](http://www.ed.sc.gov) and [www.eoc.sc.gov](http://www.eoc.sc.gov) as well as school and school district websites. Printed versions are available from school districts upon request.

YEAR	ABSOLUTE RATING	GROWTH RATING	PALMETTO GOLD AND SILVER AWARD		AYP STATUS	NCLB IMPROVEMENT STATUS
			General Performance	Closing the Gap		
2011	Excellent	Excellent	TBD	TBD	Not Met	N/A
2010	Excellent	Excellent	Gold	N/A	Not Met	N/A
2009	Excellent	Good	Gold	N/A	Not Met	N/A

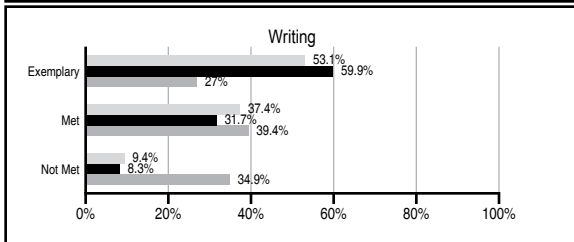
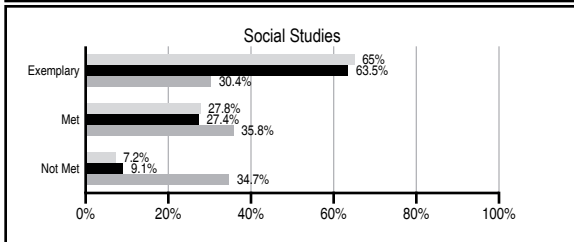
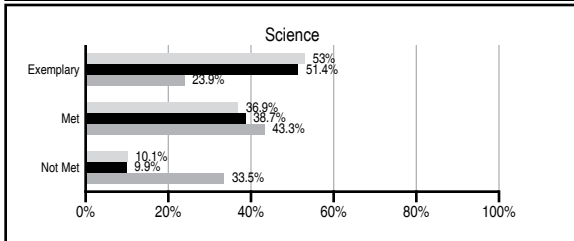
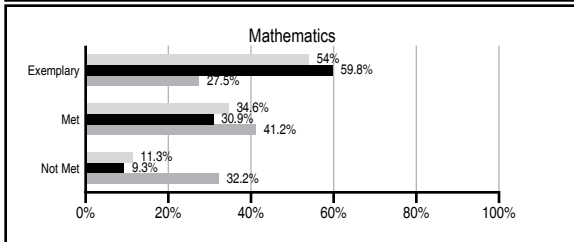
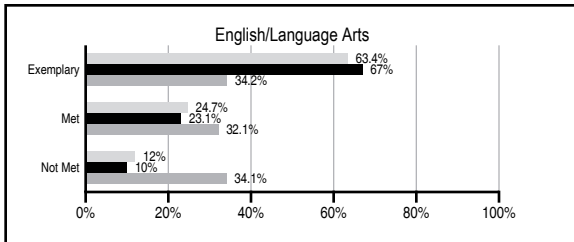
## ABSOLUTE RATINGS OF MIDDLE SCHOOLS WITH STUDENTS LIKE OURS\*

EXCELLENT	GOOD	AVERAGE	BELOW AVERAGE	AT-RISK
6	0	0	0	0

\* Ratings are calculated with data available by 11/09/2011. Schools with Students Like Ours are Middle Schools with Poverty Indices of no more than 5% above or below the index for this school.

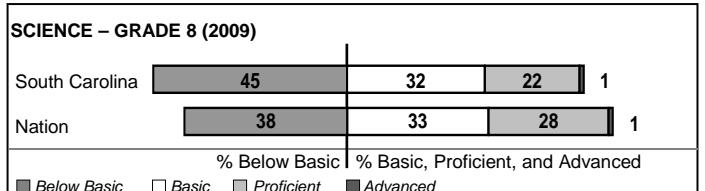
## PASS PERFORMANCE

Our School
  Middle Schools with Students Like Ours
  Middle schools statewide



## NAEP PERFORMANCE\*

\* Performance reported for SC and nation, data not available at school level. Percentages at NAEP Achievement Levels.



## END OF COURSE TESTS - 2011

% of students scoring 70 or above on:	Our Middle School	Middle Schools with Students Like Ours
Algebra 1/Math for the Technologies 2	100.0	99.6
English 1	100.0	100.0
Biology 1/Applied Biology 2	N/A	N/A
Physical Science	N/A	N/A
US History and the Constitution	N/A	N/A
All Subjects	100.0	99.7

## SC PERFORMANCE VISION

*By 2020 all students will graduate with the knowledge and skills necessary to compete successfully in the global economy, participate in a democratic society and contribute positively as members of families and communities.*

### Abbreviations Key

N/A Not Applicable N/AV Not Available N/C Not Collected N/R Not Reported I/S Insufficient Sample TBD To be determined  
 NI Newly Identified CSI Continuing School Improvement CA Corrective Action RP Plan to Restructure R Restructure DELAY School Improvement Status HOLD School Improvement Status

# GOLD HILL MIDDLE [Fort Mill]

## SCHOOL PROFILE

	Our School	Change from Last Year	Middle Schools with Students Like Ours	Median Middle School
<b>Students (n=806)</b>				
Students enrolled in high school credit courses (grades 7 & 8)	21.2%	Down from 23.4%	56.5%	24.5%
Retention rate	0.0%	No Change	0.2%	0.7%
Attendance rate	95.8%	Down from 96.0%	96.8%	95.9%
Served by gifted and talented program	42.8%	Up from 39.8%	46.1%	17.8%
With disabilities other than speech	7.2%	Down from 8.8%	2.7%	9.2%
Older than usual for grade	0.6%	Up from 0.5%	0.4%	1.5%
Out-of-school suspensions or expulsions for violent and/or criminal offenses	0.1%	Down from 0.8%	0.5%	0.4%
Annual dropout rate	0.0%	No Change	0.0%	0.0%
<b>Teachers (n=50)</b>				
Teachers with advanced degrees	58.0%	Up from 57.1%	60.9%	60.0%
Continuing contract teachers	88.0%	Down from 95.9%	86.4%	82.6%
Teachers returning from previous year	92.2%	Up from 91.5%	91.4%	85.6%
Teacher attendance rate	96.5%	Up from 92.5%	95.8%	95.3%
Average teacher salary*	\$50,541	Down 2.0%	\$48,281	\$46,300
Classes not taught by highly qualified teachers	0.0%	No Change	1.1%	1.2%
Professional development days/teacher	8.5 days	Up from 8.4 days	7.9 days	9.9 days
<b>School</b>				
Principal's years at school	5.5	Up from 4.5	2.5	4.0
Student-teacher ratio in core subjects	18.5 to 1	Down from 20.4 to 1	24.2 to 1	21.5 to 1
Prime instructional time	91.5%	Up from 87.6%	91.6%	90.1%
Opportunities in the arts	Excellent	No Change	Excellent	Good
SACS accreditation	Yes	No Change	Yes	Yes
Parents attending conferences	100.0%	No Change	100.0%	98.1%
Character development program	Excellent	No Change	Excellent	Good
Dollars spent per pupil**	\$6,244	Down 7.7%	\$6,509	\$7,634
Percent of expenditures for instruction**	69.8%	Up from 69.1%	66.4%	64.0%
Percent of expenditures for teacher salaries**	68.5%	Up from 65.7%	64.5%	61.2%
% of AYP objectives met	85.7%	Down from 95.2%	92.9%	80.5%

\* Length of contract = 185+ days.

\*\* Prior year audited financial data available.

## EVALUATION RESULTS

	Teachers	Students*	Parents*
Number of surveys returned	55	238	195
Percent satisfied with learning environment	90.9%	81.8%	91.0%
Percent satisfied with social and physical environment	92.7%	82.8%	91.5%
Percent satisfied with school-home relations	98.2%	89.4%	85.0%

\*Only students at the highest middle school grade level at this school and their parents were included.

## REPORT OF PRINCIPAL AND SCHOOL IMPROVEMENT COUNCIL

Gold Hill Middle School continued using the data ladder this year to improve instruction. Our school was challenged to improve three core areas: teacher/administrative quality, student achievement, and school climate. We implemented attendance incentives to improve faculty and staff attendance. We continued the use of "Homework Helpers" and "Working Lunches" to support achievement. Wednesdays continue to be utilized to enhance learning. Our student body logged over 200,000 minutes reading during D.E.A.R. and over 195,000 minutes in Academic Recovery. Our teachers continued to hold after school tutoring once a month on Wednesdays. GHMS continues to encourage the heart by recognizing students through Bulldog Pride awards, Honor Rolls, and PAWS awards. We have revamped our "Doggone Great Teacher" recognition/award to include all faculty and staff with nominations made by everyone for the "Doggone Great Bulldog!" Our eighth graders attended a fine arts performance, "Hairspray." Seventh grade students visited Camp Thunderbird and attended a Charlotte Knights utilizing their math skills. Our sixth graders visited Riverbanks Zoo as an extension of their studies on animals and plants. Our wonderful PTA continues to focus on providing each grade level with funds to enhance our curriculum. GHMS PTA provided funds from our magazine sales to purchase multimedia software and to renew our Study Island license which helps prepare our students for PASS. We continued our Advisory program combining the use of the "Words of Wisdom" and "LionsQuest Skills for Adolescence" curricula. These programs focus on making positive decisions, resisting peer pressure, and building relationships with others. Our students took 1st, 2nd, and 3rd place in Earth Day activities at the Greenway. Four students placed at the state level in the science fair. Our Mock Trial team was one of ten schools chosen to compete at the state level where we finished 4th. Three members of our Math Counts team represented our region at the state competition. Our art and band students continue to shine with outstanding performances and participation in various events. Service learning was evident as GHMS students donated over 2000lbs of food to our Care Center, raised over \$600 for Hoops for Heart, and earned statewide recognition as a leading fundraising school for the Leukemia and Lymphoma Society. Our 8th grade students participated in NAEP testing again this year. We identified over 53 Junior Scholars via the Duke TIP Program, and our 8th grade students achieved a 100% passing rate on the English 1 and Algebra 1 End-of-Course tests. This year, GHMS sponsored its first Talent Show and participated in its first Science Olympiad with students winning several events. Finally, our students had great success in our district spelling bee and geography bee. As always, failure is not an option at Gold Hill Middle School.

Laura Lewis, Chair of School Improvement Council  
Thomas L. Johnston, Principal

Comprehensive detail, including definitions of ratings, performance criteria, and explanations of status, is available on [www.ed.sc.gov](http://www.ed.sc.gov) and [www.eoc.sc.gov](http://www.eoc.sc.gov) as well as school and school district websites.

Printed versions are available from school districts upon request.

### Abbreviations Key

N/A Not Applicable N/AV Not Available N/C Not Collected N/R Not Reported I/S Insufficient Sample TBD To be determined

NI Newly Identified CSI Continuing School Improvement CA Corrective Action RP Plan to Restructure R Restructure DELAY School Improvement Status HOLD School Improvement Status