



SC Annual School Report Card Summary

RAWLINSON ROAD MIDDLE
York 3

Grades: 6-8

Enrollment: 722

Principal: Jean R. Dickson

Superintendent: Lynn P. Moody

Board Chair: Bob Norwood

PERFORMANCE

Comprehensive detail, including definitions of ratings, performance criteria, and explanations of status, is available on www.ed.sc.gov and www.eoc.sc.gov as well as school and school district websites. Printed versions are available from school districts upon request.

YEAR	ABSOLUTE RATING	GROWTH RATING	PALMETTO GOLD AND SILVER AWARD		AYP STATUS	NCLB IMPROVEMENT STATUS
			General Performance	Closing the Gap		
2011	Good	Good	TBD	TBD	Not Met	N/A
2010	Good	Good	Silver	N/A	Met	N/A
2009	Good	Average	N/A	N/A	Not Met	N/A

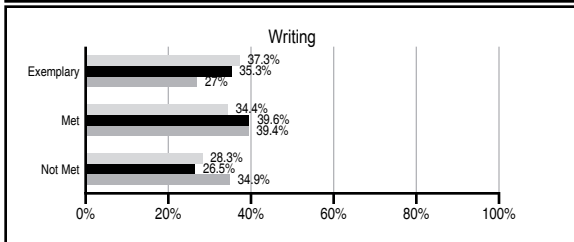
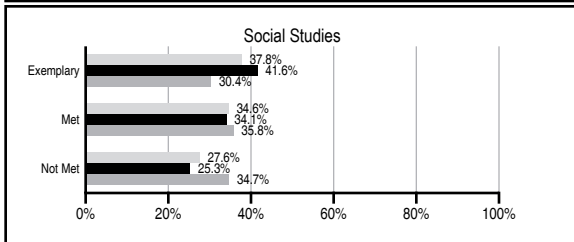
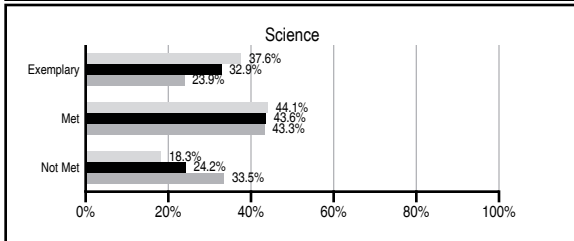
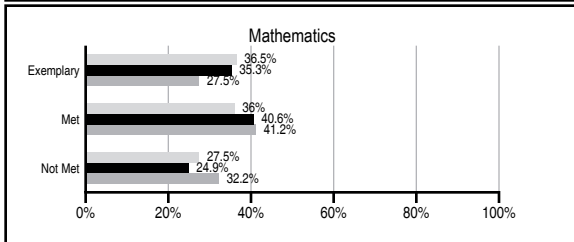
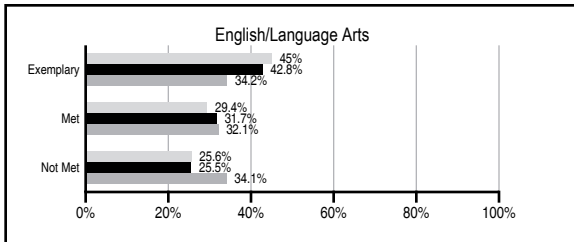
ABSOLUTE RATINGS OF MIDDLE SCHOOLS WITH STUDENTS LIKE OURS*

EXCELLENT	GOOD	AVERAGE	BELOW AVERAGE	AT-RISK
11	22	7	1	1

* Ratings are calculated with data available by 11/09/2011. Schools with Students Like Ours are Middle Schools with Poverty Indices of no more than 5% above or below the index for this school.

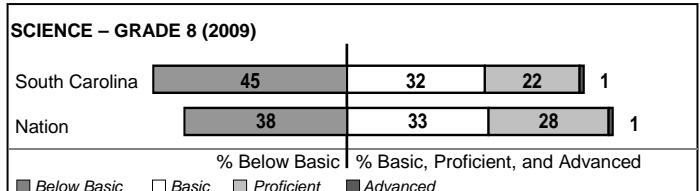


PASS PERFORMANCE

Our School
 Middle Schools with Students Like Ours
 Middle schools statewide



NAEP PERFORMANCE*

* Performance reported for SC and nation, data not available at school level. Percentages at NAEP Achievement Levels.



END OF COURSE TESTS - 2011

% of students scoring 70 or above on:	Our Middle School	Middle Schools with Students Like Ours
Algebra 1/Math for the Technologies 2	100.0	97.4
English 1	93.6	95.0
Biology 1/Applied Biology 2	N/A	94.8
Physical Science	N/A	19.1
US History and the Constitution	N/A	100
All Subjects	96.7	94.8

SC PERFORMANCE VISION

By 2020 all students will graduate with the knowledge and skills necessary to compete successfully in the global economy, participate in a democratic society and contribute positively as members of families and communities.

Abbreviations Key

N/A Not Applicable N/AV Not Available N/C Not Collected N/R Not Reported I/S Insufficient Sample TBD To be determined

NI Newly Identified CSI Continuing School Improvement CA Corrective Action RP Plan to Restructure R Restructure DELAY School Improvement Status HOLD School Improvement Status

RAWLINSON ROAD MIDDLE [York 3]

SCHOOL PROFILE

	Our School	Change from Last Year	Middle Schools with Students Like Ours	Median Middle School
Students (n=722)				
Students enrolled in high school credit courses (grades 7 & 8)	31.3%	Down from 34.1%	31.2%	24.5%
Retention rate	0.4%	Down from 0.7%	0.5%	0.7%
Attendance rate	96.8%	No Change	96.2%	95.9%
Served by gifted and talented program	26.7%	Down from 26.8%	24.4%	17.8%
With disabilities other than speech	14.9%	Down from 16.5%	8.1%	9.2%
Older than usual for grade	0.8%	Down from 1.3%	1.0%	1.5%
Out-of-school suspensions or expulsions for violent and/or criminal offenses	0.3%	Down from 0.4%	0.5%	0.4%
Annual dropout rate	0.0%	No Change	0.0%	0.0%
Teachers (n=46)				
Teachers with advanced degrees	60.9%	Up from 58.5%	59.8%	60.0%
Continuing contract teachers	89.1%	Up from 77.4%	82.3%	82.6%
Teachers returning from previous year	88.2%	Down from 90.4%	87.7%	85.6%
Teacher attendance rate	96.3%	Down from 96.4%	95.4%	95.3%
Average teacher salary*	\$47,285	Down 5.8%	\$46,794	\$46,300
Classes not taught by highly qualified teachers	1.1%	Up from 0.7%	1.3%	1.2%
Professional development days/teacher	7.7 days	Up from 7.5 days	10.0 days	9.9 days
School				
Principal's years at school	5.0	Up from 4.0	5.0	4.0
Student-teacher ratio in core subjects	16.9 to 1	Up from 11.7 to 1	23.4 to 1	21.5 to 1
Prime instructional time	92.5%	Down from 92.6%	90.3%	90.1%
Opportunities in the arts	Excellent	No Change	Excellent	Good
SACS accreditation	Yes	No Change	Yes	Yes
Parents attending conferences	85.1%	Down from 85.2%	99.2%	98.1%
Character development program	Good	No Change	Good	Good
Dollars spent per pupil**	\$8,216	Up 6.5%	\$6,969	\$7,634
Percent of expenditures for instruction**	62.0%	Down from 63.6%	64.8%	64.0%
Percent of expenditures for teacher salaries**	61.0%	Down from 61.5%	62.9%	61.2%
% of AYP objectives met	71.4%	Down from 100.0%	85.3%	80.5%

* Length of contract = 185+ days.

** Prior year audited financial data available.

EVALUATION RESULTS

	Teachers	Students*	Parents*
Number of surveys returned	40	212	92
Percent satisfied with learning environment	97.5%	71.2%	87.9%
Percent satisfied with social and physical environment	97.5%	80.9%	86.8%
Percent satisfied with school-home relations	85.0%	79.0%	76.9%

*Only students at the highest middle school grade level at this school and their parents were included.

REPORT OF PRINCIPAL AND SCHOOL IMPROVEMENT COUNCIL

Report of Principal and School Improvement Council

Rawlinson Road Middle School (RRMS) continues to be committed to ensuring the development of the unique potential of each student. Our goal is to develop our students as lifelong learners through a comprehensive and challenging education program that embraces engaging, meaningful practices. Our team structure of the core academics creates small learning communities for our students. Our exceptional fine arts and athletic programs continue to provide opportunities for our students to showcase their intelligence and skills in all areas.

Our school continues to address our achievement gap goals developed through our participation in the Making Middle Grades Work initiative and our School Improvement Plans. Our faculty is involved in continuous professional development to ensure that our students are engaged in their instruction. This year, teachers continued to create common assessments, using the data results to drive classroom instruction. We created a data room with students' assessment data, specifically MAP, PASS and course performance, to provide our teachers with this information in a visual manner. Collaborative planning for instruction both at the team level and grade level continuously takes place to maximize student learning. Our enrichment period allows our students to receive academic support based upon MAP testing results, data that identifies and addresses the academic needs of our students. During that time, we also are challenging our identified Gifted and Talented population with engaging activities geared toward students' areas of strengths.

Response to Intervention strategies at RRMS include use of Compass Learning, a re-teach and re-take policy, Lunch and Learn, and the use of Incompletes for performance at less than the mastery level. Our after-school Homework Club allows students to work on homework assignments with the aid of a certified teacher two days a week. Our 6th and 7th graders participated in peer tutoring during lunch and before school. In addition, we added the Success Program, sponsored by the Optimist Club, in all grades along with our established mentoring programs in seventh and eighth grades to help students over the most difficult times. We will begin our Watch Dog Dads program in the fall of 2011. Teachers continue to train on technology to enrich our instructional program. RRMS achieved AYP status in 2010 by meeting all 21 AYP objectives. We were also awarded the Palmetto Silver Award for making substantial gains in closing our achievement gap.

RRMS students, staff and community participated in service learning and charity projects this year. Our school raised over \$1000 for Multiple Sclerosis. We also participated in our district's Back the Pack food drive, Christmas charities, and Special Olympics, to name a few. Our SIC and PTO continue to support our efforts at RRMS through volunteer hours and fundraising, ensuring that our school meets the needs of our students, teachers, and community.

Jean Dickson, Principal/Cathy Villaret, SIC Chair

Comprehensive detail, including definitions of ratings, performance criteria, and explanations of status, is available on www.ed.sc.gov and www.eoc.sc.gov as well as school and school district websites.

Printed versions are available from school districts upon request.

Abbreviations Key

N/A Not Applicable N/AV Not Available N/C Not Collected N/R Not Reported I/S Insufficient Sample TBD To be determined
NI Newly Identified CSI Continuing School Improvement CA Corrective Action RP Plan to Restructure R Restructure DELAY School Improvement Status HOLD School Improvement Status