



SC Annual School Report Card Summary

YORK MIDDLE
York 1
Grades: 7-8 Enrollment: 787
Principal: Louveta Dicks
Superintendent: Dr Vernon Prosser
Board Chair: Shirley Harris

PERFORMANCE

Comprehensive detail, including definitions of ratings, performance criteria, and explanations of status, is available on www.ed.sc.gov and www.eoc.sc.gov as well as school and school district websites. Printed versions are available from school districts upon request.

YEAR	ABSOLUTE RATING	GROWTH RATING	PALMETTO GOLD AND SILVER AWARD		AYP STATUS	NCLB IMPROVEMENT STATUS
			General Performance	Closing the Gap		
2011	Average	Average	TBD	TBD	Not Met	N/A
2010	Average	Average	N/A	N/A	Not Met	N/A
2009	Average	Below Average	N/A	N/A	Not Met	N/A

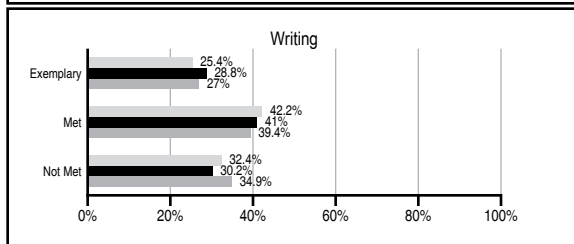
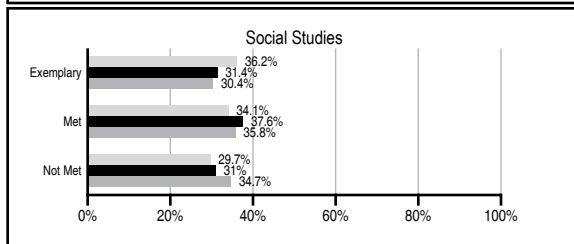
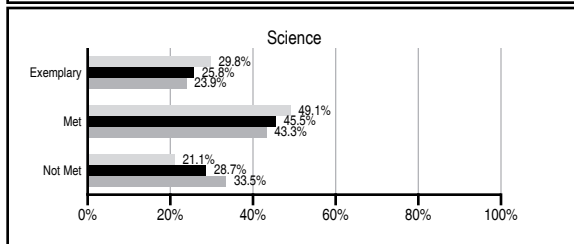
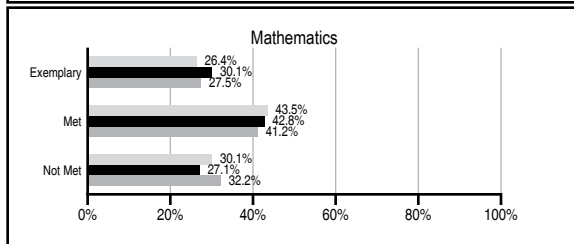
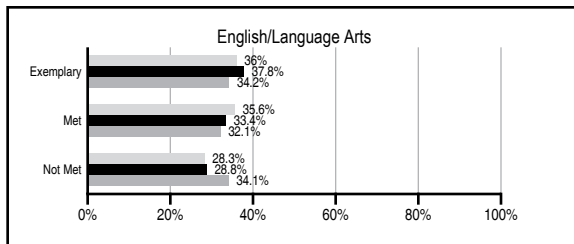
ABSOLUTE RATINGS OF MIDDLE SCHOOLS WITH STUDENTS LIKE OURS*

EXCELLENT	GOOD	AVERAGE	BELOW AVERAGE	AT-RISK
3	13	34	0	0

*Ratings are calculated with data available by 11/09/2011. Schools with Students Like Ours are Middle Schools with Poverty Indices of no more than 5% above or below the index for this school.

PASS PERFORMANCE

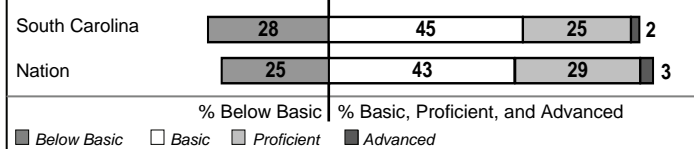
Our School
 Middle Schools with Students Like Ours
 Middle schools statewide



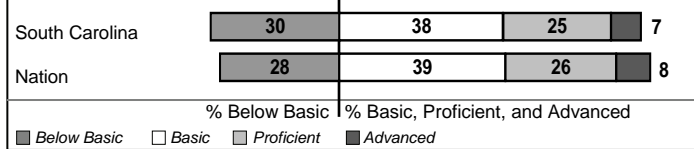
NAEP PERFORMANCE*

* Performance reported for SC and nation, data not available at school level. Percentages at NAEP Achievement Levels.

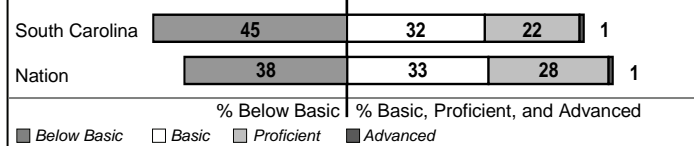
READING – GRADE 8 (2011)



MATH – GRADE 8 (2011)



SCIENCE – GRADE 8 (2009)



END OF COURSE TESTS - 2011

% of students scoring 70 or above on:	Our Middle School	Middle Schools with Students Like Ours
Algebra 1/Math for the Technologies 2	98.8	97.6
English 1	93.8	93.9
Biology 1/Applied Biology 2	N/A	N/A
Physical Science	N/A	65.7
US History and the Constitution	N/A	N/A
All Subjects	96.3	97.0

SC PERFORMANCE VISION

By 2020 all students will graduate with the knowledge and skills necessary to compete successfully in the global economy, participate in a democratic society and contribute positively as members of families and communities.

Abbreviations Key

N/A Not Applicable N/AV Not Available N/C Not Collected N/R Not Reported I/S Insufficient Sample TBD To be determined
 NI Newly Identified CSI Continuing School Improvement CA Corrective Action RP Plan to Restructure R Restructure DELAY School Improvement Status HOLD School Improvement Status

YORK MIDDLE [York 1]

SCHOOL PROFILE

	Our School	Change from Last Year	Middle Schools with Students Like Ours	Median Middle School
Students (n=787)				
Students enrolled in high school credit courses (grades 7 & 8)	14.0%	Down from 45.9%	30.8%	24.5%
Retention rate	0.0%	Down from 1.6%	0.7%	0.7%
Attendance rate	95.6%	Down from 95.8%	96.0%	95.9%
Served by gifted and talented program	24.2%	Up from 18.8%	20.5%	17.8%
With disabilities other than speech	10.5%	Down from 15.1%	9.4%	9.2%
Older than usual for grade	1.8%	Down from 8.7%	1.3%	1.5%
Out-of-school suspensions or expulsions for violent and/or criminal offenses	1.1%	Up from 0.0%	0.6%	0.4%
Annual dropout rate	0.8%	Up from 0.2%	0.0%	0.0%
Teachers (n=57)				
Teachers with advanced degrees	59.6%	Down from 61.5%	61.6%	60.0%
Continuing contract teachers	87.7%	Up from 84.6%	86.1%	82.6%
Teachers returning from previous year	73.4%	Down from 84.5%	87.2%	85.6%
Teacher attendance rate	95.7%	No Change	95.3%	95.3%
Average teacher salary*	\$46,642	Down 3.4%	\$46,897	\$46,300
Classes not taught by highly qualified teachers	2.3%	Up from 0.0%	0.0%	1.2%
Professional development days/teacher	7.8 days	Up from 6.8 days	9.6 days	9.9 days
School				
Principal's years at school	5.0	Up from 4.0	4.0	4.0
Student-teacher ratio in core subjects	20.9 to 1	Down from 21.8 to 1	22.7 to 1	21.5 to 1
Prime instructional time	89.8%	Down from 90.7%	90.1%	90.1%
Opportunities in the arts	Good	No Change	Good	Good
SACS accreditation	Yes	No Change	Yes	Yes
Parents attending conferences	100.0%	Up from 98.1%	99.3%	98.1%
Character development program	Good	Up from Average	Good	Good
Dollars spent per pupil**	\$6,694	Down 3.6%	\$7,382	\$7,634
Percent of expenditures for instruction**	69.4%	Up from 69.2%	64.4%	64.0%
Percent of expenditures for teacher salaries**	68.1%	Up from 65.8%	62.2%	61.2%
% of AYP objectives met	95.2%	Up from 90.5%	80.5%	80.5%

* Length of contract = 185+ days.

** Prior year audited financial data available.

EVALUATION RESULTS

	Teachers	Students*	Parents*
Number of surveys returned	39	343	110
Percent satisfied with learning environment	74.4%	81.9%	86.2%
Percent satisfied with social and physical environment	76.9%	81.0%	77.6%
Percent satisfied with school-home relations	74.4%	90.1%	74.8%

*Only students at the highest middle school grade level at this school and their parents were included.

REPORT OF PRINCIPAL AND SCHOOL IMPROVEMENT COUNCIL

York Middle School embarked upon a year of exciting and successful first steps toward our vision of Building the foundation for tomorrow by sparking potential and inspiring success. The experienced and competent YMS faculty and staff continued the implementation of the Making Middle Grades Work framework and received encouraging feedback from the Technical Review Team members related to instructional practices and progress toward goal attainment. Teachers reviewed and utilized data to make sound instructional decisions to promote optimal learning allowing each child to reach his or her full potential. The use of ever-changing technology, the promotion of literacy across the curriculum, and the use of student-achievement data to drive instructional and curricular decisions directly correlate to our district goals and several belief statements.

York Middle School is committed to providing our students a diverse and innovative education. Consequently our teachers increased their expertise in such concepts as AlgeBridge, Technology based instruction and Common Assessment Designs. High expectations and academic excellence are constantly emphasized as we meet another of our goals of "Extra time and Extra help."

Our belief that education is a cooperative effort between the schools and the community has resulted in us becoming a NetSCOPE Partner School with Winthrop University. Through the NetSCOPE grant, the Cougars R.O.A.R. Character Education Program, and the use of mentors to provide academic and social support for the students, York Middle School is focused on the belief that a safe, orderly and nurturing environment is essential for learning.

Some of the more notable accomplishments from this year include: two students were state finalists in the Greatest Grandparents of SC Essay Contest, students placed 1st, 2nd, and 3rd in the National Career Development Poster and Poetry Contest, two students earned chairs in the York County Middle School Honor Band, four students participated in the SC Region 3 Honor Band, the Student Council raised and donated \$300 to PATH, the Quiz Team received three plaques and 22 ribbons after winning three out of four matches at the OEC Academic Arts Festival, 64 7th grade students qualified for the Duke TIP program, two students qualified for recognition in the Duke University Talent Search Program and one achieved state recognition, eight students qualified for the Academy for Summer Studies, and 30 8th graders qualified as Junior Scholars. An active PTO and Parent Volunteer Group and a supportive School Improvement Council were assets for the success of this new school. A sense of Cougar Pride permeates through the efforts of all students and faculty.

The 2010 – 2011 students, parents, faculty and community have laid the foundation for York Middle School to Build a strong foundation for tomorrow's leaders by sparking potential and inspiring success!
Louvetta Dicks, Principal
Austin Dawkins, School Improvement Council Chairperson

Comprehensive detail, including definitions of ratings, performance criteria, and explanations of status, is available on www.ed.sc.gov and www.eoc.sc.gov as well as school and school district websites.

Printed versions are available from school districts upon request.

Abbreviations Key

N/A Not Applicable N/AV Not Available N/C Not Collected N/R Not Reported I/S Insufficient Sample TBD To be determined

NI Newly Identified CSI Continuing School Improvement CA Corrective Action RP Plan to Restructure R Restructure DELAY School Improvement Status HOLD School Improvement Status