



SC Annual School Report Card Summary

HEMINGWAY MIDDLE
Williamsburg
Grades: 6-8 Enrollment: 290
Principal: Erica A. Barcus
Superintendent: Dr. Yvonne Jefferson-Barnes
Board Chair: Mr. Kent Evans

PERFORMANCE

Comprehensive detail, including definitions of ratings, performance criteria, and explanations of status, is available on www.ed.sc.gov and www.eoc.sc.gov as well as school and school district websites. Printed versions are available from school districts upon request.

YEAR	ABSOLUTE RATING	GROWTH RATING	PALMETTO GOLD AND SILVER AWARD		AYP STATUS	NCLB IMPROVEMENT STATUS
			General Performance	Closing the Gap		
2011	Below Average	Below Average	TBD	TBD	Not Met	N/A
2010	N/A	N/A	N/A	N/A	N/A	N/A
2009	N/A	N/A	N/A	N/A	N/A	N/A

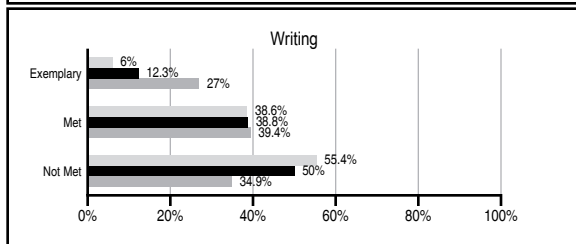
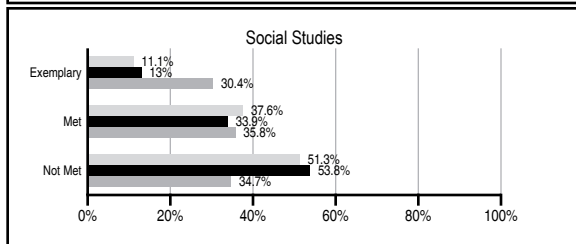
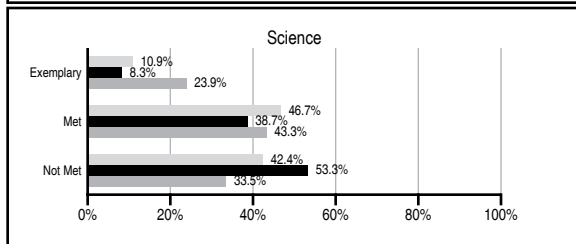
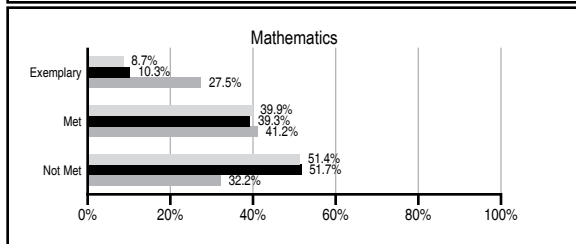
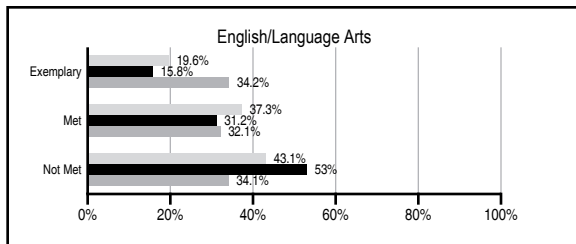
ABSOLUTE RATINGS OF MIDDLE SCHOOLS WITH STUDENTS LIKE OURS*

EXCELLENT	GOOD	AVERAGE	BELOW AVERAGE	AT-RISK
0	0	7	22	24

* Ratings are calculated with data available by 11/09/2011. Schools with Students Like Ours are Middle Schools with Poverty Indices of no more than 5% above or below the index for this school.

PASS PERFORMANCE

Our School Middle Schools with Students Like Ours Middle schools statewide



NAEP PERFORMANCE*

* Performance reported for SC and nation, data not available at school level. Percentages at NAEP Achievement Levels.



END OF COURSE TESTS - 2011

% of students scoring 70 or above on:	Our Middle School	Middle Schools with Students Like Ours
Algebra 1/Math for the Technologies 2	65.2	88.3
English 1	87.0	86.2
Biology 1/Applied Biology 2	N/A	22.7
Physical Science	N/A	16.8
US History and the Constitution	N/A	N/A
All Subjects	76.1	87.3

SC PERFORMANCE VISION

By 2020 all students will graduate with the knowledge and skills necessary to compete successfully in the global economy, participate in a democratic society and contribute positively as members of families and communities.

Abbreviations Key

N/A Not Applicable N/AV Not Available N/C Not Collected N/R Not Reported I/S Insufficient Sample TBD To be determined
 NI Newly Identified CSI Continuing School Improvement CA Corrective Action RP Plan to Restructure R Restructure DELAY School Improvement Status HOLD School Improvement Status

HEMINGWAY MIDDLE [Williamsburg]

SCHOOL PROFILE

	Our School	Change from Last Year	Middle Schools with Students Like Ours	Median Middle School
Students (n=290)				
Students enrolled in high school credit courses (grades 7 & 8)	12.4%	N/R	13.6%	24.5%
Retention rate	0.0%	N/A	1.0%	0.7%
Attendance rate	95.4%	N/A	95.4%	95.9%
Served by gifted and talented program	12.2%	N/A	5.4%	17.8%
With disabilities other than speech	11.6%	N/A	11.2%	9.2%
Older than usual for grade	4.1%	N/A	3.6%	1.5%
Out-of-school suspensions or expulsions for violent and/or criminal offenses	0.0%	N/R	0.2%	0.4%
Annual dropout rate	N/A	N/A	0.0%	0.0%
Teachers (n=17)				
Teachers with advanced degrees	70.6%	N/A	59.5%	60.0%
Continuing contract teachers	64.7%	N/A	69.0%	82.6%
Teachers returning from previous year	N/A	N/A	76.4%	85.6%
Teacher attendance rate	93.1%	N/R	95.4%	95.3%
Average teacher salary*	\$45,156	I/S	\$44,040	\$46,300
Classes not taught by highly qualified teachers	21.8%	N/A	6.1%	1.2%
Professional development days/teacher	11.5 days	N/R	10.2 days	9.9 days
School				
Principal's years at school	1.0	N/R	3.0	4.0
Student-teacher ratio in core subjects	22.6 to 1	N/R	17.9 to 1	21.5 to 1
Prime instructional time	87.5%	N/R	89.2%	90.1%
Opportunities in the arts	Fair	N/R	Good	Good
SACS accreditation	Yes	N/R	Yes	Yes
Parents attending conferences	83.8%	N/R	97.9%	98.1%
Character development program	Average	N/R	Good	Good
Dollars spent per pupil**	N/A	N/A	\$10,504	\$7,634
Percent of expenditures for instruction**	N/A	N/A	59.8%	64.0%
Percent of expenditures for teacher salaries**	N/A	N/A	55.7%	61.2%
% of AYP objectives met	60.0%		69.2%	80.5%

* Length of contract = 185+ days.

** Prior year audited financial data available.

REPORT OF PRINCIPAL AND SCHOOL IMPROVEMENT COUNCIL

With the start of the 2010-2011 year, a new school was introduced to the Williamsburg County School District. Hemingway Middle School Annex, located in Hemingway, South Carolina, serves students in grades sixth through eighth. Our motto is "Academic Excellence Is Our Ultimate Goal." During this transition, the faculty, staff, and students continued to strive for academic excellence, our ultimate goal.

Hemingway Middle School Annex offers high-quality education for all of the students with highly qualified teachers. Qualifying students can enroll in high school credit classes, including English 1, Algebra 1 and Keyboarding. The state end-of-course results for 2010 showed that our students in English 1 had a 100 % passage rate.

Outside of the classroom, our students participate in a number of organizations, clubs, and sports, including Student Council, Academic Challenge, Beta Club, Science Club, and Math Club. Our B-team football, B-team girls' basketball, and B-team boys' basketball all won their respective season championships during the 2010-2011 school year.

The faculty and staff of Hemingway Middle School Annex are proud of the accomplishments of our students. We are appreciative for the support and partnerships with parents, community members, local businesses, and the school board.

Erica A. Barcus
Principal

EVALUATION RESULTS

	Teachers	Students*	Parents*
Number of surveys returned	11	75	12
Percent satisfied with learning environment	81.8%	71.2%	70.0%
Percent satisfied with social and physical environment	100.0%	73.3%	63.6%
Percent satisfied with school-home relations	90.0%	84.0%	70.0%

*Only students at the highest middle school grade level at this school and their parents were included.

Comprehensive detail, including definitions of ratings, performance criteria, and explanations of status, is available on www.ed.sc.gov and www.eoc.sc.gov as well as school and school district websites.

Printed versions are available from school districts upon request.

Abbreviations Key

N/A Not Applicable N/AV Not Available N/C Not Collected N/R Not Reported I/S Insufficient Sample TBD To be determined

NI Newly Identified CSI Continuing School Improvement CA Corrective Action RP Plan to Restructure R Restructure DELAY School Improvement Status HOLD School Improvement Status