



SC Annual School Report Card Summary

C E MURRAY HIGH
Williamsburg
Grades: 7-12 Enrollment: 445
Principal: Janice M. Gamble
Superintendent: Dr. Yvonne Jefferson-Barnes
Board Chair: Mr. Kent Evans

PERFORMANCE

Comprehensive detail, including definitions of ratings, performance criteria, and explanations of status, is available on www.ed.sc.gov and www.eoc.sc.gov as well as school and school district websites. Printed versions are available from school districts upon request.

YEAR	ABSOLUTE RATING	GROWTH RATING	PALMETTO GOLD AND SILVER AWARD		AYP STATUS	NCLB IMPROVEMENT STATUS
			General Performance	Closing the Gap		
2011	Below Average	Average	TBD	TBD	Not Met	CSI
2010	Below Average	At-Risk	N/A	N/A	Not Met	NI
2009	Below Average	Average	N/A	N/A	Not Met	N/A

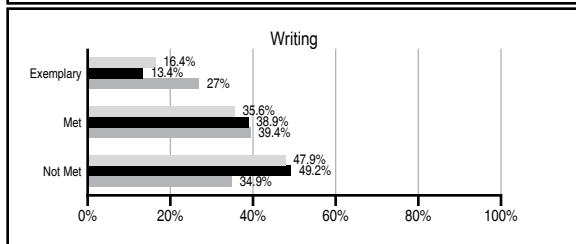
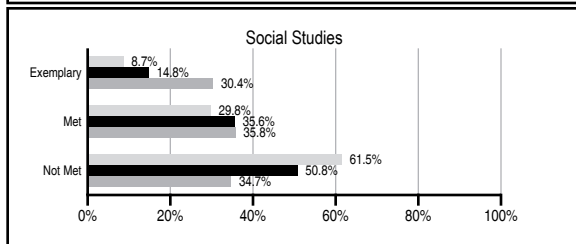
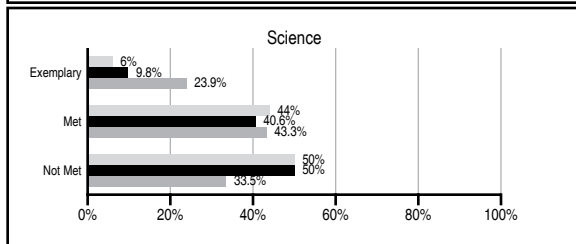
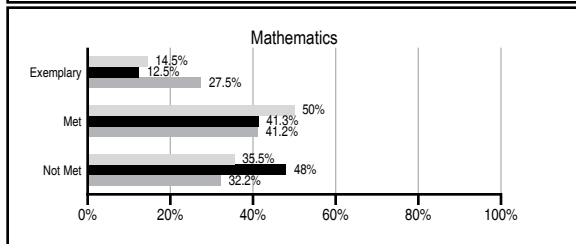
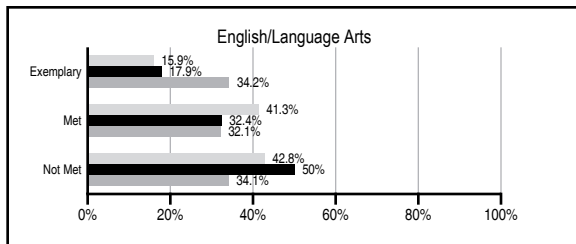
ABSOLUTE RATINGS OF MIDDLE SCHOOLS WITH STUDENTS LIKE OURS*

EXCELLENT	GOOD	AVERAGE	BELOW AVERAGE	AT-RISK
0	0	18	29	21

* Ratings are calculated with data available by 11/09/2011. Schools with Students Like Ours are Middle Schools with Poverty Indices of no more than 5% above or below the index for this school.

PASS PERFORMANCE

Our School
 Middle Schools with Students Like Ours
 Middle schools statewide



NAEP PERFORMANCE*

* Performance reported for SC and nation, data not available at school level. Percentages at NAEP Achievement Levels.



END OF COURSE TESTS - 2011

% of students scoring 70 or above on:	Our Middle School	Middle Schools with Students Like Ours
Algebra 1/Math for the Technologies 2	95.2	89.4
English 1	100.0	87.7
Biology 1/Applied Biology 2	N/A	36.8
Physical Science	N/A	13.4
US History and the Constitution	N/A	N/A
All Subjects	97.4	88.6

SC PERFORMANCE VISION

By 2020 all students will graduate with the knowledge and skills necessary to compete successfully in the global economy, participate in a democratic society and contribute positively as members of families and communities.

Abbreviations Key

N/A Not Applicable N/AV Not Available N/C Not Collected N/R Not Reported I/S Insufficient Sample TBD To be determined
 NI Newly Identified CSI Continuing School Improvement CA Corrective Action RP Plan to Restructure R Restructure DELAY School Improvement Status HOLD School Improvement Status

C E MURRAY HIGH [Williamsburg]

SCHOOL PROFILE

	Our School	Change from Last Year	Middle Schools with Students Like Ours	Median Middle School
Students (n=445)				
Students enrolled in high school credit courses (grades 7 & 8)	59.4%	Up from 48.5%	13.9%	24.5%
Retention rate	0.2%	Down from 0.6%	1.0%	0.7%
Attendance rate	96.8%	Down from 97.0%	95.4%	95.9%
Served by gifted and talented program	11.9%	Down from 13.9%	6.8%	17.8%
With disabilities other than speech	14.7%	Down from 17.2%	11.2%	9.2%
Older than usual for grade	10.1%	Down from 13.8%	3.0%	1.5%
Out-of-school suspensions or expulsions for violent and/or criminal offenses	0.0%	Down from 0.6%	0.3%	0.4%
Annual dropout rate	0.0%	No Change	0.0%	0.0%
Teachers (n=32)				
Teachers with advanced degrees	65.6%	Up from 64.7%	59.5%	60.0%
Continuing contract teachers	65.6%	Up from 58.8%	69.8%	82.6%
Teachers returning from previous year	84.3%	Down from 85.4%	79.0%	85.6%
Teacher attendance rate	91.7%	Down from 95.2%	95.3%	95.3%
Average teacher salary*	\$42,079	Up 3.0%	\$44,122	\$46,300
Classes not taught by highly qualified teachers	24.5%	Down from 38.1%	5.1%	1.2%
Professional development days/teacher	10.1 days	Down from 10.9 days	10.6 days	9.9 days
School				
Principal's years at school	1.0	Down from 3.0	3.0	4.0
Student-teacher ratio in core subjects	22.7 to 1	Up from 22.3 to 1	18.9 to 1	21.5 to 1
Prime instructional time	88.2%	Down from 91.5%	89.6%	90.1%
Opportunities in the arts	Good	No Change	Good	Good
SACS accreditation	Yes	No Change	Yes	Yes
Parents attending conferences	78.0%	Down from 81.0%	97.5%	98.1%
Character development program	Excellent	Up from Good	Good	Good
Dollars spent per pupil**	\$8,043	Down 12.4%	\$9,951	\$7,634
Percent of expenditures for instruction**	65.1%	Up from 62.2%	60.4%	64.0%
Percent of expenditures for teacher salaries**	59.1%	Up from 55.9%	55.9%	61.2%
% of AYP objectives met	46.2%	Down from 92.3%	70.6%	80.5%

* Length of contract = 185+ days.

** Prior year audited financial data available.

EVALUATION RESULTS

	Teachers	Students*	Parents*
Number of surveys returned	N/A	N/A	N/A
Percent satisfied with learning environment	N/A	N/A	N/A
Percent satisfied with social and physical environment	N/A	N/A	N/A
Percent satisfied with school-home relations	N/A	N/A	N/A

*Only students at the highest middle school grade level at this school and their parents were included.

REPORT OF PRINCIPAL AND SCHOOL IMPROVEMENT COUNCIL

C.E. Murray High School, built in 1954, in the small rural community of Greeleyville, is located in Williamsburg County. The school has a long standing history of academic, athletic and cultural excellence. C.E. Murray High School staff members are highly qualified caring individuals that provide a safe, clean, and academically enriched environment for our children. The school's primary goal is to ensure that all students who graduate are college and career ready. We have fully implemented the High Schools That Work and Making Middle Grades Work comprehensive academic programs. C.E. Murray is accredited by AdvanceED and offers twelve career clusters and twenty-six majors within those career clusters. C.E. Murray High School was one of nineteen South Carolina schools recognized as a bronze school in the nation and has been recognized as a state Palmetto award winner for both student performance and closing the achievement gap. Numerous extra-curricular activities to assist in the social development of our students and hone their leadership skills are provided. Our accomplishments for the 2010-2011 school year include: ensured that all staff members participated in meaningful professional development sessions such as, the use of data, to enhance student achievement; provided incentives for student achievement; provided career shadowing and transition opportunities for all students; afford students the opportunity to graduate on time by offering virtual school and credit recovery courses along with counseling; facilitated sessions through the GEAR-UP program for all seniors to enroll in college; and provided productive after school tutoring sessions based on state academic standards for all students. C.E. Murray High School students received recognition in the following areas: regional and state athletic awards in cheerleading, golf, basketball, track and football; regional and state awards in the area of Career and Technology Education; and competed successfully in various band competitions taking five first place awards. In addition, the 2011 graduating class received in excess of \$968,912.00 in scholarships. We will continue to foster parental and community support to meet our continuous school improvement efforts by hosting numerous events such as: Family Institute, monthly PTSA and SICA meetings, IGP conferences, Career and Health Fairs, and monthly parenting programs on topics requested by parents such as Bullying and How to Have Successful Parenting Conferences. Although student achievement and motivation, along with building meaningful productive parental and community relationships, remain challenges for the school, we are making progress in the area of student achievement and will continue to focus on involving our parents and community members in our efforts to provide meaningful and appropriate educational experiences that will maximize the full potential of all students and prepare them to be responsible citizens and lifelong learners in this global society. We are grateful that the faculty, staff and community are supporting our students and providing encouragement for their continuous success in today's world.

Janice Murray Gamble, Ed.D, Principal
Mrs. Orthello Joseph, SICA

Comprehensive detail, including definitions of ratings, performance criteria, and explanations of status, is available on www.ed.sc.gov and www.eoc.sc.gov as well as school and school district websites.

Printed versions are available from school districts upon request.

Abbreviations Key

N/A Not Applicable N/AV Not Available N/C Not Collected N/R Not Reported I/S Insufficient Sample TBD To be determined

NI Newly Identified CSI Continuing School Improvement CA Corrective Action RP Plan to Restructure R Restructure DELAY School Improvement Status HOLD School Improvement Status