



SC Annual School Report Card Summary

KINGSTREE JUNIOR HIGH
Williamsburg
Grades: 6-8 Enrollment: 516
Principal: Valeria Brown
Superintendent: Dr. Yvonne Jefferson-Barnes
Board Chair: Mr. Kent Evans

PERFORMANCE

Comprehensive detail, including definitions of ratings, performance criteria, and explanations of status, is available on www.ed.sc.gov and www.eoc.sc.gov as well as school and school district websites. Printed versions are available from school districts upon request.

YEAR	ABSOLUTE RATING	GROWTH RATING	PALMETTO GOLD AND SILVER AWARD		AYP STATUS	NCLB IMPROVEMENT STATUS
			General Performance	Closing the Gap		
2011	Below Average	At-Risk	TBD	TBD	Not Met	R
2010	Below Average	Average	N/A	N/A	Not Met	R
2009	Below Average	Below Average	N/A	N/A	Not Met	R

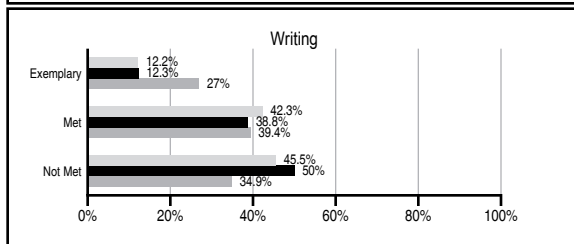
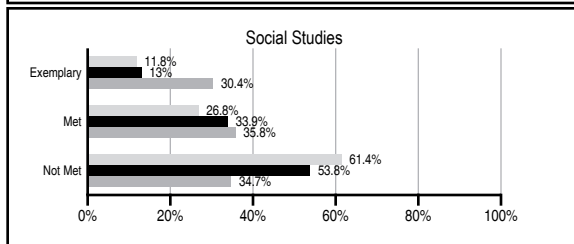
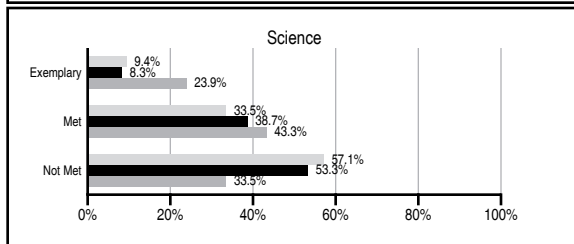
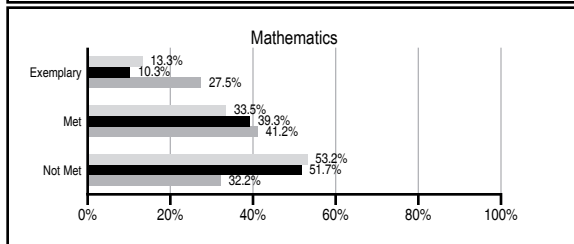
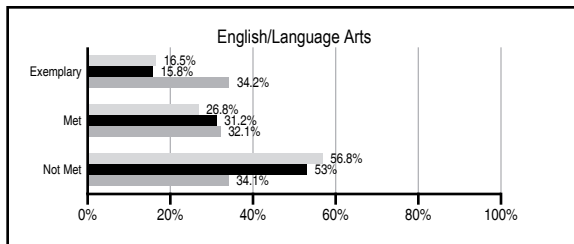
ABSOLUTE RATINGS OF MIDDLE SCHOOLS WITH STUDENTS LIKE OURS*

EXCELLENT	GOOD	AVERAGE	BELOW AVERAGE	AT-RISK
0	0	7	22	24

* Ratings are calculated with data available by 11/09/2011. Schools with Students Like Ours are Middle Schools with Poverty Indices of no more than 5% above or below the index for this school.

PASS PERFORMANCE

Our School
 Middle Schools with Students Like Ours
 Middle schools statewide



NAEP PERFORMANCE*

* Performance reported for SC and nation, data not available at school level. Percentages at NAEP Achievement Levels.



END OF COURSE TESTS - 2011

% of students scoring 70 or above on:	Our Middle School	Middle Schools with Students Like Ours
Algebra 1/Math for the Technologies 2	100.0	88.3
English 1	100.0	86.2
Biology 1/Applied Biology 2	N/A	22.7
Physical Science	N/A	16.8
US History and the Constitution	N/A	N/A
All Subjects	100.0	87.3

SC PERFORMANCE VISION

By 2020 all students will graduate with the knowledge and skills necessary to compete successfully in the global economy, participate in a democratic society and contribute positively as members of families and communities.

Abbreviations Key

N/A Not Applicable N/AV Not Available N/C Not Collected N/R Not Reported I/S Insufficient Sample TBD To be determined
 NI Newly Identified CSI Continuing School Improvement CA Corrective Action RP Plan to Restructure R Restructure DELAY School Improvement Status HOLD School Improvement Status

KINGSTREE JUNIOR HIGH [Williamsburg]

SCHOOL PROFILE

	Our School	Change from Last Year	Middle Schools with Students Like Ours	Median Middle School
Students (n=516)				
Students enrolled in high school credit courses (grades 7 & 8)	44.9%	Up from 32.9%	13.6%	24.5%
Retention rate	2.2%	Up from 0.0%	1.0%	0.7%
Attendance rate	94.8%	Down from 95.4%	95.4%	95.9%
Served by gifted and talented program	14.9%	Down from 19.8%	5.4%	17.8%
With disabilities other than speech	15.9%	Down from 21.8%	11.2%	9.2%
Older than usual for grade	4.8%	Down from 5.7%	3.6%	1.5%
Out-of-school suspensions or expulsions for violent and/or criminal offenses	0.0%	No Change	0.2%	0.4%
Annual dropout rate	0.0%	No Change	0.0%	0.0%
Teachers (n=31)				
Teachers with advanced degrees	64.5%	Up from 54.5%	59.5%	60.0%
Continuing contract teachers	48.4%	Up from 45.5%	69.0%	82.6%
Teachers returning from previous year	70.1%	Down from 70.3%	76.4%	85.6%
Teacher attendance rate	94.8%	Up from 92.3%	95.4%	95.3%
Average teacher salary*	\$43,084	Up 3.7%	\$44,040	\$46,300
Classes not taught by highly qualified teachers	0.0%	Down from 14.2%	6.1%	1.2%
Professional development days/teacher	12.9 days	Down from 13.6 days	10.2 days	9.9 days
School				
Principal's years at school	2.0	Up from 1.0	3.0	4.0
Student-teacher ratio in core subjects	28.9 to 1	Up from 19.4 to 1	17.9 to 1	21.5 to 1
Prime instructional time	88.9%	Up from 86.5%	89.2%	90.1%
Opportunities in the arts	Good	No Change	Good	Good
SACS accreditation	Yes	No Change	Yes	Yes
Parents attending conferences	83.1%	Down from 100.0%	97.9%	98.1%
Character development program	Good	No Change	Good	Good
Dollars spent per pupil**	\$9,237	Down 1.0%	\$10,504	\$7,634
Percent of expenditures for instruction**	60.1%	Down from 68.4%	59.8%	64.0%
Percent of expenditures for teacher salaries**	54.5%	Down from 63.9%	55.7%	61.2%
% of AYP objectives met	52.9%	Down from 88.2%	69.2%	80.5%

* Length of contract = 185+ days.

** Prior year audited financial data available.

EVALUATION RESULTS

	Teachers	Students*	Parents*
Number of surveys returned	28	136	89
Percent satisfied with learning environment	82.1%	84.3%	82.6%
Percent satisfied with social and physical environment	88.9%	75.9%	77.9%
Percent satisfied with school-home relations	71.4%	80.6%	84.9%

*Only students at the highest middle school grade level at this school and their parents were included.

REPORT OF PRINCIPAL AND SCHOOL IMPROVEMENT COUNCIL

The mission of Kingstree Junior High School is to inspire and educate students, and our motto is "Excellence without Excuses." The 2010-11 school year has been an exciting and successful year as we implemented a School Improvement Grant and a 21st Century Learning Center Grant which allowed us to move forward towards academic excellence. In addition to the grants, the school has operated under the Middle School Concept to better meet the needs of the early adolescents.

Many strategies have been used this year to better meet the needs of the individual students. Students were scheduled in pods and teachers were assigned for each pod. Teachers met weekly in Team Focus Meetings to discuss data, instructional strategies, behavior issues, and other concerns that would effect the success of their students. Several intervention programs have been implemented to address the needs of students at-risk and the special education population. Professional development was provided for these programs as well as the use of direct instruction techniques school-wide. To increase students' reading proficiency, a thirty minute block of self-selected reading was scheduled four days a week with the fifth day used as a time for Advisor-Advisee sessions. The self-selected reading time was monitored using the Accelerated Reader program and incentives were given to students for earning points. Qualifying students can enroll in high school credit classes: English I, Algebra I and Keyboarding. The state end-of-course results for 2010 show that our students in English I and Algebra I have a 100% passing rate.

Kingstree Junior High strives to provide opportunities for students that will assist them in becoming well-rounded citizens. Instruction is provided in band, chorus, general music, show choir and art. Our school hosted the All County Superintendent's Art Gallery and All County Concert where a KJH student won the visual arts category for the district. Two students were selected to attend the Governor's School of the Arts and Humanities. One student was chosen to attend the Governor's School Middle School to College Program. The KJH Show Choir performs at various functions throughout the county and state during the year. The Gentlemen's Club and the Ladies' Club continue to focus on community service and character building for selected students. Other clubs and opportunities include: The Academic Challenge Team, Junior Beta Club, Student Council, Library Club, and Family Night Activities

As we continue to assist our students to achieve success, Kingstree Junior High is thankful for the support and partnerships with parents, other community members, local businesses, the school board and the dedicated School Improvement Council members.

Valeria Brown, Principal

Comprehensive detail, including definitions of ratings, performance criteria, and explanations of status, is available on www.ed.sc.gov and www.eoc.sc.gov as well as school and school district websites.

Printed versions are available from school districts upon request.

Abbreviations Key

N/A Not Applicable N/AV Not Available N/C Not Collected N/R Not Reported I/S Insufficient Sample TBD To be determined
NI Newly Identified CSI Continuing School Improvement CA Corrective Action RP Plan to Restructure R Restructure DELAY School Improvement Status HOLD School Improvement Status