



# SC Annual School Report Card Summary

**SIMS MIDDLE Union**  
**Grades: 6-8** Enrollment: 812  
**Principal: Mickey Connolly**  
**Superintendent: Dr. Kristi V. Woodall**  
**Board Chair: Ms. Jane H. Hammett**

## PERFORMANCE

Comprehensive detail, including definitions of ratings, performance criteria, and explanations of status, is available on [www.ed.sc.gov](http://www.ed.sc.gov) and [www.eoc.sc.gov](http://www.eoc.sc.gov) as well as school and school district websites. Printed versions are available from school districts upon request.

YEAR	ABSOLUTE RATING	GROWTH RATING	PALMETTO GOLD AND SILVER AWARD		AYP STATUS	NCLB IMPROVEMENT STATUS
			General Performance	Closing the Gap		
2011	Average	Average	TBD	TBD	Not Met	N/A
2010	Average	Average	N/A	N/A	Not Met	N/A
2009	Average	Average	N/A	N/A	Not Met	N/A

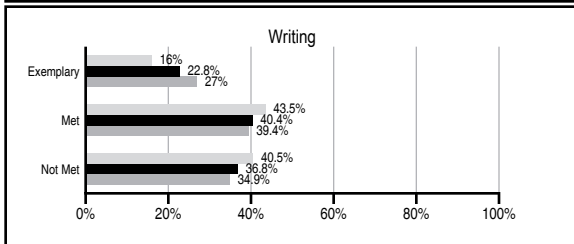
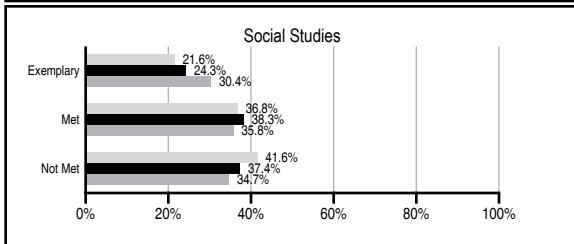
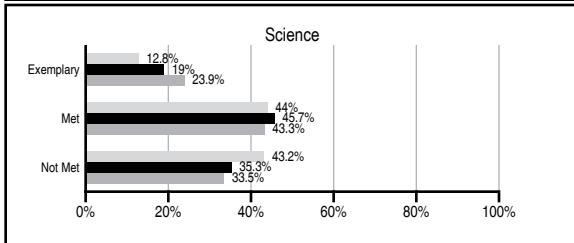
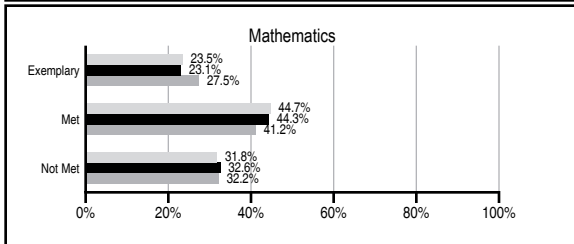
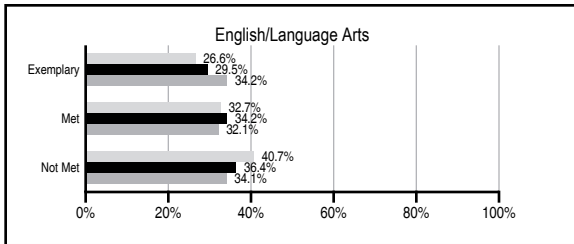
## ABSOLUTE RATINGS OF MIDDLE SCHOOLS WITH STUDENTS LIKE OURS\*

EXCELLENT	GOOD	AVERAGE	BELOW AVERAGE	AT-RISK
1	2	43	6	0

\* Ratings are calculated with data available by 11/09/2011. Schools with Students Like Ours are Middle Schools with Poverty Indices of no more than 5% above or below the index for this school.

## PASS PERFORMANCE

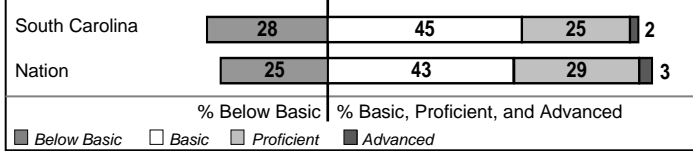
Our School Middle Schools with Students Like Ours Middle schools statewide



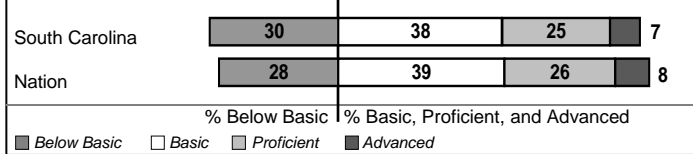
## NAEP PERFORMANCE\*

\* Performance reported for SC and nation, data not available at school level. Percentages at NAEP Achievement Levels.

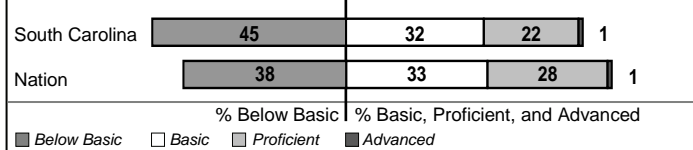
### READING – GRADE 8 (2011)



### MATH – GRADE 8 (2011)



### SCIENCE – GRADE 8 (2009)



## END OF COURSE TESTS - 2011

% of students scoring 70 or above on:	Our Middle School	Middle Schools with Students Like Ours
Algebra 1/Math for the Technologies 2	100.0	96.9
English 1	95.0	93.3
Biology 1/Applied Biology 2	98.2	91.6
Physical Science	N/A	75.0
US History and the Constitution	N/A	N/A
All Subjects	97.7	96.2

## SC PERFORMANCE VISION

*By 2020 all students will graduate with the knowledge and skills necessary to compete successfully in the global economy, participate in a democratic society and contribute positively as members of families and communities.*

### Abbreviations Key

N/A Not Applicable N/AV Not Available N/C Not Collected N/R Not Reported I/S Insufficient Sample TBD To be determined  
 NI Newly Identified CSI Continuing School Improvement CA Corrective Action RP Plan to Restructure R Restructure DELAY School Improvement Status HOLD School Improvement Status

# SIMS MIDDLE [Union]

## SCHOOL PROFILE

	Our School	Change from Last Year	Middle Schools with Students Like Ours	Median Middle School
<b>Students (n=812)</b>				
Students enrolled in high school credit courses (grades 7 & 8)	12.7%	Down from 14.6%	29.6%	24.5%
Retention rate	2.6%	Up from 0.8%	0.7%	0.7%
Attendance rate	95.1%	Down from 95.6%	95.7%	95.9%
Served by gifted and talented program	10.3%	Down from 10.8%	16.4%	17.8%
With disabilities other than speech	15.0%	Down from 21.5%	10.1%	9.2%
Older than usual for grade	1.2%	Down from 3.4%	1.8%	1.5%
Out-of-school suspensions or expulsions for violent and/or criminal offenses	0.0%	No Change	0.7%	0.4%
Annual dropout rate	0.0%	No Change	0.0%	0.0%
<b>Teachers (n=55)</b>				
Teachers with advanced degrees	70.9%	Up from 59.6%	56.1%	60.0%
Continuing contract teachers	92.7%	Up from 91.2%	86.9%	82.6%
Teachers returning from previous year	91.5%	Up from 90.1%	83.6%	85.6%
Teacher attendance rate	93.9%	Down from 94.8%	95.3%	95.3%
Average teacher salary*	\$45,601	Down 1.0%	\$45,412	\$46,300
Classes not taught by highly qualified teachers	1.1%	Up from 1.0%	1.4%	1.2%
Professional development days/teacher	21.2 days	Up from 19.9 days	9.9 days	9.9 days
<b>School</b>				
Principal's years at school	6.0	Up from 5.0	4.0	4.0
Student-teacher ratio in core subjects	21.0 to 1	Down from 21.9 to 1	21.1 to 1	21.5 to 1
Prime instructional time	88.4%	Down from 90.2%	90.1%	90.1%
Opportunities in the arts	Good	No Change	Good	Good
SACS accreditation	Yes	No Change	Yes	Yes
Parents attending conferences	96.2%	Up from 95.8%	96.3%	98.1%
Character development program	Good	Up from Average	Good	Good
Dollars spent per pupil**	\$6,111	Down 13.9%	\$7,486	\$7,634
Percent of expenditures for instruction**	70.1%	Up from 68.2%	62.0%	64.0%
Percent of expenditures for teacher salaries**	69.3%	Up from 65.4%	59.2%	61.2%
% of AYP objectives met	71.4%	Down from 90.5%	80.5%	80.5%

\* Length of contract = 185+ days.

\*\* Prior year audited financial data available.

## EVALUATION RESULTS

	Teachers	Students*	Parents*
Number of surveys returned	54	226	123
Percent satisfied with learning environment	94.4%	80.0%	72.7%
Percent satisfied with social and physical environment	92.6%	84.4%	73.8%
Percent satisfied with school-home relations	62.3%	86.7%	69.7%

\*Only students at the highest middle school grade level at this school and their parents were included.

## REPORT OF PRINCIPAL AND SCHOOL IMPROVEMENT COUNCIL

The staff at Sims Middle School continues its efforts to provide our students with a high-quality education. Our students were provided diverse and rigorous educational experiences with high expectations and academic excellence as our primary goals.

The 2010-2011 school year provided many challenging and stimulating opportunities to move toward successfully accomplishing our school's goals. Our students, faculty, and staff experienced a great deal of success in academics, the arts, athletics, and various service-learning activities. SMS accomplishments included 12 students being recognized as SC Junior Scholars, 3 students being named Duke TIP Scholars, and 81 students being inducted to the National Jr. Beta Club. The academic efforts continued through our End of Course tests with averages in English I, Algebra I, and Biology I exceeding the state average in every subject. Our Academic Challenge team had an extremely successful year and finished as first runner-up in the Battle of the Brains. The SMS Wrestling team won the Peachtree Conference Championship, and our girls' softball team had an undefeated season. Both our band and orchestra received Excellent ratings at the South Carolina Concert Festival. Ten band students were named to the SC District III Region Honors Band. Our school's Teacher of the Year, Mrs. Alyssa Fowler, was also named the Union County Schools' District Teacher of the Year.

In the classroom, our teachers continue the refinements of their professional learning community by making steady improvement in the instructions provided to the students. What is more notable is how our entire faculty analyzes classroom and statewide test data in striving to find ways to improve student learning. Teachers used common planning times to collaborate and align instruction to state supported documents. Teachers analyzed test data in an effort to identify the academic strengths and weaknesses of individual students, and used this information to implement instructional practices that will lead all students to strong academic achievement.

Administrators and teachers consistently seek new instructional strategies that will enable them to move all students to their greatest academic potential. With the implementation of our daily SSR time, we noted an increase in students' reading, as well as the number of books checked out in our library. Advanced level instruction was offered in ELA, Math, and Science. The daily schedule was restructured in order to allow 6th and 7th grader more instructional time in ELA and math. Single gender classes were offered to students in order to promote improvement in academic achievement and behavior. In an effort to maintain a positive school climate, we continued to recognize students who exhibited good behavior with celebrations and field trips.

Sims Middle School is fortunate to have a new facility, and a caring community which provides support and assistance to our students and staff. We had a successful year and will continue to provide as many opportunities for success as possible. Our school is dedicated to helping students achieve both in and out of the classroom.

Melissa Gregory, SIC Chairperson  
Mickey Connolly, Principal

Comprehensive detail, including definitions of ratings, performance criteria, and explanations of status, is available on [www.ed.sc.gov](http://www.ed.sc.gov) and [www.eoc.sc.gov](http://www.eoc.sc.gov) as well as school and school district websites.

Printed versions are available from school districts upon request.

### Abbreviations Key

N/A Not Applicable N/AV Not Available N/C Not Collected N/R Not Reported I/S Insufficient Sample TBD To be determined

NI Newly Identified CSI Continuing School Improvement CA Corrective Action RP Plan to Restructure R Restructure DELAY School Improvement Status HOLD School Improvement Status