

SC Annual School Report Card Summary

CHESTNUT OAKS MIDDLE
Sumter 17

Grades: 6-8 **Enrollment: 497**
Principal: David Laws Jr., Ed. S.
Superintendent: Mr. Randolph Bynum, Sr.
Board Chair: Mr. Larry D. Addison

PERFORMANCE

Comprehensive detail, including definitions of ratings, performance criteria, and explanations of status, is available on www.ed.sc.gov and www.eoc.sc.gov as well as school and school district websites. Printed versions are available from school districts upon request.

YEAR	ABSOLUTE RATING	GROWTH RATING	PALMETTO GOLD AND SILVER AWARD		AYP STATUS	NCLB IMPROVEMENT STATUS
			General Performance	Closing the Gap		
2011	Below Average	Average	TBD	TBD	Not Met	N/A
2010	Average	Average	N/A	N/A	Met	N/A
2009	Below Average	Below Average	N/A	N/A	Not Met	N/A

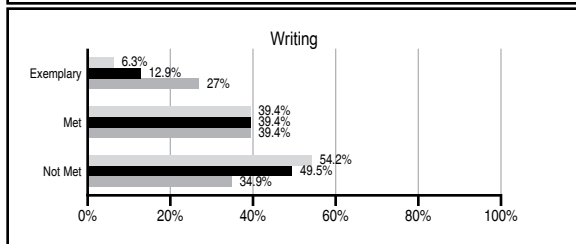
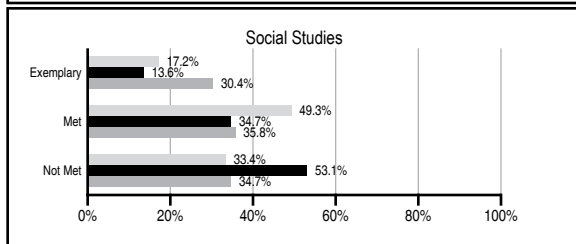
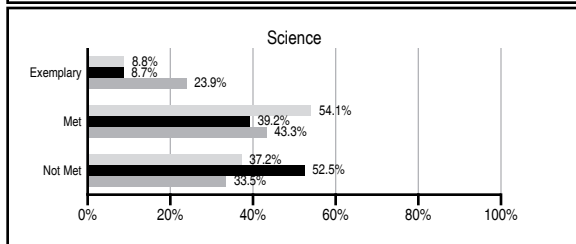
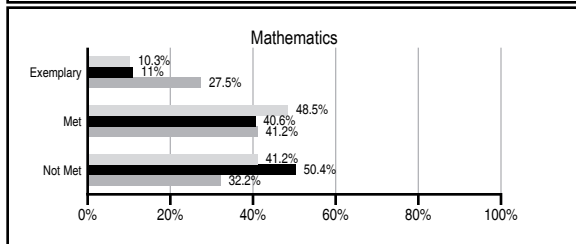
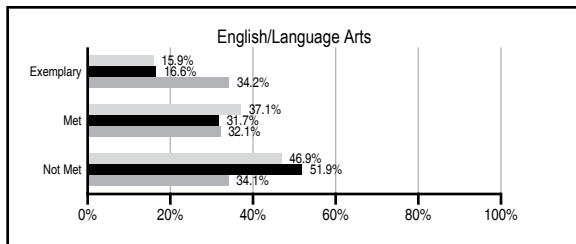
ABSOLUTE RATINGS OF MIDDLE SCHOOLS WITH STUDENTS LIKE OURS*

EXCELLENT	GOOD	AVERAGE	BELOW AVERAGE	AT-RISK
0	0	11	27	25

* Ratings are calculated with data available by 11/09/2011. Schools with Students Like Ours are Middle Schools with Poverty Indices of no more than 5% above or below the index for this school.

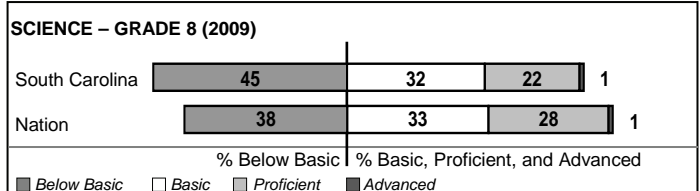


PASS PERFORMANCE

Our School
 Middle Schools with Students Like Ours
 Middle schools statewide



NAEP PERFORMANCE*

* Performance reported for SC and nation, data not available at school level. Percentages at NAEP Achievement Levels.



END OF COURSE TESTS - 2011

% of students scoring 70 or above on:	Our Middle School	Middle Schools with Students Like Ours
Algebra 1/Math for the Technologies 2	100.0	88.0
English 1	100.0	86.5
Biology 1/Applied Biology 2	N/A	36.8
Physical Science	N/A	16.8
US History and the Constitution	N/A	N/A
All Subjects	100.0	87.4

SC PERFORMANCE VISION

By 2020 all students will graduate with the knowledge and skills necessary to compete successfully in the global economy, participate in a democratic society and contribute positively as members of families and communities.

Abbreviations Key

N/A Not Applicable N/AV Not Available N/C Not Collected N/R Not Reported I/S Insufficient Sample TBD To be determined
 NI Newly Identified CSI Continuing School Improvement CA Corrective Action RP Plan to Restructure R Restructure DELAY School Improvement Status HOLD School Improvement Status

CHESTNUT OAKS MIDDLE [Sumter 17]

SCHOOL PROFILE

	Our School	Change from Last Year	Middle Schools with Students Like Ours	Median Middle School
Students (n=497)				
Students enrolled in high school credit courses (grades 7 & 8)	10.7%	Up from 8.7%	13.4%	24.5%
Retention rate	0.8%	Down from 1.8%	1.0%	0.7%
Attendance rate	94.6%	Up from 94.3%	95.3%	95.9%
Served by gifted and talented program	9.4%	Down from 10.0%	5.6%	17.8%
With disabilities other than speech	15.2%	Down from 17.5%	11.2%	9.2%
Older than usual for grade	4.2%	Down from 7.8%	3.2%	1.5%
Out-of-school suspensions or expulsions for violent and/or criminal offenses	0.0%	No Change	0.3%	0.4%
Annual dropout rate	0.0%	No Change	0.0%	0.0%
Teachers (n=37)				
Teachers with advanced degrees	51.4%	Up from 48.6%	58.9%	60.0%
Continuing contract teachers	43.2%	Down from 45.9%	65.8%	82.6%
Teachers returning from previous year	62.2%	Up from 61.4%	77.3%	85.6%
Teacher attendance rate	96.0%	Up from 94.2%	95.4%	95.3%
Average teacher salary*	\$38,880	Up 5.7%	\$43,817	\$46,300
Classes not taught by highly qualified teachers	13.1%	Up from 12.4%	5.9%	1.2%
Professional development days/teacher	7.7 days	Down from 12.4 days	10.6 days	9.9 days
School				
Principal's years at school	1.0	Down from 5.0	3.0	4.0
Student-teacher ratio in core subjects	20.3 to 1	Down from 21.9 to 1	18.1 to 1	21.5 to 1
Prime instructional time	89.6%	Up from 86.7%	89.2%	90.1%
Opportunities in the arts	Excellent	No Change	Good	Good
SACS accreditation	Yes	No Change	Yes	Yes
Parents attending conferences	91.2%	Down from 94.5%	98.0%	98.1%
Character development program	Good	Down from Excellent	Good	Good
Dollars spent per pupil**	\$7,976	Down 2.8%	\$10,000	\$7,634
Percent of expenditures for instruction**	52.7%	Down from 57.1%	60.0%	64.0%
Percent of expenditures for teacher salaries**	49.7%	Down from 56.0%	55.7%	61.2%
% of AYP objectives met	70.6%	Down from 100.0%	70.6%	80.5%

* Length of contract = 185+ days.

** Prior year audited financial data available.

EVALUATION RESULTS

	Teachers	Students*	Parents*
Number of surveys returned	0	138	119
Percent satisfied with learning environment	N/R	87.0%	85.1%
Percent satisfied with social and physical environment	N/R	84.8%	73.7%
Percent satisfied with school-home relations	N/R	76.1%	76.5%

*Only students at the highest middle school grade level at this school and their parents were included.

REPORT OF PRINCIPAL AND SCHOOL IMPROVEMENT COUNCIL

Chestnut Oaks Middle School's teachers, staff, and administrators continue to dedicate their energy, resources, and talents to improve our school's climate, student achievement and character. Chestnut Oaks Middle School fosters a safe learning environment where students are engaged in challenging curriculum, rewarding experiences, and incentives for demonstrating good character and academic excellence.

Our school has received several awards and recognitions in the previous years. We are proud to continually demonstrate success. In 2011, Chestnut Oaks received the Exemplar Award for Positive Behavior Intervention and Support (PBIS) for the third consecutive year. Our teachers and staff model expected behavior for the different school settings and then reward students for demonstrating those behaviors. Fifty students who made significant improvement or scored exemplary on the MAP assessment attended an NBA game in Charlotte, North Carolina. Thirty students participated in the Clemson Biology Merit Exam, four of whom was recognized as Honorable Mention and all of our Algebra I and English I students passed their End of Course Exam (EOC). Chestnut Oaks Middle School will continue to foster and promote student academic and character excellence.

In 2010, Chestnut Oaks Middle School was awarded a five year Teacher Incentive Fund (TIF) grant to continue implementation of the Teacher Advancement Program (TAP). TAP is an instrumental framework to build a rigorous instructional model, support and build teacher capacity, reward teachers for improving student achievement, and provide opportunities for professional growth.

During the 2011-12 school year, we will be implementing a Leadership Academy. Students will learn the fundamentals of leadership, public speaking, and literacy with an emphasis on careers. Students will be exposed to community and business leadership positions. Students who complete the Leadership Academy requirements will receive a certificate of completion during a special ceremony.

As a team in collaboration with parents and community members, we are excited about the direction our school is headed. Despite economic restraints, we are determined to create opportunities for our student to excel academically and in character. We look forward to an exceptional year during the 2011-2012 school term as we continue to SOAR!

Seek Excellence
Opt to Use Good Manners
Activate Listening and Learning Skills
Respect Self and Others

David Laws Jr., Ed. S., Principal
Brenda Hairston, SIC Chair

Comprehensive detail, including definitions of ratings, performance criteria, and explanations of status, is available on www.ed.sc.gov and www.eoc.sc.gov as well as school and school district websites.

Printed versions are available from school districts upon request.

Abbreviations Key

N/A Not Applicable N/AV Not Available N/C Not Collected N/R Not Reported I/S Insufficient Sample TBD To be determined

NI Newly Identified CSI Continuing School Improvement CA Corrective Action RP Plan to Restructure R Restructure DELAY School Improvement Status HOLD School Improvement Status