



SC Annual School Report Card Summary

EBENEZER MIDDLE
Sumter 2
Grades: 6-8 Enrollment: 378
Principal: Marlene De Wit
Superintendent: Randolph D. Bynum, Sr.
Board Chair: Mr. Larry Addison

PERFORMANCE

Comprehensive detail, including definitions of ratings, performance criteria, and explanations of status, is available on www.ed.sc.gov and www.eoc.sc.gov as well as school and school district websites. Printed versions are available from school districts upon request.

YEAR	ABSOLUTE RATING	GROWTH RATING	PALMETTO GOLD AND SILVER AWARD		AYP STATUS	NCLB IMPROVEMENT STATUS
			General Performance	Closing the Gap		
2011	Average	Good	TBD	TBD	Not Met	N/A
2010	Average	Average	N/A	N/A	Not Met	N/A
2009	Average	Average	N/A	N/A	Not Met	N/A

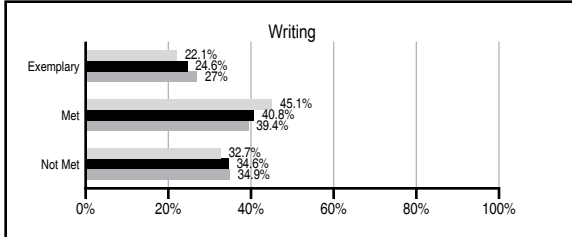
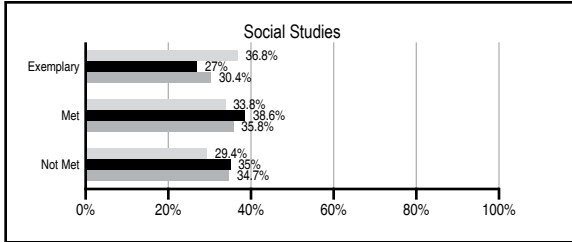
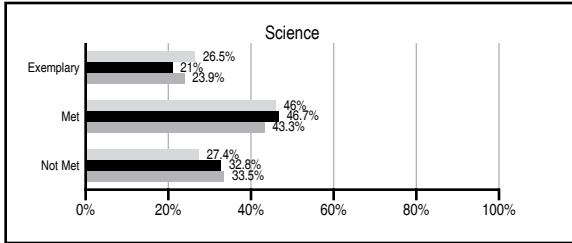
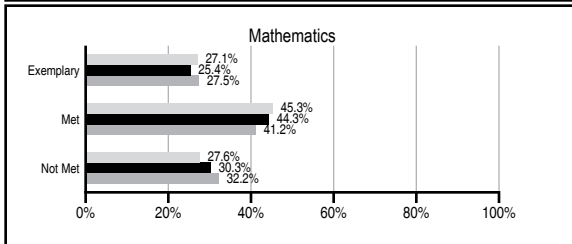
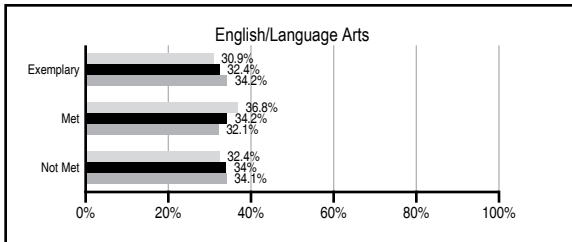
ABSOLUTE RATINGS OF MIDDLE SCHOOLS WITH STUDENTS LIKE OURS*

EXCELLENT	GOOD	AVERAGE	BELOW AVERAGE	AT-RISK
3	8	43	5	0

* Ratings are calculated with data available by 11/09/2011. Schools with Students Like Ours are Middle Schools with Poverty Indices of no more than 5% above or below the index for this school.

PASS PERFORMANCE

Our School
 Middle Schools with Students Like Ours
 Middle schools statewide



NAEP PERFORMANCE*

* Performance reported for SC and nation, data not available at school level. Percentages at NAEP Achievement Levels.



END OF COURSE TESTS - 2011

% of students scoring 70 or above on:	Our Middle School	Middle Schools with Students Like Ours
Algebra 1/Math for the Technologies 2	97.6	96.3
English 1	96.4	93.5
Biology 1/Applied Biology 2	N/A	90.2
Physical Science	N/A	82.6
US History and the Constitution	N/A	N/A
All Subjects	97.1	95.9

SC PERFORMANCE VISION

By 2020 all students will graduate with the knowledge and skills necessary to compete successfully in the global economy, participate in a democratic society and contribute positively as members of families and communities.

Abbreviations Key

N/A Not Applicable N/AV Not Available N/C Not Collected N/R Not Reported I/S Insufficient Sample TBD To be determined
 NI Newly Identified CSI Continuing School Improvement CA Corrective Action RP Plan to Restructure R Restructure DELAY School Improvement Status HOLD School Improvement Status

EBENEZER MIDDLE [Sumter 2]

SCHOOL PROFILE

	Our School	Change from Last Year	Middle Schools with Students Like Ours	Median Middle School
Students (n=378)				
Students enrolled in high school credit courses (grades 7 & 8)	47.0%	Up from 14.6%	24.5%	24.5%
Retention rate	1.3%	Down from 1.5%	0.9%	0.7%
Attendance rate	96.3%	Up from 95.4%	95.7%	95.9%
Served by gifted and talented program	25.1%	Up from 20.7%	18.2%	17.8%
With disabilities other than speech	12.1%	Down from 14.9%	9.4%	9.2%
Older than usual for grade	4.0%	Down from 4.6%	1.7%	1.5%
Out-of-school suspensions or expulsions for violent and/or criminal offenses	0.3%	Down from 0.5%	0.5%	0.4%
Annual dropout rate	0.0%	No Change	0.0%	0.0%
Teachers (n=24)				
Teachers with advanced degrees	70.8%	Up from 60.0%	58.6%	60.0%
Continuing contract teachers	79.2%	Up from 60.0%	87.5%	82.6%
Teachers returning from previous year	76.9%	Up from 73.4%	84.6%	85.6%
Teacher attendance rate	96.7%	Up from 95.7%	95.3%	95.3%
Average teacher salary*	\$45,222	Up 3.6%	\$45,749	\$46,300
Classes not taught by highly qualified teachers	6.2%	Up from 3.9%	1.1%	1.2%
Professional development days/teacher	13.6 days	Down from 18.6 days	9.9 days	9.9 days
School				
Principal's years at school	9.0	No Change	4.0	4.0
Student-teacher ratio in core subjects	23.8 to 1	Up from 23.0 to 1	21.1 to 1	21.5 to 1
Prime instructional time	92.4%	Up from 90.4%	89.9%	90.1%
Opportunities in the arts	Good	Up from Fair	Good	Good
SACS accreditation	Yes	No Change	Yes	Yes
Parents attending conferences	72.6%	Down from 93.5%	96.7%	98.1%
Character development program	Excellent	No Change	Good	Good
Dollars spent per pupil**	\$6,827	Up 2.7%	\$7,484	\$7,634
Percent of expenditures for instruction**	55.8%	Down from 59.0%	62.7%	64.0%
Percent of expenditures for teacher salaries**	50.9%	Down from 55.0%	60.8%	61.2%
% of AYP objectives met	81.0%	Down from 95.2%	81.0%	80.5%

* Length of contract = 185+ days.

** Prior year audited financial data available.

EVALUATION RESULTS

	Teachers	Students*	Parents*
Number of surveys returned	19	82	80
Percent satisfied with learning environment	94.1%	81.7%	84.8%
Percent satisfied with social and physical environment	94.4%	82.9%	87.2%
Percent satisfied with school-home relations	70.6%	90.2%	85.9%

*Only students at the highest middle school grade level at this school and their parents were included.

Comprehensive detail, including definitions of ratings, performance criteria, and explanations of status, is available on www.ed.sc.gov and www.eoc.sc.gov as well as school and school district websites.

Printed versions are available from school districts upon request.

REPORT OF PRINCIPAL AND SCHOOL IMPROVEMENT COUNCIL

The mission of Ebenezer Middle School is to provide a quality education for all students in a safe and orderly environment, and our dedicated teachers and staff work diligently to ensure that our mission is accomplished. EMS was accredited by the Southern Association of Colleges and Schools (SACS) and two of our teachers have been named the Sumter School District Two Teacher of the Year for both the 2009-2010 and 2010-2011 school years.

We are proud of our students and their accomplishments. Twenty students were named USC-Sumter Junior Scholars, four students were named South Carolina Junior Scholars, and 22 students were inducted into the National Junior Honor Society. We had six students that were invited to take the SAT due to their academic accomplishments. The Sumter Chamber of Commerce honored 11 students for outstanding citizenship. We are proud to have a middle school representative on the State Future Business Leader's of America Executive Board. This is the second year in a row that an Ebenezer student has been elected to this place of honor. Several of our Future Business Leader's of America (FBLA) students received awards at the State Conference held in Charleston, S.C. We were honored as the largest middle school FBLA in the state. Additional student successes have been recognized and celebrated with a variety of activities throughout the year.

As we continue to meet the challenges of improving student achievement, teachers and administrators recognize the need to stress active learning, academic rigor, and high expectations. In addition to PASS data, analysis of MAP, and End of Unit Tests throughout the year helps strengthen and improve instruction. The use of technology is important to insure classroom resources are up-to-date and relevant. We are fortunate that approximately 50% of our classrooms have Promethean Boards.

Beyond the classroom, students have had an impact on the community. The Book Chatters Club participated in the National Read Across America Day. They also attended the 2011 State Read-In where they marched to the steps of the state capitol building to celebrate reading. Service to the community is important for student growth so we raised funds for Relay for Life, March of Dimes, and the American Heart Association. Some of our seventh graders had a successful clothing drive. During the holidays, we participated in "Shower Shaw with Cookies" to show support for the men and women stationed at Shaw Air Force Base.

Our primary goals for the 2011-2012 school year will be a continued focus on reading in the content areas and increased use of differentiated instruction. These skills will help our students throughout their lifetime and our school motto "Learning to Be Tomorrow's Leaders" will have real meaning for each of us.

Marlene De Wit, Principal
Kay Blackwell, School Improvement Council Chair

Abbreviations Key

N/A Not Applicable N/AV Not Available N/C Not Collected N/R Not Reported I/S Insufficient Sample TBD To be determined
NI Newly Identified CSI Continuing School Improvement CA Corrective Action RP Plan to Restructure R Restructure DELAY School Improvement Status HOLD School Improvement Status