



SC Annual School Report Card Summary

CARVER JUNIOR HIGH
Spartanburg 7
Grades: 7-9 Enrollment: 570
Principal: Raashad Fitzpatrick
Superintendent: Dr. Russell W. Booker
Board Chair: Sharon D. Porter

PERFORMANCE

Comprehensive detail, including definitions of ratings, performance criteria, and explanations of status, is available on www.ed.sc.gov and www.eoc.sc.gov as well as school and school district websites. Printed versions are available from school districts upon request.

YEAR	ABSOLUTE RATING	GROWTH RATING	PALMETTO GOLD AND SILVER AWARD		AYP STATUS	NCLB IMPROVEMENT STATUS
			General Performance	Closing the Gap		
2011	Below Average	Below Average	TBD	TBD	Not Met	N/A
2010	Below Average	Average	N/A	N/A	Met	N/A
2009	Below Average	Below Average	N/A	N/A	Not Met	N/A

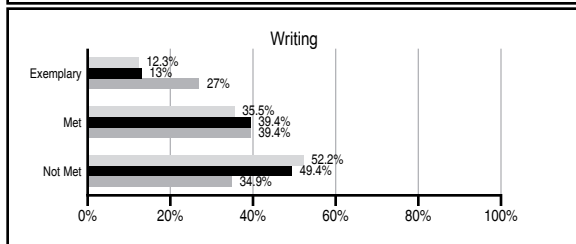
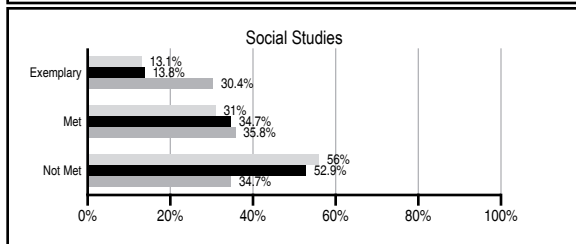
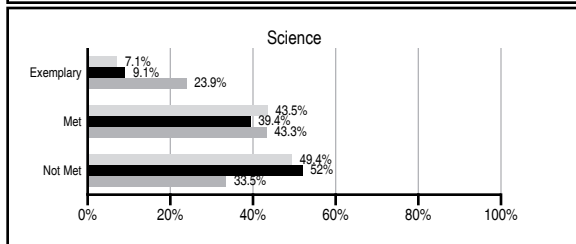
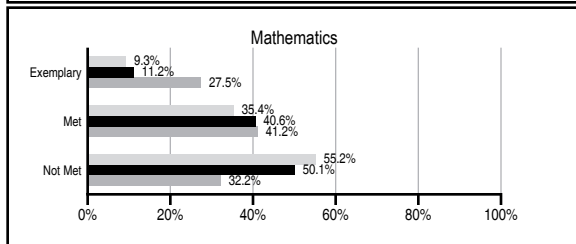
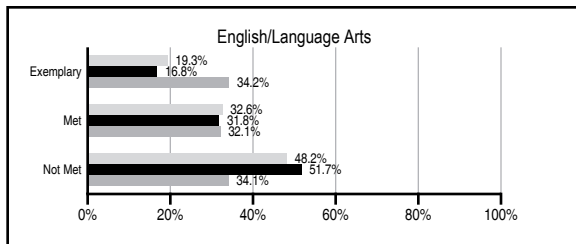
ABSOLUTE RATINGS OF MIDDLE SCHOOLS WITH STUDENTS LIKE OURS*

EXCELLENT	GOOD	AVERAGE	BELOW AVERAGE	AT-RISK
0	0	12	28	25

* Ratings are calculated with data available by 11/09/2011. Schools with Students Like Ours are Middle Schools with Poverty Indices of no more than 5% above or below the index for this school.

PASS PERFORMANCE

Our School Middle Schools with Students Like Ours Middle schools statewide



NAEP PERFORMANCE*

* Performance reported for SC and nation, data not available at school level. Percentages at NAEP Achievement Levels.



END OF COURSE TESTS - 2011

% of students scoring 70 or above on:	Our Middle School	Middle Schools with Students Like Ours
Algebra 1/Math for the Technologies 2	88.0	88.1
English 1	66.0	86.5
Biology 1/Applied Biology 2	90.7	36.8
Physical Science	47.1	13.4
US History and the Constitution	N/A	N/A
All Subjects	66.7	87.3

SC PERFORMANCE VISION

By 2020 all students will graduate with the knowledge and skills necessary to compete successfully in the global economy, participate in a democratic society and contribute positively as members of families and communities.

Abbreviations Key

N/A Not Applicable N/AV Not Available N/C Not Collected N/R Not Reported I/S Insufficient Sample TBD To be determined
 NI Newly Identified CSI Continuing School Improvement CA Corrective Action RP Plan to Restructure R Restructure DELAY School Improvement Status HOLD School Improvement Status

CARVER JUNIOR HIGH [Spartanburg 7]

SCHOOL PROFILE

	Our School	Change from Last Year	Middle Schools with Students Like Ours	Median Middle School
Students (n=570)				
Students enrolled in high school credit courses (grades 7 & 8)	25.1%	Down from 41.5%	13.3%	24.5%
Retention rate	0.7%	Down from 2.5%	1.0%	0.7%
Attendance rate	94.1%	Down from 95.2%	95.3%	95.9%
Served by gifted and talented program	12.7%	Down from 14.9%	5.7%	17.8%
With disabilities other than speech	14.4%	Up from 12.5%	11.2%	9.2%
Older than usual for grade	1.9%	Down from 5.1%	3.5%	1.5%
Out-of-school suspensions or expulsions for violent and/or criminal offenses	0.2%	Down from 1.1%	0.2%	0.4%
Annual dropout rate	3.7%	Up from 1.7%	0.0%	0.0%
Teachers (n=53)				
Teachers with advanced degrees	54.7%	Down from 63.3%	58.3%	60.0%
Continuing contract teachers	73.6%	Up from 69.4%	66.0%	82.6%
Teachers returning from previous year	85.6%	Up from 79.3%	78.7%	85.6%
Teacher attendance rate	95.3%	Down from 95.4%	95.4%	95.3%
Average teacher salary*	\$47,929	Down 2.5%	\$44,040	\$46,300
Classes not taught by highly qualified teachers	10.2%	Up from 2.3%	5.5%	1.2%
Professional development days/teacher	9.0 days	Down from 12.1 days	10.6 days	9.9 days
School				
Principal's years at school	4.0	Up from 3.0	3.0	4.0
Student-teacher ratio in core subjects	19.5 to 1	Up from 15.6 to 1	18.2 to 1	21.5 to 1
Prime instructional time	86.8%	Down from 89.1%	89.3%	90.1%
Opportunities in the arts	Excellent	No Change	Good	Good
SACS accreditation	Yes	No Change	Yes	Yes
Parents attending conferences	100.0%	No Change	97.9%	98.1%
Character development program	Good	Down from Excellent	Good	Good
Dollars spent per pupil**	\$11,209	Up 12.3%	\$9,989	\$7,634
Percent of expenditures for instruction**	58.8%	Down from 60.4%	60.3%	64.0%
Percent of expenditures for teacher salaries**	56.3%	Down from 57.5%	56.0%	61.2%
% of AYP objectives met	52.9%	Down from 100.0%	69.9%	80.5%

* Length of contract = 185+ days.

** Prior year audited financial data available.

EVALUATION RESULTS

	Teachers	Students*	Parents*
Number of surveys returned	67	94	13
Percent satisfied with learning environment	84.8%	69.1%	92.3%
Percent satisfied with social and physical environment	86.6%	75.5%	100.0%
Percent satisfied with school-home relations	64.6%	80.9%	92.3%

*Only students at the highest middle school grade level at this school and their parents were included.

REPORT OF PRINCIPAL AND SCHOOL IMPROVEMENT COUNCIL

Carver Junior High School represents excellence in education. Our students have the opportunity to excel in academics, the arts, and extra-curricular activities. We utilize data to focus on the needs of every student in order to maximize their academic and social development. Carver has developed partnerships with the Boys and Girls Club and Piedmont Community Actions to offer character education, leadership development, and citizenship development in after-school programs. Carver has also partnered with West Point, Clemson, and NASA to implement the best practices in Science, Technology, Engineering, and Mathematics (STEM) education. During the 2010-2011 school year, we developed a school-wide STEM initiative that will provide all students with opportunities to be successful in a rigorous academic environment while developing 21st century learning skills. We also continued to expand our Academic Achievement Academy (Triple A). Triple A is a school within a school at Carver that provides challenging academic experiences inside and outside of the classroom. At Carver, we have developed a student-centered academic focus that will allow all students the opportunity to be successful while receiving a high quality education.

Carver embraces the concept of building a community of learners. During the 2010-2011 school year, we continued to utilize the Teacher Advancement Program (TAP). TAP has helped us create a collegial atmosphere in which improved instruction and student academic achievement are paramount. Our schedule ensures that teachers have individual planning, collaborative planning, and professional development periods each day. Through our collaborative efforts, students are receiving quality instruction and excellent educational opportunities. We infused the Advancement Via Individual Determination (AVID) program throughout the school to create a college going culture which encourages all students to seek post secondary educational opportunities. Students are recognized for their achievement at Carver; they are recognized for academic achievement and citizenship. Students are recognized weekly for "promoting pride". We also honored and recognized more than 400 students at our third annual Academic Pep Rally.

At Carver Junior High School, administrators, teachers, students, parents, and the community share the responsibility to create an environment that represents excellence in education. We are confident that our efforts will continue to provide an opportunity for all students to be successful.

RaaShad Fitzpatrick, Principal
Torla Richardson, SIC Chair

Comprehensive detail, including definitions of ratings, performance criteria, and explanations of status, is available on www.ed.sc.gov and www.eoc.sc.gov as well as school and school district websites.

Printed versions are available from school districts upon request.

Abbreviations Key

N/A Not Applicable N/AV Not Available N/C Not Collected N/R Not Reported I/S Insufficient Sample TBD To be determined

NI Newly Identified CSI Continuing School Improvement CA Corrective Action RP Plan to Restructure R Restructure DELAY School Improvement Status HOLD School Improvement Status