



SC Annual School Report Card Summary

R P DAWKINS MIDDLE

Spartanburg 6

Grades: 6-8

Principal: Ken Kiser

Superintendent: Darryl Owings

Board Chair: Mr. Alex Meadows

Enrollment: 809

PERFORMANCE

Comprehensive detail, including definitions of ratings, performance criteria, and explanations of status, is available on www.ed.sc.gov and www.eoc.sc.gov as well as school and school district websites. Printed versions are available from school districts upon request.

YEAR	ABSOLUTE RATING	GROWTH RATING	PALMETTO GOLD AND SILVER AWARD		AYP STATUS	NCLB IMPROVEMENT STATUS
			General Performance	Closing the Gap		
2011	Average	Average	TBD	TBD	Not Met	N/A
2010	Average	Average	N/A	N/A	Not Met	N/A
2009	Good	Average	N/A	N/A	Not Met	N/A

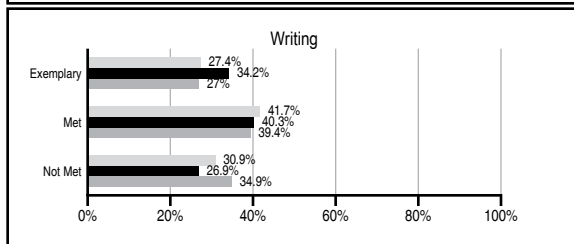
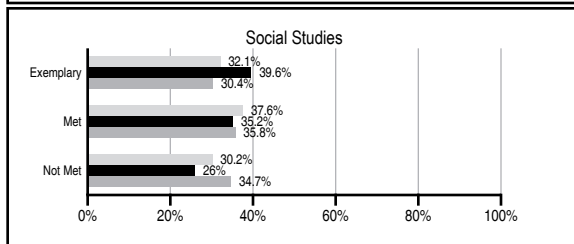
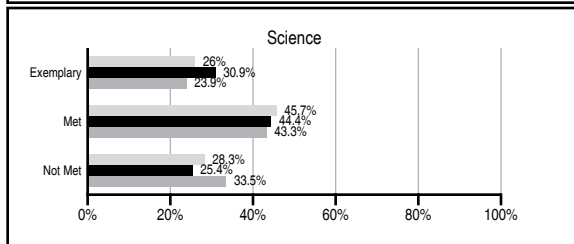
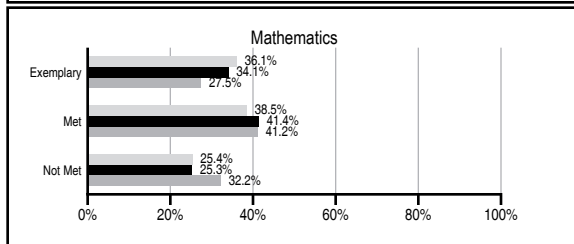
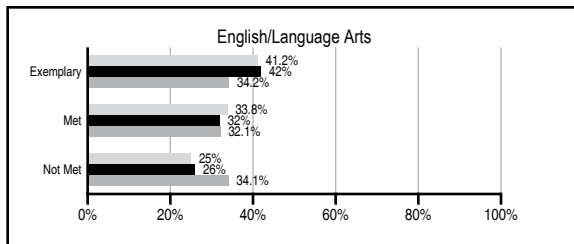
ABSOLUTE RATINGS OF MIDDLE SCHOOLS WITH STUDENTS LIKE OURS*

EXCELLENT	GOOD	AVERAGE	BELOW AVERAGE	AT-RISK
9	23	12	0	1

* Ratings are calculated with data available by 11/09/2011. Schools with Students Like Ours are Middle Schools with Poverty Indices of no more than 5% above or below the index for this school.

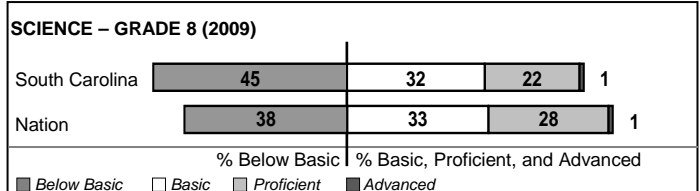


PASS PERFORMANCE

Our School Middle Schools with Students Like Ours Middle schools statewide



NAEP PERFORMANCE*

* Performance reported for SC and nation, data not available at school level. Percentages at NAEP Achievement Levels.



END OF COURSE TESTS - 2011

% of students scoring 70 or above on:	Our Middle School	Middle Schools with Students Like Ours
Algebra 1/Math for the Technologies 2	100.0	97.6
English 1	N/A	92.8
Biology 1/Applied Biology 2	N/A	96.9
Physical Science	N/A	24.1
US History and the Constitution	N/A	100
All Subjects	100.0	95.3

SC PERFORMANCE VISION

By 2020 all students will graduate with the knowledge and skills necessary to compete successfully in the global economy, participate in a democratic society and contribute positively as members of families and communities.

Abbreviations Key

N/A Not Applicable N/AV Not Available N/C Not Collected N/R Not Reported I/S Insufficient Sample TBD To be determined

NI Newly Identified CSI Continuing School Improvement CA Corrective Action RP Plan to Restructure R Restructure DELAY School Improvement Status HOLD School Improvement Status

R P DAWKINS MIDDLE [Spartanburg 6]

SCHOOL PROFILE

	Our School	Change from Last Year	Middle Schools with Students Like Ours	Median Middle School
Students (n=809)				
Students enrolled in high school credit courses (grades 7 & 8)	10.7%	Down from 19.9%	31.0%	24.5%
Retention rate	0.0%	Down from 0.1%	0.5%	0.7%
Attendance rate	97.2%	Up from 96.9%	96.1%	95.9%
Served by gifted and talented program	31.5%	Up from 30.4%	23.8%	17.8%
With disabilities other than speech	8.6%	Down from 8.9%	8.4%	9.2%
Older than usual for grade	0.2%	Down from 0.5%	0.9%	1.5%
Out-of-school suspensions or expulsions for violent and/or criminal offenses	0.0%	No Change	0.4%	0.4%
Annual dropout rate	0.0%	No Change	0.0%	0.0%
Teachers (n=53)				
Teachers with advanced degrees	83.0%	Up from 77.4%	60.9%	60.0%
Continuing contract teachers	84.9%	Up from 81.1%	82.0%	82.6%
Teachers returning from previous year	95.3%	Up from 90.4%	87.7%	85.6%
Teacher attendance rate	96.6%	Up from 96.1%	95.5%	95.3%
Average teacher salary*	\$49,214	Down 5.4%	\$46,790	\$46,300
Classes not taught by highly qualified teachers	0.0%	No Change	1.4%	1.2%
Professional development days/teacher	9.1 days	Down from 11.1 days	10.1 days	9.9 days
School				
Principal's years at school	6.0	Up from 5.0	5.0	4.0
Student-teacher ratio in core subjects	22.2 to 1	Up from 22.1 to 1	22.8 to 1	21.5 to 1
Prime instructional time	93.4%	Up from 92.7%	90.5%	90.1%
Opportunities in the arts	Excellent	No Change	Good	Good
SACS accreditation	Yes	No Change	Yes	Yes
Parents attending conferences	99.8%	Up from 98.6%	99.0%	98.1%
Character development program	Excellent	No Change	Good	Good
Dollars spent per pupil**	\$6,912	Up 0.2%	\$7,146	\$7,634
Percent of expenditures for instruction**	70.0%	Down from 70.8%	64.6%	64.0%
Percent of expenditures for teacher salaries**	68.9%	Up from 68.0%	62.4%	61.2%
% of AYP objectives met	84.8%	Down from 93.9%	81.8%	80.5%

* Length of contract = 185+ days.

** Prior year audited financial data available.

EVALUATION RESULTS

	Teachers	Students*	Parents*
Number of surveys returned	54	252	41
Percent satisfied with learning environment	98.1%	85.7%	86.8%
Percent satisfied with social and physical environment	100.0%	86.9%	90.2%
Percent satisfied with school-home relations	98.1%	86.8%	82.9%

*Only students at the highest middle school grade level at this school and their parents were included.

REPORT OF PRINCIPAL AND SCHOOL IMPROVEMENT COUNCIL

The mission of Dawkins Middle School is to provide a safe, challenging, and positive learning environment where every student has the opportunity to learn. We prepare students for their future with first class academics, fine arts, athletics, facilities, and staff.

Our students have earned recognitions this year that include; Peachtree Conference championships in football, basketball, and volleyball, superior ratings in orchestra, chorus and band performances, regional first place art exhibits, multiple top placements at the state Beta Club Convention, first place in the state Knowledge Master Open, and a top 10 finish at the national quiz bowl championships.

Our Bearcat Family is very committed to helping our community also. We have partnered this year with the following programs to provide our students and staff a way to reach out and help those in need; Mobile Meals, Spartanburg Children's Shelter, Retired Service Dogs, Make a Wish Foundation, Relay for Life, MDA Walk, United Way, and Operation "Turkey Day" where we provided meals for our families and community.

The students, staff, parents, and community members work together as the Bearcat Family to prepare our students for their future while making a positive impact in our community. We are excited to see what our students will accomplish in their lives and in the communities they will support, and they will always be part of our Bearcat Family.

Ken Kiser - Principal
Julie Finley - SIC/PTO President

Comprehensive detail, including definitions of ratings, performance criteria, and explanations of status, is available on www.ed.sc.gov and www.eoc.sc.gov as well as school and school district websites.

Printed versions are available from school districts upon request.

Abbreviations Key

N/A Not Applicable N/AV Not Available N/C Not Collected N/R Not Reported I/S Insufficient Sample TBD To be determined

NI Newly Identified CSI Continuing School Improvement CA Corrective Action RP Plan to Restructure R Restructure DELAY School Improvement Status HOLD School Improvement Status