



SC Annual School Report Card Summary

WOODRUFF MIDDLE
Spartanburg 4
Grades: 6-8 Enrollment: 678
Principal: Denise D. Brown
Superintendent: W. Rallie Liston
Board Chair: Milton Smith

PERFORMANCE

Comprehensive detail, including definitions of ratings, performance criteria, and explanations of status, is available on www.ed.sc.gov and www.eoc.sc.gov as well as school and school district websites. Printed versions are available from school districts upon request.

YEAR	ABSOLUTE RATING	GROWTH RATING	PALMETTO GOLD AND SILVER AWARD		AYP STATUS	NCLB IMPROVEMENT STATUS
			General Performance	Closing the Gap		
2011	Average	Average	TBD	TBD	Not Met	N/A
2010	Average	Average	N/A	N/A	Not Met	N/A
2009	Average	Average	N/A	N/A	Not Met	NI

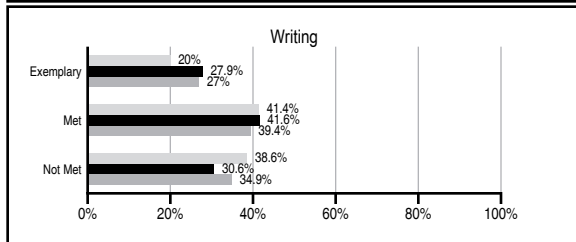
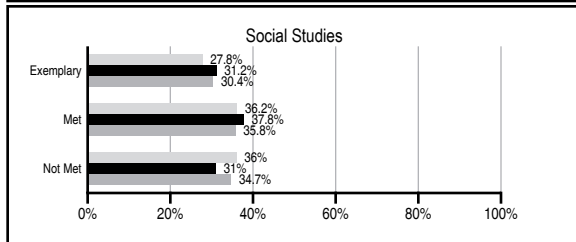
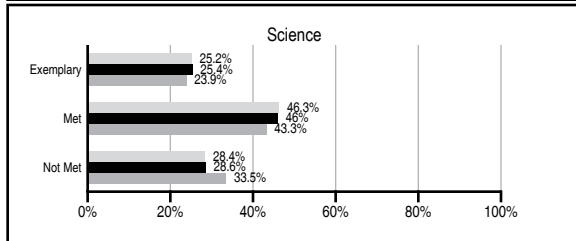
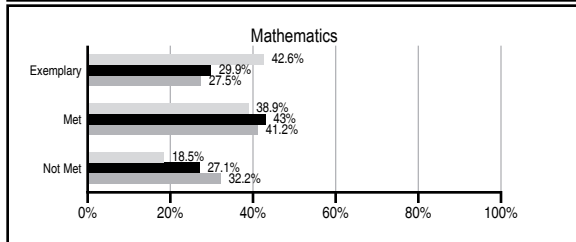
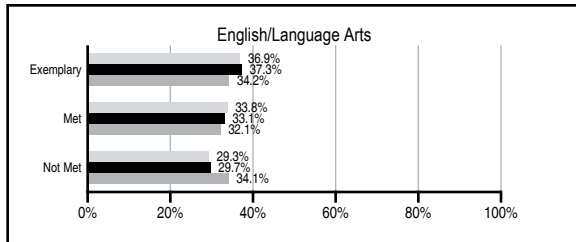
ABSOLUTE RATINGS OF MIDDLE SCHOOLS WITH STUDENTS LIKE OURS*

EXCELLENT	GOOD	AVERAGE	BELOW AVERAGE	AT-RISK
3	17	37	0	0

* Ratings are calculated with data available by 11/09/2011. Schools with Students Like Ours are Middle Schools with Poverty Indices of no more than 5% above or below the index for this school.

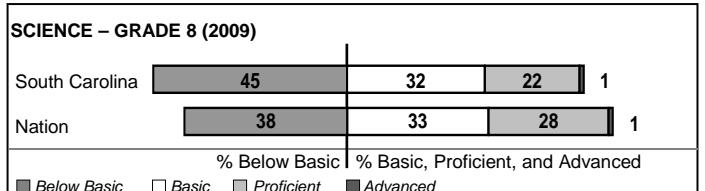
PASS PERFORMANCE

Our School Middle Schools with Students Like Ours Middle schools statewide



NAEP PERFORMANCE*

* Performance reported for SC and nation, data not available at school level. Percentages at NAEP Achievement Levels.



END OF COURSE TESTS - 2011

% of students scoring 70 or above on:	Our Middle School	Middle Schools with Students Like Ours
Algebra 1/Math for the Technologies 2	100.0	97.3
English 1	100.0	96.4
Biology 1/Applied Biology 2	N/A	87.5
Physical Science	94.3	78.4
US History and the Constitution	N/A	N/A
All Subjects	98.1	96.9

SC PERFORMANCE VISION

By 2020 all students will graduate with the knowledge and skills necessary to compete successfully in the global economy, participate in a democratic society and contribute positively as members of families and communities.

Abbreviations Key

N/A Not Applicable N/AV Not Available N/C Not Collected N/R Not Reported I/S Insufficient Sample TBD To be determined
 NI Newly Identified CSI Continuing School Improvement CA Corrective Action RP Plan to Restructure R Restructure DELAY School Improvement Status HOLD School Improvement Status

WOODRUFF MIDDLE [Spartanburg 4]

SCHOOL PROFILE

	Our School	Change from Last Year	Middle Schools with Students Like Ours	Median Middle School
Students (n=678)				
Students enrolled in high school credit courses (grades 7 & 8)	48.8%	Down from 51.9%	23.7%	24.5%
Retention rate	0.0%	No Change	0.7%	0.7%
Attendance rate	95.8%	Up from 95.6%	95.8%	95.9%
Served by gifted and talented program	14.0%	Up from 12.8%	20.6%	17.8%
With disabilities other than speech	8.9%	Up from 8.7%	10.3%	9.2%
Older than usual for grade	1.2%	No Change	1.5%	1.5%
Out-of-school suspensions or expulsions for violent and/or criminal offenses	1.3%	Up from 0.1%	0.6%	0.4%
Annual dropout rate	0.0%	No Change	0.0%	0.0%
Teachers (n=41)				
Teachers with advanced degrees	61.0%	No Change	61.3%	60.0%
Continuing contract teachers	97.6%	No Change	87.1%	82.6%
Teachers returning from previous year	95.0%	Up from 92.5%	87.5%	85.6%
Teacher attendance rate	94.5%	Down from 95.0%	95.5%	95.3%
Average teacher salary*	\$48,372	Up 0.3%	\$46,642	\$46,300
Classes not taught by highly qualified teachers	4.7%	Up from 2.0%	0.0%	1.2%
Professional development days/teacher	8.4 days	Down from 11.7 days	10.2 days	9.9 days
School				
Principal's years at school	13.0	Up from 12.0	4.0	4.0
Student-teacher ratio in core subjects	24.5 to 1	Down from 25.3 to 1	22.3 to 1	21.5 to 1
Prime instructional time	89.8%	Down from 90.2%	90.0%	90.1%
Opportunities in the arts	Excellent	No Change	Good	Good
SACS accreditation	Yes	No Change	Yes	Yes
Parents attending conferences	99.8%	Up from 99.1%	99.4%	98.1%
Character development program	Excellent	No Change	Good	Good
Dollars spent per pupil**	\$7,483	Up 4.7%	\$7,413	\$7,634
Percent of expenditures for instruction**	59.1%	Down from 59.4%	64.5%	64.0%
Percent of expenditures for teacher salaries**	54.7%	Down from 56.3%	62.6%	61.2%
% of AYP objectives met	87.0%	Down from 90.5%	81.0%	80.5%

* Length of contract = 185+ days.

** Prior year audited financial data available.

EVALUATION RESULTS

	Teachers	Students*	Parents*
Number of surveys returned	26	169	34
Percent satisfied with learning environment	92.3%	82.2%	91.2%
Percent satisfied with social and physical environment	100.0%	88.0%	88.2%
Percent satisfied with school-home relations	88.0%	86.2%	78.8%

*Only students at the highest middle school grade level at this school and their parents were included.

REPORT OF PRINCIPAL AND SCHOOL IMPROVEMENT COUNCIL

Welcome to Woodruff Middle School, where the best get better! is the phrase that greeted 700 students every morning as the student body gathered to begin each morning of the 2010-2011 school year. This guiding principle organized each day as students were challenged to follow directions, be prepared, make good choices, and do their best. Woodruff Middle School has a heart for the unique emotional, social and academic needs of a middle school student. This nurturing environment where students work within teams of teachers sets the stage for success. With strong support from the Woodruff community, parents, faculty and staff, Woodruff Middle School students improved from best to even better.

Academic awards were numerous as 105 students were inducted into the Junior Beta Club, and eighth graders posted a 100% passing rate on the Algebra I and English I End-of-Course exams. Sixteen students were recognized as Junior Scholars on the basis of outstanding PSAT scores. Fifty-four 7th grade students participated in the Duke TIP Program, five of these students earned special state recognition, and six achieved eligibility for the Duke Tip Summer Academy Program. 171 students were honored at the Academic Awards Ceremony for maintaining a yearly average of 93 or better. Fine art accomplishments included an "Excellent" rating for the Chorus at the Carowinds Festival. Twenty WMS students participated in the high school band. Two students were named to All State Band. Drama students staged performances of Once Upon a Concert in the Activity Center and for the student body. Nine students had art works selected for display at the Spartanburg Chapman Cultural Center during Youth Art Month. Eighty-seven art students had artistic work displayed in the community and county.

In athletics, 32 students received Edward Jones' Athlete of the Week recognition. During fall and winter sports, 72 students were named All Academic, and 14 athletes were named All Conference. 308 students participated in middle school sports with another 125 participating in junior varsity and varsity teams.

School activities and events included extended-day Academic Focus groups and approximately 300 students selected as "Student of the Month" by teachers. Eighth graders continued the annual event, "Cubs Go to College," and toured area college campuses. A Media Center program, Real Men Read, invited guest speakers from area government and businesses to encourage student reading. Additionally, Woodruff Middle School students raised funds for cancer research in the local Relay for Life event. Our students made contributions to Helping Hands Ministry as well as contributing to the special needs of some of our faculty and students. Each month, our Student Council assisted Woodruff Primary School students with reading and writing activities.

Woodruff Middle School is committed to serving the needs of our community and its students by educating them academically, socially and through extracurricular activities. In this school climate of high expectations-coupled with a caring, supportive staff- students lived up to the motto: Welcome to Woodruff Middle School, where the best get better!

Denise D. Brown, Principal

Comprehensive detail, including definitions of ratings, performance criteria, and explanations of status, is available on www.ed.sc.gov and www.eoc.sc.gov as well as school and school district websites.

Printed versions are available from school districts upon request.

Abbreviations Key

N/A Not Applicable N/AV Not Available N/C Not Collected N/R Not Reported I/S Insufficient Sample TBD To be determined

NI Newly Identified CSI Continuing School Improvement CA Corrective Action RP Plan to Restructure R Restructure DELAY School Improvement Status HOLD School Improvement Status