



SC Annual School Report Card Summary

CHESNEE MIDDLE
Spartanburg 2
Grades: 6-8 Enrollment: 478
Principal: Dale R. Campbell
Superintendent: Dr. Scott J. Mercer
Board Chair: Connie Smith

PERFORMANCE

Comprehensive detail, including definitions of ratings, performance criteria, and explanations of status, is available on www.ed.sc.gov and www.eoc.sc.gov as well as school and school district websites. Printed versions are available from school districts upon request.

YEAR	ABSOLUTE RATING	GROWTH RATING	PALMETTO GOLD AND SILVER AWARD		AYP STATUS	NCLB IMPROVEMENT STATUS
			General Performance	Closing the Gap		
2011	Good	Excellent	TBD	TBD	Met	N/A
2010	Average	Good	Silver	Silver	Not Met	N/A
2009	Average	Average	N/A	N/A	Not Met	N/A

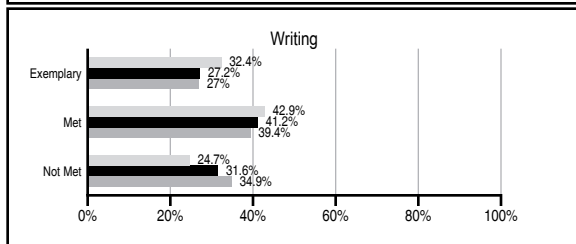
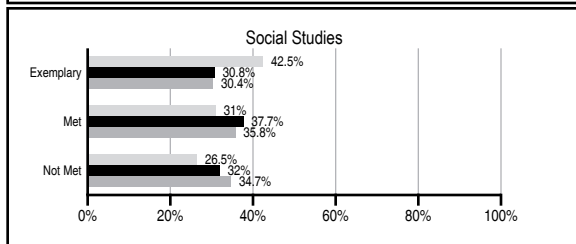
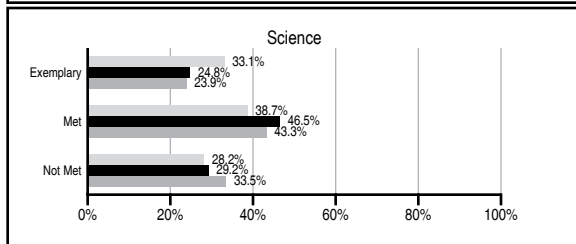
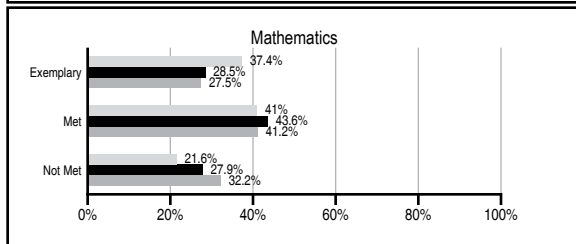
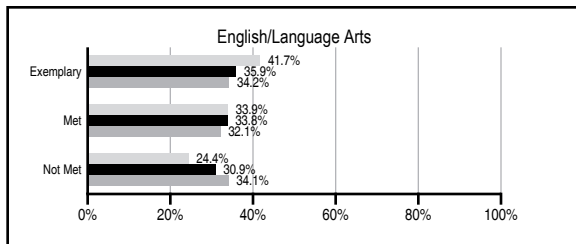
ABSOLUTE RATINGS OF MIDDLE SCHOOLS WITH STUDENTS LIKE OURS*

EXCELLENT	GOOD	AVERAGE	BELOW AVERAGE	AT-RISK
4	13	43	2	0

* Ratings are calculated with data available by 11/09/2011. Schools with Students Like Ours are Middle Schools with Poverty Indices of no more than 5% above or below the index for this school.

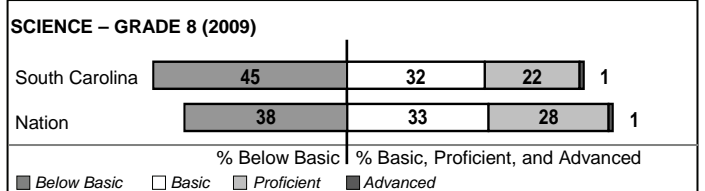

PASS PERFORMANCE

Our School
 Middle Schools with Students Like Ours
 Middle schools statewide



NAEP PERFORMANCE*

* Performance reported for SC and nation, data not available at school level. Percentages at NAEP Achievement Levels.



END OF COURSE TESTS - 2011

% of students scoring 70 or above on:	Our Middle School	Middle Schools with Students Like Ours
Algebra 1/Math for the Technologies 2	100.0	97.0
English 1	100.0	95.7
Biology 1/Applied Biology 2	N/A	86.3
Physical Science	N/A	98.4
US History and the Constitution	N/A	N/A
All Subjects	100.0	96.7

SC PERFORMANCE VISION

By 2020 all students will graduate with the knowledge and skills necessary to compete successfully in the global economy, participate in a democratic society and contribute positively as members of families and communities.

Abbreviations Key

N/A Not Applicable N/AV Not Available N/C Not Collected N/R Not Reported I/S Insufficient Sample TBD To be determined
 NI Newly Identified CSI Continuing School Improvement CA Corrective Action RP Plan to Restructure R Restructure DELAY School Improvement Status HOLD School Improvement Status

CHESNEE MIDDLE [Spartanburg 2]

SCHOOL PROFILE

	Our School	Change from Last Year	Middle Schools with Students Like Ours	Median Middle School
Students (n=478)				
Students enrolled in high school credit courses (grades 7 & 8)	7.0%	Down from 8.4%	23.7%	24.5%
Retention rate	0.6%	Down from 1.4%	0.9%	0.7%
Attendance rate	95.2%	Down from 95.6%	95.6%	95.9%
Served by gifted and talented program	18.7%	Up from 14.8%	19.5%	17.8%
With disabilities other than speech	11.8%	Down from 13.8%	10.4%	9.2%
Older than usual for grade	0.0%	Down from 0.8%	1.9%	1.5%
Out-of-school suspensions or expulsions for violent and/or criminal offenses	0.4%	No Change	0.5%	0.4%
Annual dropout rate	0.0%	No Change	0.0%	0.0%
Teachers (n=31)				
Teachers with advanced degrees	71.0%	Up from 64.9%	61.2%	60.0%
Continuing contract teachers	87.1%	Up from 70.3%	87.5%	82.6%
Teachers returning from previous year	92.6%	Down from 94.1%	86.4%	85.6%
Teacher attendance rate	98.1%	Up from 94.8%	94.9%	95.3%
Average teacher salary*	\$50,223	Down 4.2%	\$46,544	\$46,300
Classes not taught by highly qualified teachers	0.0%	No Change	0.0%	1.2%
Professional development days/teacher	10.2 days	Up from 9.2 days	9.2 days	9.9 days
School				
Principal's years at school	8.0	Up from 7.0	4.0	4.0
Student-teacher ratio in core subjects	19.5 to 1	Down from 19.7 to 1	21.5 to 1	21.5 to 1
Prime instructional time	91.1%	Up from 88.9%	89.7%	90.1%
Opportunities in the arts	Good	No Change	Good	Good
SACS accreditation	Yes	No Change	Yes	Yes
Parents attending conferences	88.2%	Up from 83.5%	97.5%	98.1%
Character development program	Excellent	No Change	Good	Good
Dollars spent per pupil**	\$8,714	Up 10.1%	\$7,486	\$7,634
Percent of expenditures for instruction**	61.6%	Down from 64.2%	64.4%	64.0%
Percent of expenditures for teacher salaries**	57.9%	Down from 61.8%	62.3%	61.2%
% of AYP objectives met	100.0%	Up from 90.5%	81.0%	80.5%

* Length of contract = 185+ days.

** Prior year audited financial data available.

EVALUATION RESULTS

	Teachers	Students*	Parents*
Number of surveys returned	26	165	115
Percent satisfied with learning environment	100.0%	80.6%	85.1%
Percent satisfied with social and physical environment	100.0%	85.9%	78.1%
Percent satisfied with school-home relations	88.5%	90.7%	69.9%

*Only students at the highest middle school grade level at this school and their parents were included.

REPORT OF PRINCIPAL AND SCHOOL IMPROVEMENT COUNCIL

During the 2010-2011 school year, Chesnee Middle School continued in the tradition of being exceptional in academics for students and their teachers. Two teachers earned National Board Certification which brings our school's total to twelve. We had one of our teachers to win the "Golden Apple" award from WYFF Channel 4. She was nominated by one of her students who had to write an essay as to why she deserved the award. Eighty-seven students were in the Beta Club. Over two hundred and fifty students were honored as STAR students. Nine eighth grade students qualified as Junior Scholars. Ten seventh grade students participated in the Duke University Talent Identification Project. Five Duke Scholars were recognized at the state level. Chesnee Middle School received Silver Palmetto Achievement Awards for overall performance and also for closing the achievement gap. Students and staff published a newsletter, The Aerie, and a variety of other indigenous publications. CMS also participated in the Accelerated Reader Program, and the Spelling Bee.

Chesnee Middle School shines with athletic achievements. Students enjoyed playing for the Fighting Eagles' football and basketball teams. The football team was the undefeated conference champions. Many of our students participate on the golf team, wrestling team, track team, softball and baseball teams at Chesnee High School.

Our students are artistic as well as intelligent. A record number of students auditioned for Region Band and we had two students to make the group. Ten students were selected to participate in the Limestone Honor Band. All of the students who participated in the Solo and Ensemble Festival received superior ratings. The orchestra students won their ninth consecutive Superior rating at the SCMEA Concert Festival. Our art students' projects were displayed at the Piedmont Interstate Fair and at an in-house show. Sixth grade students entertained local day care facilities and elementary school students by acting like famous characters in children's novels in "Characters Alive."

As part of our Character Education Program, the students of Chesnee Middle School participated in many charitable activities. Our school collected over twelve hundred dollars for the March of Dimes, fifty-one hundred for Relay for Life, and twenty-eight hundred for "Pennies for Patients". We also donated over two thousand cans of food for the Chesnee area food bank during the Thanksgiving Holiday. As a demonstration of our students' patriotism we participated in the "Stuff a Soldier's Stocking" and gave all of our donations to Blue Star Mothers. As part of our Veteran's Day program we had a breakfast to honor our veterans and their families. Faculty and staff also provided Christmas gifts for needy families in the Chesnee area.

Chesnee Middle School is proud of the accomplishments of our school family. The community and school amalgamate to inspire our young people to reach for excellence. We teach our students the importance of academic success, as well as the necessity of good citizenship to prepare them to build an even greater America.

Dale Campbell, Principal
Laura Wyatt, SIC Chairman

Comprehensive detail, including definitions of ratings, performance criteria, and explanations of status, is available on www.ed.sc.gov and www.eoc.sc.gov as well as school and school district websites.

Printed versions are available from school districts upon request.

Abbreviations Key

N/A Not Applicable N/AV Not Available N/C Not Collected N/R Not Reported I/S Insufficient Sample TBD To be determined

NI Newly Identified CSI Continuing School Improvement CA Corrective Action RP Plan to Restructure R Restructure DELAY School Improvement Status HOLD School Improvement Status