



SC Annual School Report Card Summary

CAMPOBELLO-GRAMLING SCHOOL
Spartanburg 1
Grades: PK-8 Enrollment: 699
Principal: John Hodge
Superintendent: Dr. Ronald W. Garner
Board Chair: Mr. Mark Rollins

PERFORMANCE

Comprehensive detail, including definitions of ratings, performance criteria, and explanations of status, is available on www.ed.sc.gov and www.eoc.sc.gov as well as school and school district websites. Printed versions are available from school districts upon request.

YEAR	ABSOLUTE RATING	GROWTH RATING	PALMETTO GOLD AND SILVER AWARD		AYP STATUS	NCLB IMPROVEMENT STATUS
			General Performance	Closing the Gap		
2011	Excellent	Excellent	TBD	TBD	Not Met	N/A
2010	Good	Good	Silver	N/A	Not Met	N/A
2009	Good	Good	Silver	N/A	Not Met	N/A

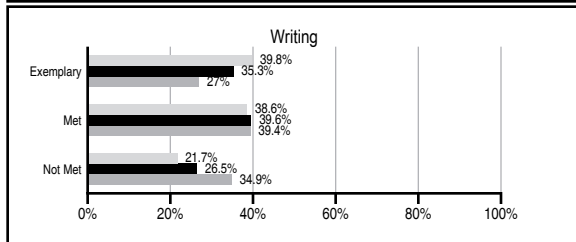
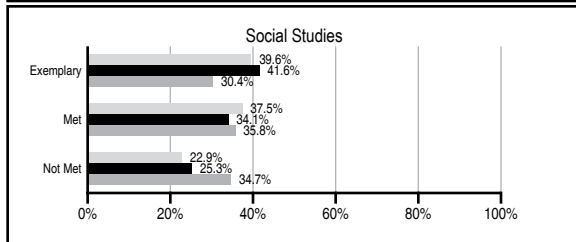
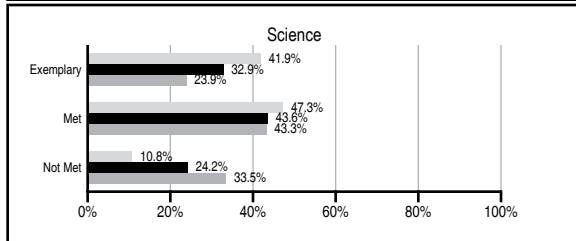
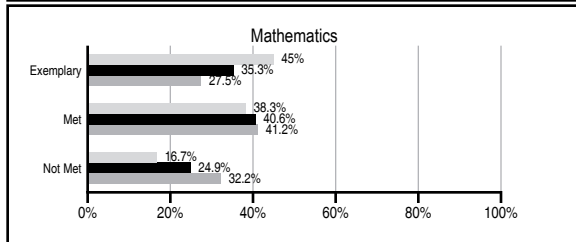
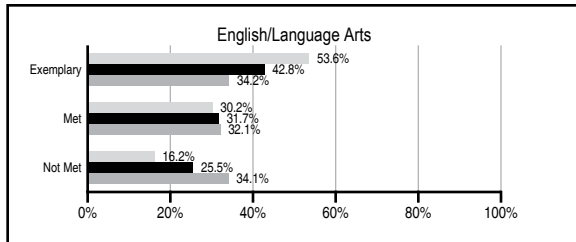
ABSOLUTE RATINGS OF MIDDLE SCHOOLS WITH STUDENTS LIKE OURS*

EXCELLENT	GOOD	AVERAGE	BELOW AVERAGE	AT-RISK
11	22	7	1	1

* Ratings are calculated with data available by 11/09/2011. Schools with Students Like Ours are Middle Schools with Poverty Indices of no more than 5% above or below the index for this school.

PASS PERFORMANCE

Our School Middle Schools with Students Like Ours Middle schools statewide



NAEP PERFORMANCE*

* Performance reported for SC and nation, data not available at school level. Percentages at NAEP Achievement Levels.



END OF COURSE TESTS - 2011

% of students scoring 70 or above on:	Our Middle School	Middle Schools with Students Like Ours
Algebra 1/Math for the Technologies 2	100.0	97.4
English 1	N/A	95.0
Biology 1/Applied Biology 2	N/A	94.8
Physical Science	N/A	19.1
US History and the Constitution	N/A	100
All Subjects	100.0	94.8

SC PERFORMANCE VISION

By 2020 all students will graduate with the knowledge and skills necessary to compete successfully in the global economy, participate in a democratic society and contribute positively as members of families and communities.

Abbreviations Key

N/A Not Applicable N/AV Not Available N/C Not Collected N/R Not Reported I/S Insufficient Sample TBD To be determined
 NI Newly Identified CSI Continuing School Improvement CA Corrective Action RP Plan to Restructure R Restructure DELAY School Improvement Status HOLD School Improvement Status

CAMPOBELLO-GRAMLING SCHOOL [Spartanburg 1]

SCHOOL PROFILE

	Our School	Change from Last Year	Middle Schools with Students Like Ours	Median Middle School
Students (n=699)				
Students enrolled in high school credit courses (grades 7 & 8)	29.7%	Up from 17.1%	31.2%	24.5%
Retention rate	0.0%	Down from 0.1%	0.5%	0.7%
Attendance rate	95.9%	Down from 96.1%	96.2%	95.9%
Served by gifted and talented program	20.1%	Up from 19.7%	24.4%	17.8%
With disabilities other than speech	4.8%	Down from 6.8%	8.1%	9.2%
Older than usual for grade	0.0%	Down from 0.2%	1.0%	1.5%
Out-of-school suspensions or expulsions for violent and/or criminal offenses	0.0%	Down from 0.1%	0.5%	0.4%
Annual dropout rate	0.0%	No Change	0.0%	0.0%
Teachers (n=48)				
Teachers with advanced degrees	85.4%	Up from 75.5%	59.8%	60.0%
Continuing contract teachers	95.8%	Up from 89.8%	82.3%	82.6%
Teachers returning from previous year	94.1%	Up from 92.5%	87.7%	85.6%
Teacher attendance rate	95.5%	Down from 96.0%	95.4%	95.3%
Average teacher salary*	\$49,814	Up 0.1%	\$46,794	\$46,300
Classes not taught by highly qualified teachers	0.0%	No Change	1.3%	1.2%
Professional development days/teacher	14.6 days	No Change	10.0 days	9.9 days
School				
Principal's years at school	5.0	Up from 4.0	5.0	4.0
Student-teacher ratio in core subjects	18.5 to 1	No Change	23.4 to 1	21.5 to 1
Prime instructional time	91.0%	Down from 91.7%	90.3%	90.1%
Opportunities in the arts	Good	No Change	Excellent	Good
SACS accreditation	Yes	No Change	Yes	Yes
Parents attending conferences	95.8%	Down from 100.0%	99.2%	98.1%
Character development program	Good	No Change	Good	Good
Dollars spent per pupil**	\$7,143	Down 0.8%	\$6,969	\$7,634
Percent of expenditures for instruction**	71.8%	Up from 70.7%	64.8%	64.0%
Percent of expenditures for teacher salaries**	70.6%	Up from 69.4%	62.9%	61.2%
% of AYP objectives met	88.2%	No Change	85.3%	80.5%

* Length of contract = 185+ days.

** Prior year audited financial data available.

EVALUATION RESULTS

	Teachers	Students*	Parents*
Number of surveys returned	49	160	95
Percent satisfied with learning environment	93.9%	94.3%	96.8%
Percent satisfied with social and physical environment	100.0%	91.2%	94.7%
Percent satisfied with school-home relations	95.9%	95.0%	94.6%

*Only students at the highest middle school grade level at this school and their parents were included.

REPORT OF PRINCIPAL AND SCHOOL IMPROVEMENT COUNCIL

Campobello Gramling School completed the 2010-2011 school year with many accomplishments. Academically, seventeen students were recognized as South Carolina Junior Scholars, and three seventh graders were named Duke Tip Scholars. Campobello Gramling School also had five students selected to attend the Scholars Academy program at the University of South Carolina Upstate for the 2011-2012 school year. In addition, one hundred percent of the 8th grade Algebra I class passed the End of Course testing. Campobello Gramling School also received the Palmetto Silver Award for our absolute scores in PASS testing.

Campobello Gramling School's related arts classes continue to offer award-winning programs. In 7th and 8th grades, our band students participated in seven events in the Solo & Ensemble Festival in May. Seven students received "Excellent" ratings and eleven students received "Superior" ratings. Our chorus participated with Landrum Middle School at the Carowinds Choral Festival and received an "Excellent" rating. Campobello Gramling School is proud of our students and our programs.

The faculty and staff of Campobello Gramling School seek to support charitable causes and encourages our students to do the same. This year CGS raised money for Jump Rope for Heart (\$2700) and Relay for Life (\$5300), and collected more than 8000 canned goods for those in need. This year the faculty, staff and students of CGS raised over \$8000 for charities. This is a compliment to our school community.

An area of special emphasis this year is to continue our efforts to implement our school (SACS) goals. The schools goals continue to be: Improving School Communication, Improving Student Achievement for All Students, and Enhancing Staff Development to Improve Instructional Effectiveness. We meet monthly to discuss, revise, design, and implement strategies to address these goals. It is our continued commitment to do so for the success of our students and Campobello Gramling School.

Sincerely,
John M. Hodge, Principal
Laurie Whitaker, SIC Chair

Comprehensive detail, including definitions of ratings, performance criteria, and explanations of status, is available on www.ed.sc.gov and www.eoc.sc.gov as well as school and school district websites.

Printed versions are available from school districts upon request.

Abbreviations Key

N/A Not Applicable N/AV Not Available N/C Not Collected N/R Not Reported I/S Insufficient Sample TBD To be determined
NI Newly Identified CSI Continuing School Improvement CA Corrective Action RP Plan to Restructure R Restructure DELAY School Improvement Status HOLD School Improvement Status