

# SC Annual School Report Card Summary

**BLYTHEWOOD MIDDLE**  
**Richland 2**  
**Grades: 6-8** Enrollment: 1,098  
**Principal: Brenda B. Hafner**  
**Superintendent: Katie Brochu, Ed.D.**  
**Board Chair: Stephanie Burgess, Ph.D.**

## PERFORMANCE

Comprehensive detail, including definitions of ratings, performance criteria, and explanations of status, is available on [www.ed.sc.gov](http://www.ed.sc.gov) and [www.eoc.sc.gov](http://www.eoc.sc.gov) as well as school and school district websites. Printed versions are available from school districts upon request.

YEAR	ABSOLUTE RATING	GROWTH RATING	PALMETTO GOLD AND SILVER AWARD		AYP STATUS	NCLB IMPROVEMENT STATUS
			General Performance	Closing the Gap		
2011	Excellent	Excellent	TBD	TBD	Not Met	N/A
2010	Excellent	Good	Gold	N/A	Not Met	N/A
2009	Good	Good	Silver	N/A	Not Met	N/A

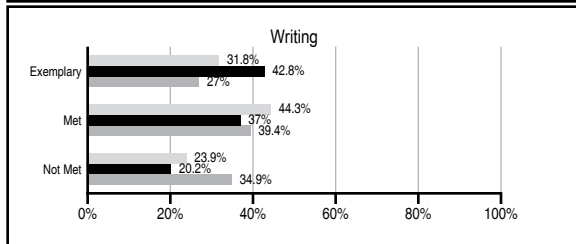
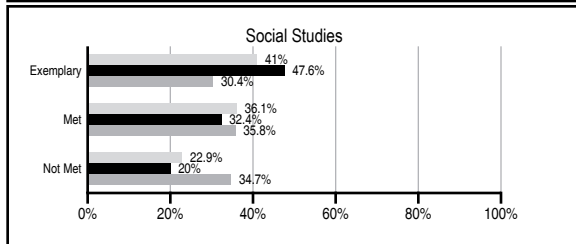
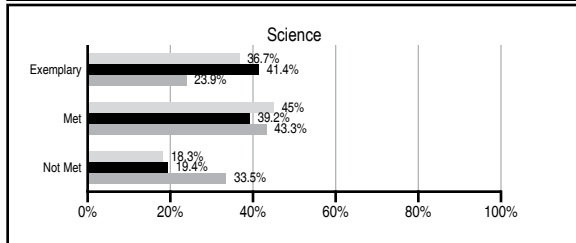
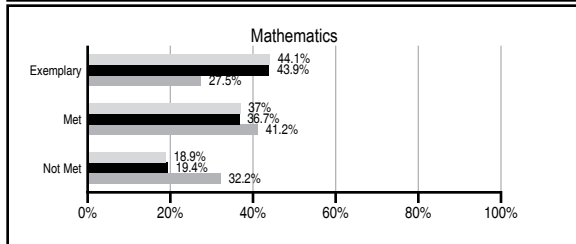
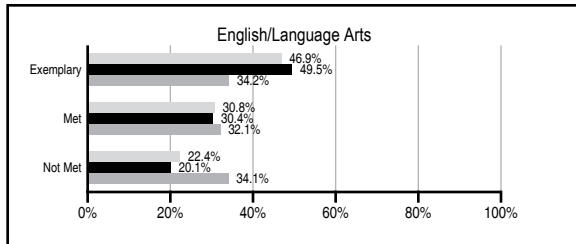
## ABSOLUTE RATINGS OF MIDDLE SCHOOLS WITH STUDENTS LIKE OURS\*

EXCELLENT	GOOD	AVERAGE	BELOW AVERAGE	AT-RISK
8	1	0	0	0

\* Ratings are calculated with data available by 11/09/2011. Schools with Students Like Ours are Middle Schools with Poverty Indices of no more than 5% above or below the index for this school.

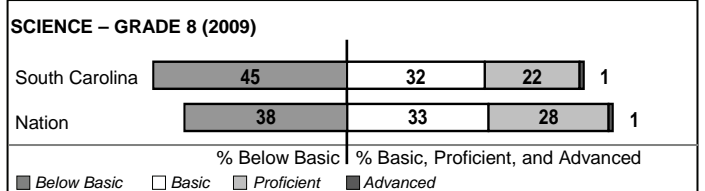
## PASS PERFORMANCE

Our School Middle Schools with Students Like Ours Middle schools statewide



## NAEP PERFORMANCE\*

\* Performance reported for SC and nation, data not available at school level. Percentages at NAEP Achievement Levels.



## END OF COURSE TESTS - 2011

% of students scoring 70 or above on:	Our Middle School	Middle Schools with Students Like Ours
Algebra 1/Math for the Technologies 2	100.0	99.1
English 1	N/A	99.1
Biology 1/Applied Biology 2	N/A	N/A
Physical Science	N/A	100.0
US History and the Constitution	N/A	N/A
All Subjects	100.0	99.2

## SC PERFORMANCE VISION

*By 2020 all students will graduate with the knowledge and skills necessary to compete successfully in the global economy, participate in a democratic society and contribute positively as members of families and communities.*

### Abbreviations Key

N/A Not Applicable N/AV Not Available N/C Not Collected N/R Not Reported I/S Insufficient Sample TBD To be determined  
 NI Newly Identified CSI Continuing School Improvement CA Corrective Action RP Plan to Restructure R Restructure DELAY School Improvement Status HOLD School Improvement Status

# BLYTHEWOOD MIDDLE [Richland 2]

## SCHOOL PROFILE

	Our School	Change from Last Year	Middle Schools with Students Like Ours	Median Middle School
<b>Students (n=1,098)</b>				
Students enrolled in high school credit courses (grades 7 & 8)	72.5%	Down from 75.0%	49.1%	24.5%
Retention rate	0.4%	Down from 0.7%	0.4%	0.7%
Attendance rate	97.5%	Up from 96.7%	96.3%	95.9%
Served by gifted and talented program	22.5%	Up from 22.4%	30.3%	17.8%
With disabilities other than speech	8.1%	Down from 10.2%	8.1%	9.2%
Older than usual for grade	0.9%	Down from 1.2%	0.8%	1.5%
Out-of-school suspensions or expulsions for violent and/or criminal offenses	0.3%	Down from 0.7%	0.8%	0.4%
Annual dropout rate	0.0%	No Change	0.0%	0.0%
<b>Teachers (n=65)</b>				
Teachers with advanced degrees	73.8%	Down from 75.4%	66.7%	60.0%
Continuing contract teachers	84.6%	Up from 75.4%	88.2%	82.6%
Teachers returning from previous year	92.8%	Up from 86.5%	86.7%	85.6%
Teacher attendance rate	92.8%	Down from 95.6%	95.1%	95.3%
Average teacher salary*	\$50,170	Down 0.5%	\$48,243	\$46,300
Classes not taught by highly qualified teachers	0.0%	Down from 4.6%	1.9%	1.2%
Professional development days/teacher	9.5 days	Down from 11.2 days	7.9 days	9.9 days
<b>School</b>				
Principal's years at school	2.0	Up from 1.0	3.0	4.0
Student-teacher ratio in core subjects	24.2 to 1	Up from 23.0 to 1	24.2 to 1	21.5 to 1
Prime instructional time	89.6%	Down from 91.0%	90.6%	90.1%
Opportunities in the arts	Good	No Change	Good	Good
SACS accreditation	Yes	No Change	Yes	Yes
Parents attending conferences	78.9%	Up from 78.7%	90.9%	98.1%
Character development program	Excellent	No Change	Good	Good
Dollars spent per pupil**	\$6,726	Down 4.4%	\$6,726	\$7,634
Percent of expenditures for instruction**	69.9%	Up from 67.2%	62.7%	64.0%
Percent of expenditures for teacher salaries**	63.9%	Down from 64.5%	61.7%	61.2%
% of AYP objectives met	76.2%	Down from 90.5%	89.5%	80.5%

\* Length of contract = 185+ days.

\*\* Prior year audited financial data available.

## EVALUATION RESULTS

	Teachers	Students*	Parents*
Number of surveys returned	57	331	204
Percent satisfied with learning environment	98.2%	81.2%	88.3%
Percent satisfied with social and physical environment	100.0%	83.0%	83.9%
Percent satisfied with school-home relations	98.2%	86.4%	84.0%

\*Only students at the highest middle school grade level at this school and their parents were included.

## REPORT OF PRINCIPAL AND SCHOOL IMPROVEMENT COUNCIL

Blythewood Middle School, with the support of families and the community, promises each student a quality education through a unique and challenging curriculum in a safe, nurturing environment by instilling the desire to learn and by providing tools to excel and guidance to become a productive, responsible, self-reliant citizen.

During this past school year, the tradition of excellence that has been established at Blythewood Middle School continues. This year, we were honored as a Palmetto Gold Award winner. Blythewood Middle School also had a teacher named as the District Teacher of the Year for the schoolyear 2011-2012. Our students continued to excel at local, state and national competitions. They also sustained our practice of giving back to the community through various service projects. Students donated thousands of dollars to worthy causes that ranged from Japan relief to local projects for families in need such as, Harvest Hope Food Bank, Relay for Life, and the Muscular Dystrophy Association to name a few.

If you have any questions, please contact Brenda Hafner, Principal or Gary Alexander, School Improvement Council Chair. Both individuals may be contacted through the school's main number at 691-6850.

Brenda Hafner  
Principal  
Blythewood Middle School  
2351 Longtown Road East  
Blythewood, S.C. 29016  
803-691-6850  
Fax 803-691-6860  
bhafner@richland2.org

Comprehensive detail, including definitions of ratings, performance criteria, and explanations of status, is available on [www.ed.sc.gov](http://www.ed.sc.gov) and [www.eoc.sc.gov](http://www.eoc.sc.gov) as well as school and school district websites.

Printed versions are available from school districts upon request.

### Abbreviations Key

N/A Not Applicable N/AV Not Available N/C Not Collected N/R Not Reported I/S Insufficient Sample TBD To be determined  
NI Newly Identified CSI Continuing School Improvement CA Corrective Action RP Plan to Restructure R Restructure DELAY School Improvement Status HOLD School Improvement Status