

SC Annual School Report Card Summary

RICHLAND NORTHEAST HIGH
Richland 2
Grades: 7-12 Enrollment: 1,517
Principal: Ralph Schmidt
Superintendent: Katie Brochu, Ed.D.
Board Chair: Stephanie Burgess, Ph.D.

PERFORMANCE

Comprehensive detail, including definitions of ratings, performance criteria, and explanations of status, is available on www.ed.sc.gov and www.eoc.sc.gov as well as school and school district websites. Printed versions are available from school districts upon request.

YEAR	ABSOLUTE RATING	GROWTH RATING	PALMETTO GOLD AND SILVER AWARD		AYP STATUS	NCLB IMPROVEMENT STATUS
			General Performance	Closing the Gap		
2011	At-Risk	At-Risk	TBD	TBD	Not Met	N/A
2010	At-Risk	Below Average	N/A	N/A	Not Met	N/A
2009	Average	Average	N/A	N/A	Not Met	N/A

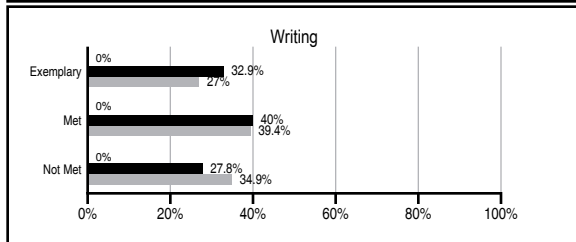
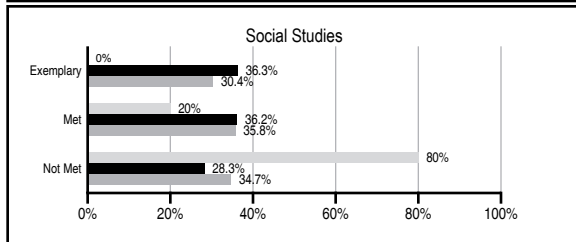
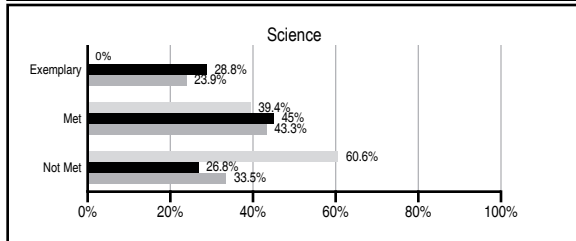
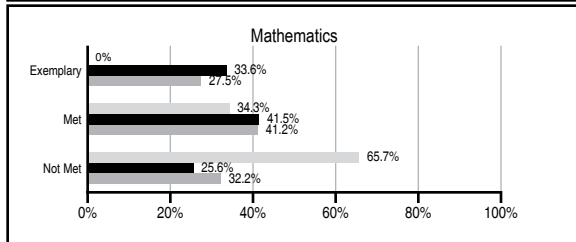
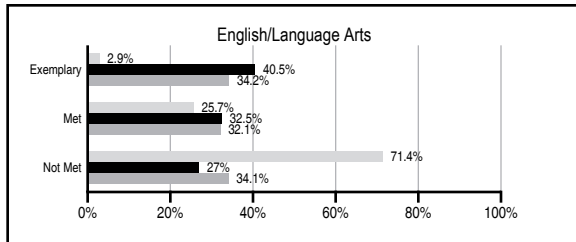
ABSOLUTE RATINGS OF MIDDLE SCHOOLS WITH STUDENTS LIKE OURS*

EXCELLENT	GOOD	AVERAGE	BELOW AVERAGE	AT-RISK
7	21	18	0	1

* Ratings are calculated with data available by 11/07/2011. Schools with Students Like Ours are Middle Schools with Poverty Indices of no more than 5% above or below the index for this school.

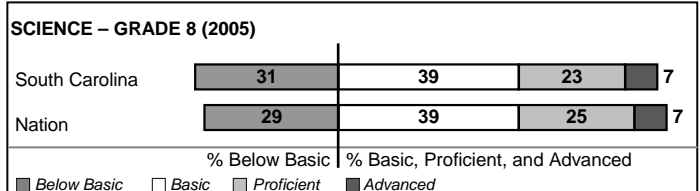


PASS PERFORMANCE

Our School
 Middle Schools with Students Like Ours
 Middle schools statewide



NAEP PERFORMANCE*

* Performance reported for SC and nation, data not available at school level. Percentages at NAEP Achievement Levels.



END OF COURSE TESTS - 2011

% of students scoring 70 or above on:	Our Middle School	Middle Schools with Students Like Ours
Algebra 1/Math for the Technologies 2	N/A	98.3
English 1	55.6	93.1
Biology 1/Applied Biology 2	N/A	N/A
Physical Science	11.1	18.3
US History and the Constitution	N/A	N/A
All Subjects	33.3	96.0

SC PERFORMANCE VISION

By 2020 all students will graduate with the knowledge and skills necessary to compete successfully in the global economy, participate in a democratic society and contribute positively as members of families and communities.

Abbreviations Key

N/A Not Applicable N/AV Not Available N/C Not Collected N/R Not Reported I/S Insufficient Sample TBD To be determined
 NI Newly Identified CSI Continuing School Improvement CA Corrective Action RP Plan to Restructure R Restructure DELAY School Improvement Status HOLD School Improvement Status

RICHLAND NORTHEAST HIGH [Richland 2]

SCHOOL PROFILE

	Our School	Change from Last Year	Middle Schools with Students Like Ours	Median Middle School
Students (n=1,517)				
Students enrolled in high school credit courses (grades 7 & 8)	0.0%	No Change	31.3%	24.5%
Retention rate	5.4%	Down from 6.0%	0.8%	0.7%
Attendance rate	95.7%	Down from 97.2%	96.1%	95.9%
Served by gifted and talented program	14.5%	Down from 16.3%	21.3%	17.8%
With disabilities other than speech	9.5%	No Change	8.8%	9.2%
Older than usual for grade	8.3%	Down from 9.7%	1.0%	1.5%
Out-of-school suspensions or expulsions for violent and/or criminal offenses	2.6%	Down from 2.9%	0.4%	0.4%
Annual dropout rate	0.0%	No Change	0.0%	0.0%
Teachers (n=107)				
Teachers with advanced degrees	75.7%	Up from 75.0%	60.9%	60.0%
Continuing contract teachers	75.7%	Up from 63.0%	83.7%	82.6%
Teachers returning from previous year	85.6%	Down from 86.8%	86.9%	85.6%
Teacher attendance rate	95.5%	Down from 96.4%	95.5%	95.3%
Average teacher salary*	\$52,067	Down 2.4%	\$46,513	\$46,300
Classes not taught by highly qualified teachers	1.4%	Up from 0.6%	0.0%	1.2%
Professional development days/teacher	11.1 days	Up from 10.2 days	10.3 days	9.9 days
School				
Principal's years at school	11.0	Up from 10.0	4.5	4.0
Student-teacher ratio in core subjects	25.9 to 1	Up from 21.4 to 1	23.4 to 1	21.5 to 1
Prime instructional time	90.7%	Down from 92.7%	90.5%	90.2%
Opportunities in the arts	Excellent	No Change	Good	Good
SACS accreditation	Yes	No Change	Yes	Yes
Parents attending conferences	92.9%	Up from 91.0%	99.5%	98.1%
Character development program	Excellent	No Change	Good	Good
Dollars spent per pupil**	\$10,004	Up 2.3%	\$7,213	\$7,634
Percent of expenditures for instruction**	64.8%	Up from 64.6%	64.5%	64.0%
Percent of expenditures for teacher salaries**	62.5%	Up from 60.2%	61.8%	61.2%
% of AYP objectives met	47.4%	Down from 58.8%	81.0%	80.5%

* Length of contract = 185+ days.

** Prior year audited financial data available.

EVALUATION RESULTS

	Teachers	Students*	Parents*
Number of surveys returned	N/A	N/A	N/A
Percent satisfied with learning environment	N/A	N/A	N/A
Percent satisfied with social and physical environment	N/A	N/A	N/A
Percent satisfied with school-home relations	N/A	N/A	N/A

*Only students at the highest middle school grade level at this school and their parents were included.

REPORT OF PRINCIPAL AND SCHOOL IMPROVEMENT COUNCIL

Each year, we at Richland Northeast High School welcome the perspective that the State of South Carolina Report Card offers on our progress and our statistical standing among other high schools in the state. Our administration, faculty, and School Improvement Council work hard to help our students reach the markers set for them. We also understand that reaching those markers is only one indication of a quality education, and for that reason we continue to stretch ourselves beyond what is expected. This has been a year of significant changes, both in an expansion of our educational environment and refurbishing of our physical one.

This year we became an International Baccalaureate Candidate School as part of Richland School District Two's IB Continuum. Designated teachers have spent much of the year revamping our curricula to bring them in line with IB standards, with the goal of implementing IB-level coursework in 2011 – 12. As such, we join more than 3,260 schools in 140 countries (more than 945,000 students worldwide). We expect the effect of the IB Programme to be profound, significantly boosting academic achievement throughout the school as we work to meet the program's rigorous standards. We will grant our first IB Diplomas to the Class of 2014.

In addition, we are progressing through a campus wide refurbishment that began in summer 2010. The grant-funded initiative will bring our thirty-three-year-old campus up to date, increasing instructional space and upgrading current facilities as needed.

We continue to accrue honors and awards at the national and regional level. The Magnet Schools of America Association named our lead Convergence Media teacher, Lynn Washington, its 2011 Magnet Teacher of the Year; Ralph Schmidt was one of eight finalists for the Magnet Principal of the Year award. The South Carolina Theatre Association gave Palmetto Center for the Arts Theatre teacher Donna Wilson its Lifetime Service Award.

RNE had five 2011 National Achievement Scholarship Semifinalists and three winners, along with a National Merit Scholarship winner and a finalist for the U.S. Presidential Scholarship. Our Model UN Team took first place for the twentieth time (out of twenty-two years) at the National Model UN competition. Our Student Government won three top awards from the South Carolina Association of Student Councils, and our Theatre Department was once again invited to represent the U.S. at Scotland's Edinburgh Fringe Festival, the fifth time in the past decade. Our NJROTC again competed in the NJROTC Nationals, one of only two teams statewide to qualify. This is just a taste of the year's achievements.

We continue to stress community service, again adopting dozens of families for Families Helping Families, extending our HOPE for the Holidays fall service project into the year-round HOPE 365, and coming together as a school to back the Junior Horizon class's No More Empty Plates campaign to fight hunger. Am I proud of the Cavalier Family? You bet.

Regards,
Ralph Schmidt

Comprehensive detail, including definitions of ratings, performance criteria, and explanations of status, is available on www.ed.sc.gov and www.eoc.sc.gov as well as school and school district websites.

Printed versions are available from school districts upon request.

Abbreviations Key

N/A Not Applicable N/AV Not Available N/C Not Collected N/R Not Reported I/S Insufficient Sample TBD To be determined
NI Newly Identified CSI Continuing School Improvement CA Corrective Action RP Plan to Restructure R Restructure DELAY School Improvement Status HOLD School Improvement Status