



SC Annual School Report Card Summary

SCI,TECH,ENG,MATH MAGNET SCHOOL
 Orangeburg 3
 Grades: 6-8 Enrollment: 109
 Principal: Loretta R. Gadson-Washington
 Superintendent: Dr. Cynthia Cash-Greene
 Board Chair: Robert Williams

PERFORMANCE

Comprehensive detail, including definitions of ratings, performance criteria, and explanations of status, is available on www.ed.sc.gov and www.eoc.sc.gov as well as school and school district websites. Printed versions are available from school districts upon request.

YEAR	ABSOLUTE RATING	GROWTH RATING	PALMETTO GOLD AND SILVER AWARD		AYP STATUS	NCLB IMPROVEMENT STATUS
			General Performance	Closing the Gap		
2011	Average	Good	TBD	TBD	Met	N/A
2010	Average	Good	Silver	N/A	Met	N/A
2009	N/A	N/A	N/A	N/A	N/A	N/A

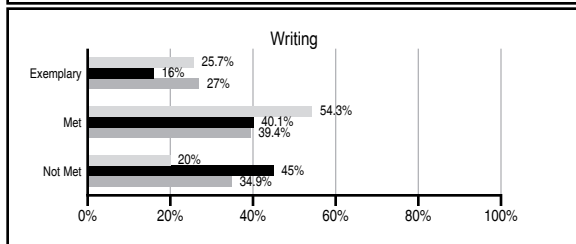
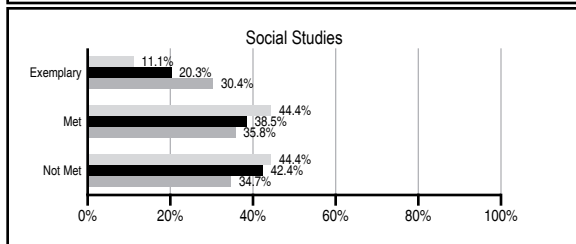
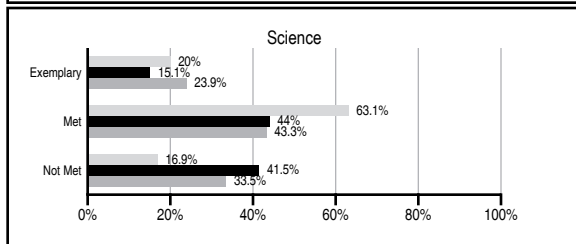
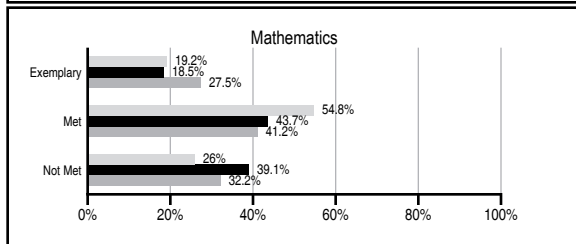
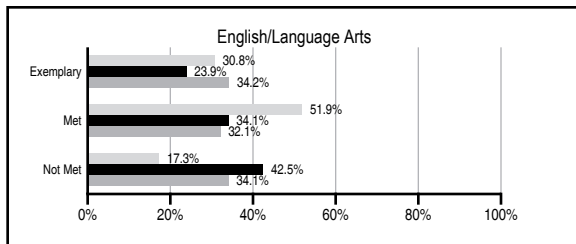
ABSOLUTE RATINGS OF MIDDLE SCHOOLS WITH STUDENTS LIKE OURS*

EXCELLENT	GOOD	AVERAGE	BELOW AVERAGE	AT-RISK
0	0	32	15	3

* Ratings are calculated with data available by 11/09/2011. Schools with Students Like Ours are Middle Schools with Poverty Indices of no more than 5% above or below the index for this school.

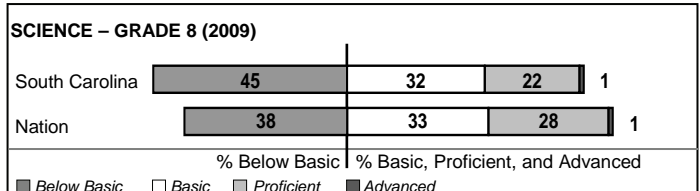
PASS PERFORMANCE

Our School Middle Schools with Students Like Ours Middle schools statewide



NAEP PERFORMANCE*

* Performance reported for SC and nation, data not available at school level. Percentages at NAEP Achievement Levels.



END OF COURSE TESTS - 2011

% of students scoring 70 or above on:	Our Middle School	Middle Schools with Students Like Ours
Algebra 1/Math for the Technologies 2	91.3	95.0
English 1	69.4	89.8
Biology 1/Applied Biology 2	N/A	93.1
Physical Science	47.8	46.2
US History and the Constitution	N/A	N/A
All Subjects	69.5	93.4

SC PERFORMANCE VISION

By 2020 all students will graduate with the knowledge and skills necessary to compete successfully in the global economy, participate in a democratic society and contribute positively as members of families and communities.

Abbreviations Key

N/A Not Applicable N/AV Not Available N/C Not Collected N/R Not Reported I/S Insufficient Sample TBD To be determined
 NI Newly Identified CSI Continuing School Improvement CA Corrective Action RP Plan to Restructure R Restructure DELAY School Improvement Status HOLD School Improvement Status

SCI,TECH,ENG,MATH MAGNET SCHOOL [Orangeburg 3]

SCHOOL PROFILE

	Our School	Change from Last Year	Middle Schools with Students Like Ours	Median Middle School
Students (n=109)				
Students enrolled in high school credit courses (grades 7 & 8)	58.1%	Up from 30.2%	14.7%	24.5%
Retention rate	0.0%	No Change	0.6%	0.7%
Attendance rate	98.7%	Up from 96.7%	95.6%	95.9%
Served by gifted and talented program	21.9%	Down from 33.9%	12.2%	17.8%
With disabilities other than speech	0.0%	No Change	10.2%	9.2%
Older than usual for grade	0.0%	Down from 1.6%	2.3%	1.5%
Out-of-school suspensions or expulsions for violent and/or criminal offenses	0.0%	No Change	0.6%	0.4%
Annual dropout rate	0.0%	N/A	0.0%	0.0%
Teachers (n=6)				
Teachers with advanced degrees	100.0%	No Change	57.2%	60.0%
Continuing contract teachers	100.0%	No Change	77.4%	82.6%
Teachers returning from previous year	N/A	N/A	82.7%	85.6%
Teacher attendance rate	83.2%	Down from 97.6%	95.1%	95.3%
Average teacher salary*	N/A	N/A	\$44,927	\$46,300
Classes not taught by highly qualified teachers	0.0%	No Change	2.1%	1.2%
Professional development days/teacher	12.1 days	Up from 10.9 days	11.1 days	9.9 days
School				
Principal's years at school	2.0	Up from 1.0	3.0	4.0
Student-teacher ratio in core subjects	17.7 to 1	Up from 16.3 to 1	20.2 to 1	21.5 to 1
Prime instructional time	79.5%	Down from 92.6%	90.1%	90.1%
Opportunities in the arts	Poor	No Change	Good	Good
SACS accreditation	Yes	No Change	Yes	Yes
Parents attending conferences	97.0%	Down from 97.8%	97.4%	98.1%
Character development program	Excellent	Up from Average	Good	Good
Dollars spent per pupil**	N/A	N/A	\$8,292	\$7,634
Percent of expenditures for instruction**	N/A	N/A	64.1%	64.0%
Percent of expenditures for teacher salaries**	N/A	N/A	59.6%	61.2%
% of AYP objectives met	100.0%	No Change	72.4%	80.5%

* Length of contract = 185+ days.

** Prior year audited financial data available.

EVALUATION RESULTS

	Teachers	Students*	Parents*
Number of surveys returned	4	0	30
Percent satisfied with learning environment	I/S	FORMS	90.0%
Percent satisfied with social and physical environment	I/S	LOST IN	86.7%
Percent satisfied with school-home relations	I/S	SHIPMENT	93.3%

*Only students at the highest middle school grade level at this school and their parents were included.

REPORT OF PRINCIPAL AND SCHOOL IMPROVEMENT COUNCIL

Science Technology Engineering Mathematics Magnet School (STEM-MS) has been opened for 2 years in Orangeburg County Consolidated School District Three. We are proud of our students and the involvement of our parents. Our teachers have motivated our students to master the skills in all academic areas while enhancing their morality through social and emotional development. We have strived to promote an environment that is conducive to learning. We have aimed to meet the needs of everyone.

The success of our students academically is cultivated on the foundation of a well-defined curriculum. We are proud to showcase what each student has to offer and what they have developed over the year. Some of the school highlights include students being recognized as grade level winners at the district science fair and the regional science fair. Other awards and recognitions received by STEM-MS students are participation in All State Band, Region Band, Governor's School for the Arts and Humanities, Junior BETA Club Convention, Junior All State Choir, MathFest for SC and the regional competition in Georgia, and the Orangeburg-Calhoun Consortium for the Arts Summer Program. All of our students participated in service learning projects and some students participated in job-shadowing.

As we continue to strive for academic excellence at STEM-MS, the administrator and faculty will continue to grow through professional development to meet the needs of the students. We will be able to facilitate learning as we continue to enhance our knowledge of current trends and district initiatives such as literacy development. We will also continue to focus on developing our understanding of the South Carolina Curriculum Standards to improve instruction.

STEM-MS is committed to making a difference in the lives of the students it serves. The support of the parents and the community has helped STEM-MS provide a quality instructional program through a rigorous investigative curriculum.

Loretta R. Gadson-Washington, Principal
Keonia Govan, SIC Chairperson

Comprehensive detail, including definitions of ratings, performance criteria, and explanations of status, is available on www.ed.sc.gov and www.eoc.sc.gov as well as school and school district websites.

Printed versions are available from school districts upon request.

Abbreviations Key

N/A Not Applicable N/AV Not Available N/C Not Collected N/R Not Reported I/S Insufficient Sample TBD To be determined

NI Newly Identified CSI Continuing School Improvement CA Corrective Action RP Plan to Restructure R Restructure DELAY School Improvement Status HOLD School Improvement Status