



SC Annual School Report Card Summary

HOLLY HILL-ROBERTS MIDDLE
Orangeburg 3
Grades: 6-8 Enrollment: 383
Principal: Loretta Gadson-Washington
Superintendent: Dr. Cynthia Cash-Greene
Board Chair: Robert Williams

PERFORMANCE

Comprehensive detail, including definitions of ratings, performance criteria, and explanations of status, is available on www.ed.sc.gov and www.eoc.sc.gov as well as school and school district websites. Printed versions are available from school districts upon request.

YEAR	ABSOLUTE RATING	GROWTH RATING	PALMETTO GOLD AND SILVER AWARD		AYP STATUS	NCLB IMPROVEMENT STATUS
			General Performance	Closing the Gap		
2011	Below Average	Below Average	TBD	TBD	Not Met	R
2010	Below Average	Average	N/A	N/A	Not Met	R
2009	Below Average	At-Risk	N/A	N/A	Not Met	R

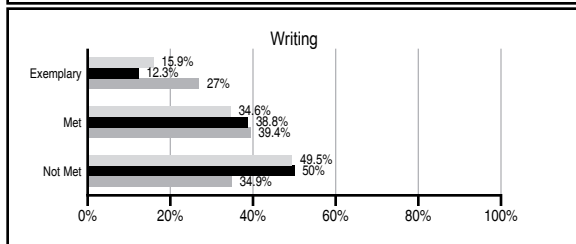
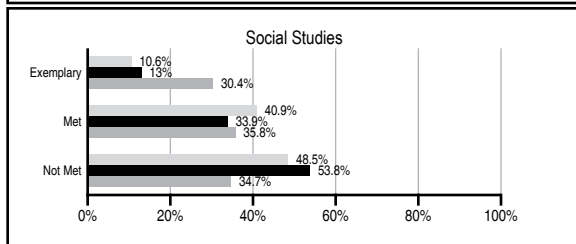
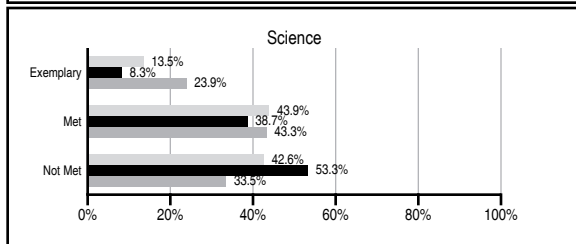
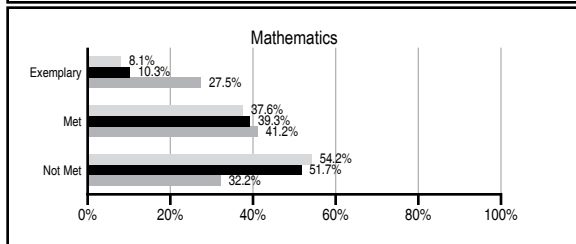
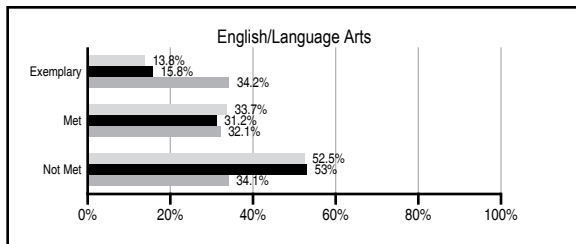
ABSOLUTE RATINGS OF MIDDLE SCHOOLS WITH STUDENTS LIKE OURS*

EXCELLENT	GOOD	AVERAGE	BELOW AVERAGE	AT-RISK
0	0	7	22	24

*Ratings are calculated with data available by 11/09/2011. Schools with Students Like Ours are Middle Schools with Poverty Indices of no more than 5% above or below the index for this school.


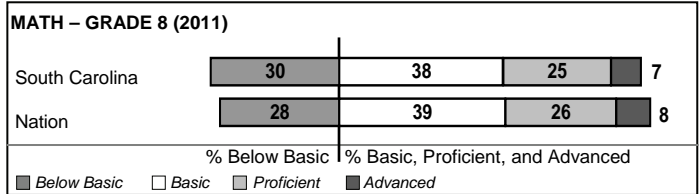
PASS PERFORMANCE

Our School Middle Schools with Students Like Ours Middle schools statewide



NAEP PERFORMANCE*

* Performance reported for SC and nation, data not available at school level. Percentages at NAEP Achievement Levels.



END OF COURSE TESTS - 2011

% of students scoring 70 or above on:	Our Middle School	Middle Schools with Students Like Ours
Algebra 1/Math for the Technologies 2	86.0	88.3
English 1	74.4	86.2
Biology 1/Applied Biology 2	N/A	22.7
Physical Science	N/A	16.8
US History and the Constitution	N/A	N/A
All Subjects	80.2	87.3

SC PERFORMANCE VISION

By 2020 all students will graduate with the knowledge and skills necessary to compete successfully in the global economy, participate in a democratic society and contribute positively as members of families and communities.

Abbreviations Key

N/A Not Applicable N/AV Not Available N/C Not Collected N/R Not Reported I/S Insufficient Sample TBD To be determined

NI Newly Identified CSI Continuing School Improvement CA Corrective Action RP Plan to Restructure R Restructure DELAY School Improvement Status HOLD School Improvement Status

HOLLY HILL-ROBERTS MIDDLE [Orangeburg 3]

SCHOOL PROFILE

	Our School	Change from Last Year	Middle Schools with Students Like Ours	Median Middle School
Students (n=383)				
Students enrolled in high school credit courses (grades 7 & 8)	18.0%	Up from 12.9%	13.6%	24.5%
Retention rate	0.0%	No Change	1.0%	0.7%
Attendance rate	94.5%	Down from 95.1%	95.4%	95.9%
Served by gifted and talented program	3.6%	Down from 3.8%	5.4%	17.8%
With disabilities other than speech	13.0%	Down from 16.2%	11.2%	9.2%
Older than usual for grade	0.0%	Down from 1.7%	3.6%	1.5%
Out-of-school suspensions or expulsions for violent and/or criminal offenses	0.8%	Down from 1.0%	0.2%	0.4%
Annual dropout rate	0.3%	Up from 0.0%	0.0%	0.0%
Teachers (n=31)				
Teachers with advanced degrees	64.5%	Down from 68.4%	59.5%	60.0%
Continuing contract teachers	87.1%	Up from 78.9%	69.0%	82.6%
Teachers returning from previous year	88.8%	Down from 91.1%	76.4%	85.6%
Teacher attendance rate	95.3%	Up from 94.4%	95.4%	95.3%
Average teacher salary*	\$46,331	Down 1.8%	\$44,040	\$46,300
Classes not taught by highly qualified teachers	0.0%	Down from 5.9%	6.1%	1.2%
Professional development days/teacher	11.0 days	Up from 10.9 days	10.2 days	9.9 days
School				
Principal's years at school	11.0	No Change	3.0	4.0
Student-teacher ratio in core subjects	19.0 to 1	Up from 15.7 to 1	17.9 to 1	21.5 to 1
Prime instructional time	88.8%	Up from 88.6%	89.2%	90.1%
Opportunities in the arts	Good	No Change	Good	Good
SACS accreditation	Yes	No Change	Yes	Yes
Parents attending conferences	58.2%	Down from 71.8%	97.9%	98.1%
Character development program	Excellent	No Change	Good	Good
Dollars spent per pupil**	\$11,111	Up 10.8%	\$10,504	\$7,634
Percent of expenditures for instruction**	58.2%	Down from 59.7%	59.8%	64.0%
Percent of expenditures for teacher salaries**	52.7%	Down from 56.4%	55.7%	61.2%
% of AYP objectives met	57.9%	Down from 82.4%	69.2%	80.5%

* Length of contract = 185+ days.

** Prior year audited financial data available.

EVALUATION RESULTS

	Teachers	Students*	Parents*
Number of surveys returned	36	109	54
Percent satisfied with learning environment	80.6%	85.3%	88.9%
Percent satisfied with social and physical environment	97.2%	75.0%	73.6%
Percent satisfied with school-home relations	63.9%	85.3%	83.0%

*Only students at the highest middle school grade level at this school and their parents were included.

REPORT OF PRINCIPAL AND SCHOOL IMPROVEMENT COUNCIL

Holly Hill Roberts Middle School is accredited by the Southern Association of Colleges and Schools. Our school continues to work towards meeting the goals of our five-year school renewal plan. These goals support a collaborative effort of all representatives of our School Improvement Council will assure that learning and improvement are continuous.

Our teachers show commitment to professional growth and development by completing graduate courses, working on advance degrees, and attending staff development workshops that stress using best practices in education today. One teacher was selected to attend the Space 8 Session of the 2011 Science P.L.U.S. Institute at Roper Mountain. Our school's Teacher of the Year was selected as the 2011-2012 Orangeburg County Consolidated School District Three District Runner-Up.

Our students continued to work hard to produce excellent work. One student was accepted to the Governor's School for the Arts and Humanities Discovery Program. Two students made Region Band and performed at Charleston Southern University. Three students won at the district level and the state level in the Daughters of American Revolution (DAR) short story and poetry contests. Two students were selected as winners of the Patriot's Pen Essay Contest. Two students were identified as Junior Scholars. Our basketball boys B-Team were named Mid-16 Southern Division Champion.

After being selected as one of four district schools to receive the Magnet Schools of America Program Grant, Holly Hill Roberts Middle School is currently transiting into a Science, Technology, Engineering, and Math School (STEM). The magnet program at Holly Hill Roberts will include the development and implementation of a Science, Technology, Engineering, and Math theme, continuation and expansion of partnerships with local businesses, cultural organizations and universities to support the magnet program, design and implementation of career awareness and development activities, and design and implementation of parent involvement initiatives in support of the magnet program.

JoAnn Bailey Lawton, Principal

Stacey Rock Gilmore, SIC Chairman

Comprehensive detail, including definitions of ratings, performance criteria, and explanations of status, is available on www.ed.sc.gov and www.eoc.sc.gov as well as school and school district websites.

Printed versions are available from school districts upon request.

Abbreviations Key

N/A Not Applicable N/AV Not Available N/C Not Collected N/R Not Reported I/S Insufficient Sample TBD To be determined

NI Newly Identified CSI Continuing School Improvement CA Corrective Action RP Plan to Restructure R Restructure DELAY School Improvement Status HOLD School Improvement Status