



SC Annual School Report Card Summary

WEST OAK MIDDLE

Oconee

Grades: 6-8

Enrollment: 808

Principal: Jami L. Verderosa

Superintendent: Mike Lucas

Board Chair: Andy Inabinet

PERFORMANCE

Comprehensive detail, including definitions of ratings, performance criteria, and explanations of status, is available on www.ed.sc.gov and www.eoc.sc.gov as well as school and school district websites. Printed versions are available from school districts upon request.

YEAR	ABSOLUTE RATING	GROWTH RATING	PALMETTO GOLD AND SILVER AWARD		AYP STATUS	NCLB IMPROVEMENT STATUS
			General Performance	Closing the Gap		
2011	Average	Average	TBD	TBD	Not Met	N/A
2010	Average	Excellent	Gold	N/A	Not Met	N/A
2009	Average	Average	N/A	N/A	Not Met	N/A

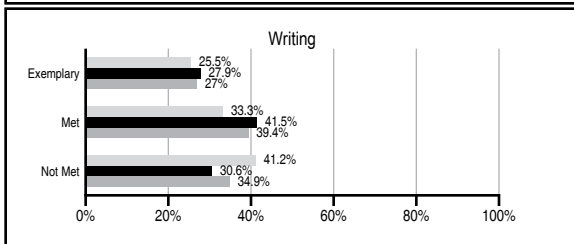
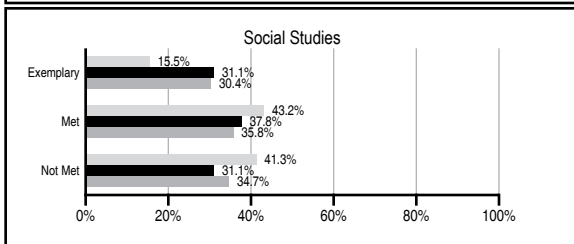
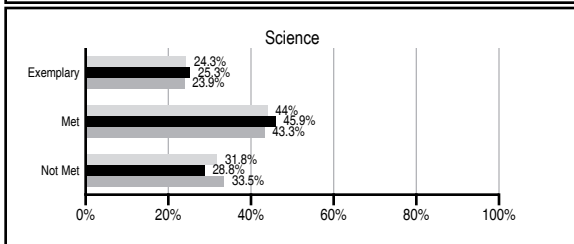
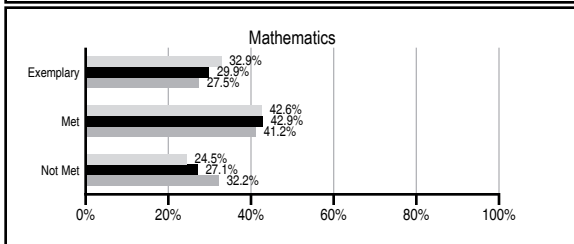
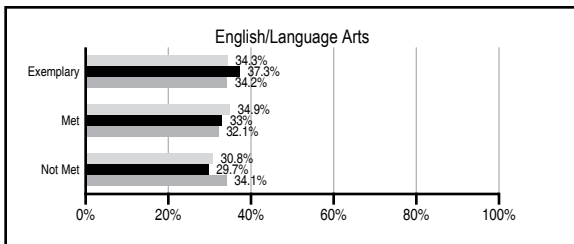
ABSOLUTE RATINGS OF MIDDLE SCHOOLS WITH STUDENTS LIKE OURS*

EXCELLENT	GOOD	AVERAGE	BELOW AVERAGE	AT-RISK
3	17	38	0	0

*Ratings are calculated with data available by 11/09/2011. Schools with Students Like Ours are Middle Schools with Poverty Indices of no more than 5% above or below the index for this school.

PASS PERFORMANCE


Our School
 Middle Schools with Students Like Ours
 Middle schools statewide




NAEP PERFORMANCE*

* Performance reported for SC and nation, data not available at school level. Percentages at NAEP Achievement Levels.


READING – GRADE 8 (2011)



MATH – GRADE 8 (2011)



SCIENCE – GRADE 8 (2009)



END OF COURSE TESTS - 2011

% of students scoring 70 or above on:	Our Middle School	Middle Schools with Students Like Ours
Algebra 1/Math for the Technologies 2	94.7	97.3
English 1	50.0	96.4
Biology 1/Applied Biology 2	N/A	87.5
Physical Science	N/A	78.4
US History and the Constitution	N/A	N/A
All Subjects	93.9	96.9

SC PERFORMANCE VISION

By 2020 all students will graduate with the knowledge and skills necessary to compete successfully in the global economy, participate in a democratic society and contribute positively as members of families and communities.

Abbreviations Key

N/A Not Applicable N/AV Not Available N/C Not Collected N/R Not Reported I/S Insufficient Sample TBD To be determined

NI Newly Identified CSI Continuing School Improvement CA Corrective Action RP Plan to Restructure R Restructure DELAY School Improvement Status HOLD School Improvement Status

WEST OAK MIDDLE [Oconee]

SCHOOL PROFILE

	Our School	Change from Last Year	Middle Schools with Students Like Ours	Median Middle School
Students (n=808)				
Students enrolled in high school credit courses (grades 7 & 8)	53.3%	Down from 61.1%	24.1%	24.5%
Retention rate	1.4%	Up from 0.7%	0.8%	0.7%
Attendance rate	95.6%	Up from 94.7%	95.8%	95.9%
Served by gifted and talented program	20.1%	Up from 18.1%	20.8%	17.8%
With disabilities other than speech	13.0%	Down from 15.3%	10.2%	9.2%
Older than usual for grade	1.1%	Down from 1.2%	1.5%	1.5%
Out-of-school suspensions or expulsions for violent and/or criminal offenses	0.7%	Down from 1.0%	0.5%	0.4%
Annual dropout rate	0.0%	No Change	0.0%	0.0%
Teachers (n=56)				
Teachers with advanced degrees	64.3%	Down from 67.9%	61.4%	60.0%
Continuing contract teachers	91.1%	Up from 87.5%	87.2%	82.6%
Teachers returning from previous year	90.6%	N/A	87.5%	85.6%
Teacher attendance rate	95.7%	Down from 98.2%	95.4%	95.3%
Average teacher salary*	\$47,276	Up 1.6%	\$46,623	\$46,300
Classes not taught by highly qualified teachers	0.0%	No Change	0.0%	1.2%
Professional development days/teacher	20.3 days	Up from 8.2 days	10.2 days	9.9 days
School				
Principal's years at school	2.0	Up from 1.0	4.0	4.0
Student-teacher ratio in core subjects	20.7 to 1	Down from 21.6 to 1	22.5 to 1	21.5 to 1
Prime instructional time	90.0%	Down from 91.7%	90.0%	90.1%
Opportunities in the arts	Good	Down from Excellent	Good	Good
SACS accreditation	Yes	No Change	Yes	Yes
Parents attending conferences	94.2%	Down from 95.6%	99.4%	98.1%
Character development program	Excellent	Up from Good	Good	Good
Dollars spent per pupil**	\$7,518	Down 3.2%	\$7,407	\$7,634
Percent of expenditures for instruction**	65.1%	Down from 66.3%	64.5%	64.0%
Percent of expenditures for teacher salaries**	63.1%	Down from 63.8%	62.5%	61.2%
% of AYP objectives met	81.0%	Down from 94.1%	81.0%	80.5%

* Length of contract = 185+ days.

** Prior year audited financial data available.

EVALUATION RESULTS

	Teachers	Students*	Parents*
Number of surveys returned	57	213	134
Percent satisfied with learning environment	94.7%	71.1%	84.0%
Percent satisfied with social and physical environment	96.5%	80.0%	85.6%
Percent satisfied with school-home relations	82.5%	86.7%	71.0%

*Only students at the highest middle school grade level at this school and their parents were included.

REPORT OF PRINCIPAL AND SCHOOL IMPROVEMENT COUNCIL

West-Oak Middle has just completed its fourth year. We are committed to providing diverse learning experiences that teach critical and creative thinking, so that our students will become productive, competent, and responsible lifelong learners. Our students are afforded the opportunity to experience the highest levels of course work available. In addition, our students are required to take two exploratory classes each day. We also feel it is critical that students participate in a variety of exploratory classes such as Art, Band, Chorus, Strings, PE, and Gateway to Technology, Keyboarding, Computer Applications, Spanish, Web Design, Journalism and Yearbook. We also offer a number of athletic programs at the middle school level which include Football, Girl's and Boy's Basketball, Cheerleading, Volleyball, Wrestling, and Baseball.

Looking back on this year, we are very proud of our many accomplishments. We are in our fourth year as a Making Middle Grades Work School and will continue to focus on the ten key practices of that program. We hosted a new parent night called "Fall in to Literacy" We also hosted a parent/student orientation night for our rising sixth graders called "Step Up To Sixth Grade". West Oak Middle School was awarded the Palmetto Gold Award for their 2010 PASS scores. This program reflects a fundamental belief that all schools, regardless of their socioeconomic status and geographic location, can improve toward high academic standards and excellence and that all children can learn at high levels. Schools are recognized not only for high levels of student academic achievement, but also for efforts that result in exemplary improvement.

Our Positive Behavior Intervention Support Program is a pro-active approach which research has shown to decrease discipline referrals while increasing student achievement. As the name implies, our school focused on positive student behavior rather than negative behavior. We applied and were awarded Banner status for our PBIS program.

A comprehensive remediation program in the areas of both Math and English/Language Arts are available to our students during the school day. Our teachers also offer additional tutorial hours before and after school for the students. We have a full-time Reading and Math Strategist teacher. We offer Pre-Algebra to our accelerated sixth grade math students and Algebra 1 and Geometry to our accelerated seventh and eighth grade students. Students can leave West Oak Middle School with four high school credits.

High expectations remain a commitment at WOMS. Our students engage in an abundance of academic activities, demonstrating excellence in areas such as the School and District Spelling Bee, Lieutenant Governor's Essay Contest, Rotary and Memorial Day Essay Contest as well as various Art Contest and Music Concerts and Competitions. Our goal is for every student at West-Oak Middle School to thrive academically, socially, and emotionally while developing the assets necessary to become reflective, productive and responsible citizens.

Jami L. Verderosa, Principal
Jill Neave, SIC Chair

Comprehensive detail, including definitions of ratings, performance criteria, and explanations of status, is available on www.ed.sc.gov and www.eoc.sc.gov as well as school and school district websites.

Printed versions are available from school districts upon request.

Abbreviations Key

N/A Not Applicable N/AV Not Available N/C Not Collected N/R Not Reported I/S Insufficient Sample TBD To be determined

NI Newly Identified CSI Continuing School Improvement CA Corrective Action RP Plan to Restructure R Restructure DELAY School Improvement Status HOLD School Improvement Status