



# SC Annual School Report Card Summary

**MID CAROLINA MIDDLE**  
**Newberry**  
**Grades: 6-8** Enrollment: 592  
**Principal: Deedee Westwood**  
**Superintendent: Mr. Bennie Bennett**  
**Board Chair: Mr. Jody Hamm**

## PERFORMANCE

Comprehensive detail, including definitions of ratings, performance criteria, and explanations of status, is available on [www.ed.sc.gov](http://www.ed.sc.gov) and [www.eoc.sc.gov](http://www.eoc.sc.gov) as well as school and school district websites. Printed versions are available from school districts upon request.

YEAR	ABSOLUTE RATING	GROWTH RATING	PALMETTO GOLD AND SILVER AWARD		AYP STATUS	NCLB IMPROVEMENT STATUS
			General Performance	Closing the Gap		
2011	Good	Good	TBD	TBD	Not Met	N/A
2010	Average	Good	Silver	N/A	Not Met	N/A
2009	Average	Average	N/A	N/A	Not Met	N/A

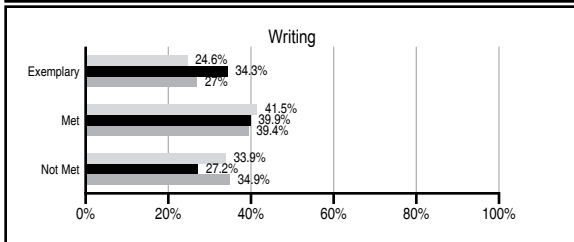
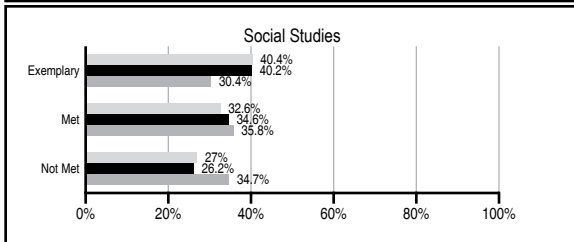
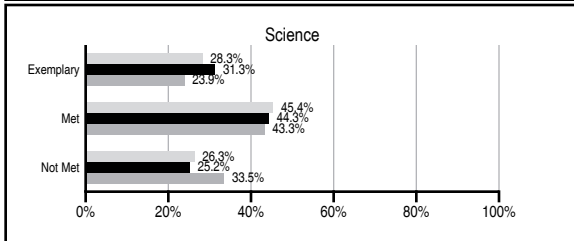
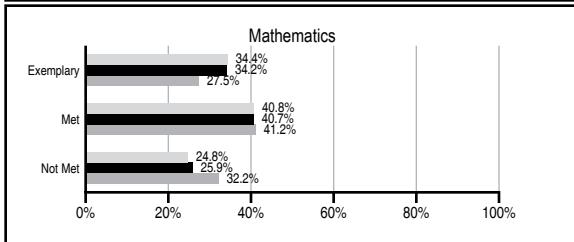
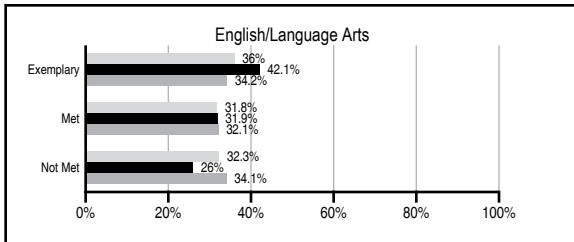
## ABSOLUTE RATINGS OF MIDDLE SCHOOLS WITH STUDENTS LIKE OURS\*

EXCELLENT	GOOD	AVERAGE	BELOW AVERAGE	AT-RISK
9	21	10	1	1

\* Ratings are calculated with data available by 11/09/2011. Schools with Students Like Ours are Middle Schools with Poverty Indices of no more than 5% above or below the index for this school.

## PASS PERFORMANCE

Our School
  Middle Schools with Students Like Ours
  Middle schools statewide



## NAEP PERFORMANCE\*

\* Performance reported for SC and nation, data not available at school level. Percentages at NAEP Achievement Levels.



## END OF COURSE TESTS - 2011

% of students scoring 70 or above on:	Our Middle School	Middle Schools with Students Like Ours
Algebra 1/Math for the Technologies 2	100.0	97.4
English 1	100.0	92.3
Biology 1/Applied Biology 2	N/A	96.9
Physical Science	N/A	24.1
US History and the Constitution	N/A	100
All Subjects	100.0	94.9

## SC PERFORMANCE VISION

*By 2020 all students will graduate with the knowledge and skills necessary to compete successfully in the global economy, participate in a democratic society and contribute positively as members of families and communities.*

### Abbreviations Key

N/A Not Applicable N/AV Not Available N/C Not Collected N/R Not Reported I/S Insufficient Sample TBD To be determined  
 NI Newly Identified CSI Continuing School Improvement CA Corrective Action RP Plan to Restructure R Restructure DELAY School Improvement Status HOLD School Improvement Status

# MID CAROLINA MIDDLE [Newberry]

## SCHOOL PROFILE

	Our School	Change from Last Year	Middle Schools with Students Like Ours	Median Middle School
<b>Students (n=592)</b>				
Students enrolled in high school credit courses (grades 7 & 8)	40.9%	Up from 22.8%	31.2%	24.5%
Retention rate	0.9%	Up from 0.7%	0.5%	0.7%
Attendance rate	96.1%	No Change	96.2%	95.9%
Served by gifted and talented program	42.2%	Up from 34.8%	24.1%	17.8%
With disabilities other than speech	9.8%	Down from 13.2%	7.5%	9.2%
Older than usual for grade	1.2%	Down from 2.5%	1.0%	1.5%
Out-of-school suspensions or expulsions for violent and/or criminal offenses	0.0%	Down from 1.3%	0.4%	0.4%
Annual dropout rate	0.0%	No Change	0.0%	0.0%
<b>Teachers (n=41)</b>				
Teachers with advanced degrees	73.2%	Up from 69.0%	59.8%	60.0%
Continuing contract teachers	87.8%	Up from 83.3%	81.9%	82.6%
Teachers returning from previous year	90.5%	Up from 89.5%	87.6%	85.6%
Teacher attendance rate	95.9%	Up from 95.8%	95.5%	95.3%
Average teacher salary*	\$46,300	Up 0.8%	\$46,680	\$46,300
Classes not taught by highly qualified teachers	0.0%	No Change	1.3%	1.2%
Professional development days/teacher	10.0 days	Down from 10.5 days	10.0 days	9.9 days
<b>School</b>				
Principal's years at school	3.0	Up from 2.0	5.0	4.0
Student-teacher ratio in core subjects	14.5 to 1	Down from 17.0 to 1	23.1 to 1	21.5 to 1
Prime instructional time	90.8%	Up from 90.0%	90.5%	90.1%
Opportunities in the arts	Good	No Change	Good	Good
SACS accreditation	No	Down from Yes	Yes	Yes
Parents attending conferences	99.4%	Up from 99.1%	98.7%	98.1%
Character development program	Average	Down from Good	Good	Good
Dollars spent per pupil**	\$6,701	Down 14.2%	\$7,145	\$7,634
Percent of expenditures for instruction**	67.9%	Up from 64.2%	64.7%	64.0%
Percent of expenditures for teacher salaries**	67.1%	Up from 60.3%	62.5%	61.2%
% of AYP objectives met	66.7%	Down from 92.6%	81.4%	80.5%

\* Length of contract = 185+ days.

\*\* Prior year audited financial data available.

## EVALUATION RESULTS

	Teachers	Students*	Parents*
Number of surveys returned	42	169	93
Percent satisfied with learning environment	97.6%	74.4%	80.9%
Percent satisfied with social and physical environment	100.0%	79.9%	82.6%
Percent satisfied with school-home relations	90.2%	83.9%	77.5%

\*Only students at the highest middle school grade level at this school and their parents were included.

Comprehensive detail, including definitions of ratings, performance criteria, and explanations of status, is available on [www.ed.sc.gov](http://www.ed.sc.gov) and [www.eoc.sc.gov](http://www.eoc.sc.gov) as well as school and school district websites.

Printed versions are available from school districts upon request.

## REPORT OF PRINCIPAL AND SCHOOL IMPROVEMENT COUNCIL

As a 2010 Palmetto Silver Award Winner, Mid-Carolina Middle School continues to strive for levels of excellence in learning and making our students productive citizens! Maintaining communication from school to home and around the community continues to be a goal. MCMS implemented the Redo Café for struggling students in the areas of academics. Transition Nights for rising 6th, 7th and 8th graders were held in the spring to assist parents with new expectations. An end of year Promotion Ceremony was held for 8th grade students entering high school next year. Single-gender classes continue to be utilized in grades 6 through 8 in the core subject areas. An enrichment period also continues to be implemented for every student to work on problem solving strategies as well as enrich the four core areas. The school added an after school program for students at the cut-off of scoring at the met level on PASS in addition to continuing to provide after-school tutoring.

MCMS school wide goals continued to be maintaining high levels of literacy to include reading, writing and speaking. We implemented the next steps in the Internal Instructional Review process for attaining high expectations on all assessments. We continued our previous schoolwide goal to increase communication from school to home by utilizing a daily agenda as a communication tool, the school Alert Now message system, adding teacher websites to include homework assignments, improving our school website and sending home a monthly school newsletter.

MCMS values the key practices of the Making Middle Grades Work Initiative as well as the district-wide Working on the Work Framework for creating engaging lessons for students. We conducted 4 curriculum nights for parents and students: A Day in the Life of Your Middle School Student, Science/Math Night, ELA/Social Studies Night and the Spring Arts Festival.

The school also began increasing communication in the community by sending the school newsletter to all local churches. Community Service Projects included Relay for Life, St. Jude's, American Heart Association, Operation Christmas Child, Juvenile Diabetes, Pennies for Patients and the Manna House Canned Food Drive. Accomplishments included:

- Mr. Zeb Reid- Teacher of the Year and Ms. Pam Cook-Support Staff of the Year
- 6th Place State Science Olympiad Team
- 4 students won invitations to compete at the National Beta Club Convention
- 1 student was elected as SC Beta Club Chaplain
- Excellent Rating in Band Concert Festival
- Students in Region 3 Honors Band
- Superior Ratings at Solo and Ensemble
- Excellent Rating for Chorus Festival
- 13 Junior Scholars
- 32 Duke TIP Scholar Students
- Approximately 50% of all students on Principal's Honor Roll/A-B Honor Roll
- 84 new inductees in the Junior Beta Club

The Mid-Carolina Middle School staff along with the PTO and SIC strives for excellence by being committed to educating all children to be successful, productive citizens.

Submitted by  
Deedee S. Westwood, Principal  
Chris Roberts, SIC Chair

### Abbreviations Key

N/A Not Applicable N/AV Not Available N/C Not Collected N/R Not Reported I/S Insufficient Sample TBD To be determined  
NI Newly Identified CSI Continuing School Improvement CA Corrective Action RP Plan to Restructure R Restructure DELAY School Improvement Status HOLD School Improvement Status