



SC Annual School Report Card Summary

WHITMIRE HIGH
Newberry
Grades: 6-12 Enrollment: 263
Principal: Joey L. Haney
Superintendent: Mr. Bennie Bennett
Board Chair: Mr. Jody Hamm

PERFORMANCE

Comprehensive detail, including definitions of ratings, performance criteria, and explanations of status, is available on www.ed.sc.gov and www.eoc.sc.gov as well as school and school district websites. Printed versions are available from school districts upon request.

YEAR	ABSOLUTE RATING	GROWTH RATING	PALMETTO GOLD AND SILVER AWARD		AYP STATUS	NCLB IMPROVEMENT STATUS
			General Performance	Closing the Gap		
2011	Average	Average	TBD	TBD	Not Met	N/A
2010	Average	Average	N/A	N/A	Met	N/A
2009	Below Average	Average	Gold	N/A	Not Met	N/A

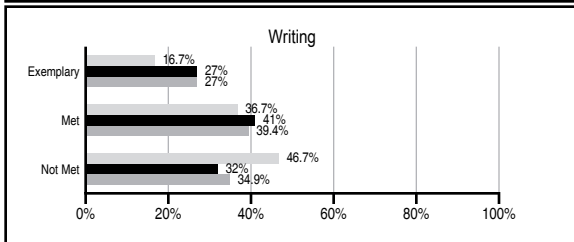
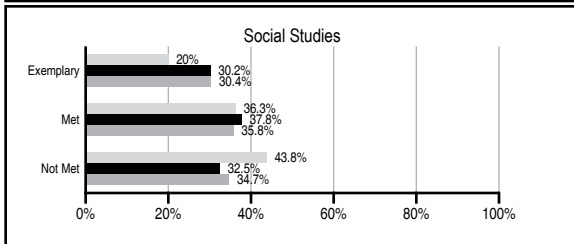
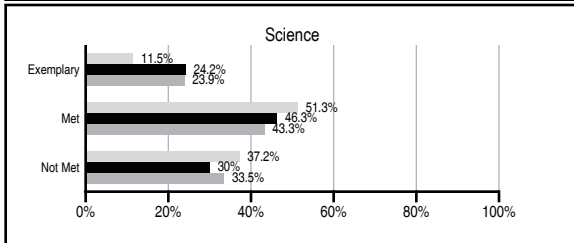
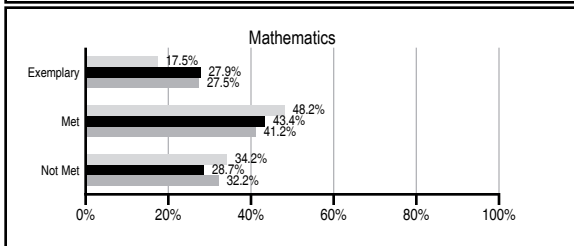
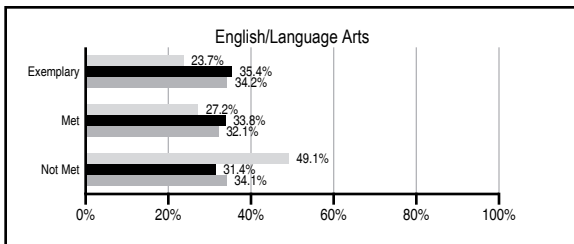
ABSOLUTE RATINGS OF MIDDLE SCHOOLS WITH STUDENTS LIKE OURS*

EXCELLENT	GOOD	AVERAGE	BELOW AVERAGE	AT-RISK
4	13	43	3	0

* Ratings are calculated with data available by 11/09/2011. Schools with Students Like Ours are Middle Schools with Poverty Indices of no more than 5% above or below the index for this school.

PASS PERFORMANCE

Our School
 Middle Schools with Students Like Ours
 Middle schools statewide



NAEP PERFORMANCE*

* Performance reported for SC and nation, data not available at school level. Percentages at NAEP Achievement Levels.



END OF COURSE TESTS - 2011

% of students scoring 70 or above on:	Our Middle School	Middle Schools with Students Like Ours
Algebra 1/Math for the Technologies 2	50.0	96.9
English 1	75.0	95.9
Biology 1/Applied Biology 2	N/A	86.3
Physical Science	N/A	98.4
US History and the Constitution	N/A	N/A
All Subjects	62.5	96.7

SC PERFORMANCE VISION

By 2020 all students will graduate with the knowledge and skills necessary to compete successfully in the global economy, participate in a democratic society and contribute positively as members of families and communities.

Abbreviations Key

N/A Not Applicable N/AV Not Available N/C Not Collected N/R Not Reported I/S Insufficient Sample TBD To be determined
 NI Newly Identified CSI Continuing School Improvement CA Corrective Action RP Plan to Restructure R Restructure DELAY School Improvement Status HOLD School Improvement Status

WHITMIRE HIGH [Newberry]

SCHOOL PROFILE

	Our School	Change from Last Year	Middle Schools with Students Like Ours	Median Middle School
Students (n=263)				
Students enrolled in high school credit courses (grades 7 & 8)	7.5%	Down from 14.7%	29.2%	24.5%
Retention rate	1.2%	Down from 2.4%	0.9%	0.7%
Attendance rate	93.2%	Down from 94.4%	95.6%	95.9%
Served by gifted and talented program	14.8%	Up from 8.3%	18.7%	17.8%
With disabilities other than speech	8.9%	Down from 14.0%	10.1%	9.2%
Older than usual for grade	8.4%	Down from 9.2%	2.0%	1.5%
Out-of-school suspensions or expulsions for violent and/or criminal offenses	1.9%	Up from 1.5%	0.5%	0.4%
Annual dropout rate	1.2%	Up from 0.0%	0.0%	0.0%
Teachers (n=11)				
Teachers with advanced degrees	63.6%	Up from 61.5%	61.0%	60.0%
Continuing contract teachers	90.9%	Down from 100.0%	89.5%	82.6%
Teachers returning from previous year	80.8%	Up from 79.1%	86.6%	85.6%
Teacher attendance rate	96.2%	Up from 94.9%	94.8%	95.3%
Average teacher salary*	\$49,065	Down 0.3%	\$46,534	\$46,300
Classes not taught by highly qualified teachers	0.0%	No Change	0.0%	1.2%
Professional development days/teacher	17.3 days	Up from 14.5 days	10.1 days	9.9 days
School				
Principal's years at school	4.0	Up from 3.0	4.0	4.0
Student-teacher ratio in core subjects	17.2 to 1	Down from 17.5 to 1	21.5 to 1	21.5 to 1
Prime instructional time	88.3%	Up from 87.9%	89.6%	90.1%
Opportunities in the arts	Good	Down from Excellent	Good	Good
SACS accreditation	Yes	No Change	Yes	Yes
Parents attending conferences	100.0%	No Change	97.6%	98.1%
Character development program	Good	Down from Excellent	Good	Good
Dollars spent per pupil**	\$8,090	Down 12.5%	\$7,487	\$7,634
Percent of expenditures for instruction**	64.1%	Up from 60.6%	64.3%	64.0%
Percent of expenditures for teacher salaries**	62.9%	Up from 54.9%	62.1%	61.2%
% of AYP objectives met	76.9%	Down from 100.0%	81.0%	80.5%

* Length of contract = 185+ days.

** Prior year audited financial data available.

EVALUATION RESULTS

	Teachers	Students*	Parents*
Number of surveys returned	N/A	N/A	N/A
Percent satisfied with learning environment	N/A	N/A	N/A
Percent satisfied with social and physical environment	N/A	N/A	N/A
Percent satisfied with school-home relations	N/A	N/A	N/A

*Only students at the highest middle school grade level at this school and their parents were included.

REPORT OF PRINCIPAL AND SCHOOL IMPROVEMENT COUNCIL

Whitmire Community School is a PreK-12 facility located in northern Newberry County. The school has been referred to as the hidden secret of the Sumter National Forest in a previous accreditation report. In 2003, Whitmire Elementary School (Pk-6) and Whitmire High School (7-12) joined together to form one school with one mission. WCS is a part of the School District of Newberry County and is accredited according to the AdvanceED Accreditation Standards for Quality Schools. WCS is also a High Schools That Work site, an initiative supported by Southern Regional Education Board (SREB) and the State Department of Education. The Palmetto Gold and Silver Award Program has recognized the elementary school (2006-2007) and the high school (2005-2010).

The PreK-12 setting has provided many professional development opportunities and advantages for the entire staff. Our professional learning communities (PLCs) consists of seven teams including staff from elementary, middle and high school on each. The PLC teams participate in such activities as data analysis, discussions of best practices and professional literature, and updating our strategic plan. We are able to have Vertical Team Planning across all grade-levels and content areas to become more familiar with our customers and their strengths/weaknesses. The WCS staff is able to gain knowledge of the perspective of all grade-levels and a respect for each other. Our students are also able to share their learning experiences across grade-levels with such activities as Reading with the Wolverines, Physics Day, Tutoring Programs, and a variety of presentations to each other.

Our classroom instruction is based on South Carolina curriculum standards with our focal point being reading and writing instruction. Reading and writing instruction is integrated across all content areas and the responsibility is equally shared by all of our teachers, students, parents and the community. Teachers across all content areas and grade-levels recognize "Writer's of the Month" each quarter at the Success Assemblies. Family message journals, the Wee Deliver Postal System, author visits, Reading with the Wolverines, and Read Across America Week provide authentic writing and reading opportunities throughout our school and community.

We continued a Measure of Academic Progress assessment program for grades K-10 to measure student growth in reading, language usage, and mathematics to identify each student's strengths and weaknesses. Our leadership Team will examine data and have meetings with grade-level teams and individual teachers concerning student performance on classroom, state, and computer-based assessments to establish goals and objectives for ongoing school improvement. The teachers will be provided time to share assessments and data with their peers for feedback. A daily enrichment period was scheduled for grades 3-8.

With available technology such as Smartboards in every classroom on campus, WCS continues to integrate technology into daily instruction. Teachers shared with their peers a variety of instructional/technology strategies and best practices. The use of technology in the classroom was also a focal point on professional development days.

We will continue to promote our unique PK-12 setting, use it to the advantage of student achievement, and work toward our mission of providing a safe, nurturing environment and collaborating with families and the community, to prepare all of our students for success
 Joey L. Haney, Principal
 Todd Johnson, SIC Chairman

Comprehensive detail, including definitions of ratings, performance criteria, and explanations of status, is available on www.ed.sc.gov and www.eoc.sc.gov as well as school and school district websites.

Printed versions are available from school districts upon request.

Abbreviations Key

N/A Not Applicable N/AV Not Available N/C Not Collected N/R Not Reported I/S Insufficient Sample TBD To be determined
 NI Newly Identified CSI Continuing School Improvement CA Corrective Action RP Plan to Restructure R Restructure DELAY School Improvement Status HOLD School Improvement Status