



SC Annual School Report Card Summary

MARLBORO COUNTY SCHOOL OF DISCOVERY
Marlboro
Grades: 6-8 Enrollment: 144
Principal: Jack Swann, Jr.
Superintendent: Dr. Helena Tillar
Board Chair: Lucy Parsons

PERFORMANCE

Comprehensive detail, including definitions of ratings, performance criteria, and explanations of status, is available on www.ed.sc.gov and www.eoc.sc.gov as well as school and school district websites. Printed versions are available from school districts upon request.

YEAR	ABSOLUTE RATING	GROWTH RATING	PALMETTO GOLD AND SILVER AWARD		AYP STATUS	NCLB IMPROVEMENT STATUS
			General Performance	Closing the Gap		
2011	Good	Good	TBD	TBD	Met	N/A
2010	Good	Excellent	Gold	Silver	Met	N/A
2009	Average	Average	N/A	Silver	Met	N/A

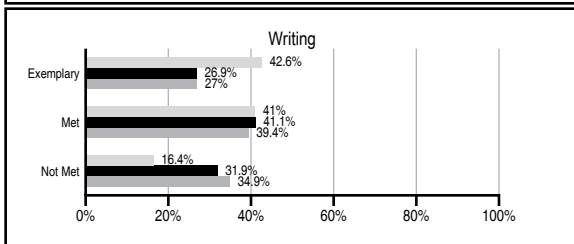
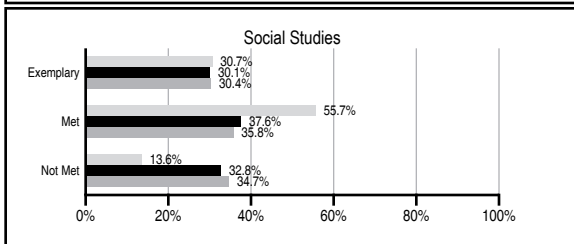
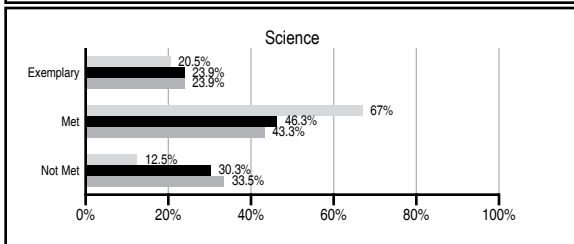
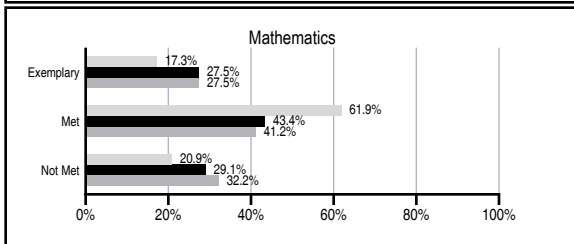
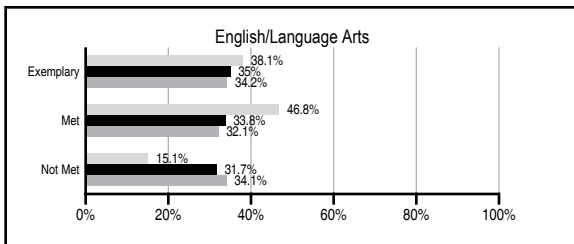
ABSOLUTE RATINGS OF MIDDLE SCHOOLS WITH STUDENTS LIKE OURS*

EXCELLENT	GOOD	AVERAGE	BELOW AVERAGE	AT-RISK
4	13	43	3	0

* Ratings are calculated with data available by 11/09/2011. Schools with Students Like Ours are Middle Schools with Poverty Indices of no more than 5% above or below the index for this school.

PASS PERFORMANCE

Our School
 Middle Schools with Students Like Ours
 Middle schools statewide



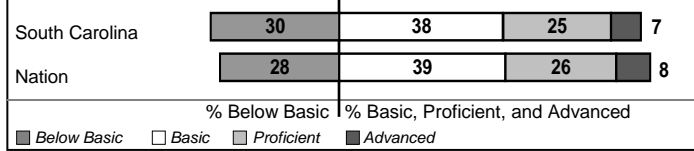
NAEP PERFORMANCE*

* Performance reported for SC and nation, data not available at school level. Percentages at NAEP Achievement Levels.

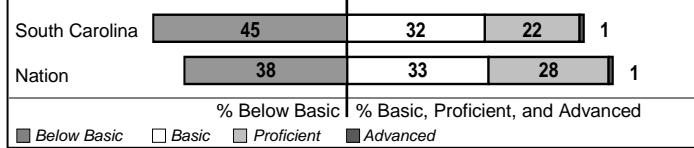
READING – GRADE 8 (2011)



MATH – GRADE 8 (2011)



SCIENCE – GRADE 8 (2009)



END OF COURSE TESTS - 2011

% of students scoring 70 or above on:	Our Middle School	Middle Schools with Students Like Ours
Algebra 1/Math for the Technologies 2	96.8	96.8
English 1	93.5	96.8
Biology 1/Applied Biology 2	N/A	86.3
Physical Science	N/A	99.5
US History and the Constitution	N/A	N/A
All Subjects	95.2	96.7

SC PERFORMANCE VISION

By 2020 all students will graduate with the knowledge and skills necessary to compete successfully in the global economy, participate in a democratic society and contribute positively as members of families and communities.

Abbreviations Key

N/A Not Applicable N/AV Not Available N/C Not Collected N/R Not Reported I/S Insufficient Sample TBD To be determined
 NI Newly Identified CSI Continuing School Improvement CA Corrective Action RP Plan to Restructure R Restructure DELAY School Improvement Status HOLD School Improvement Status

MARLBORO COUNTY SCHOOL OF DISCOVERY

SCHOOL PROFILE

	Our School	Change from Last Year	Middle Schools with Students Like Ours	Median Middle School
Students (n=144)				
Students enrolled in high school credit courses (grades 7 & 8)	31.4%	Up from 24.8%	25.5%	24.5%
Retention rate	2.8%	Up from 0.0%	0.9%	0.7%
Attendance rate	96.3%	No Change	95.6%	95.9%
Served by gifted and talented program	75.5%	Up from 73.2%	18.7%	17.8%
With disabilities other than speech	2.1%	Up from 1.8%	10.1%	9.2%
Older than usual for grade	0.7%	Up from 0.0%	2.0%	1.5%
Out-of-school suspensions or expulsions for violent and/or criminal offenses	0.0%	Down from 1.8%	0.5%	0.4%
Annual dropout rate	0.0%	No Change	0.0%	0.0%
Teachers (n=11)				
Teachers with advanced degrees	63.6%	Down from 88.9%	60.9%	60.0%
Continuing contract teachers	63.6%	Down from 88.9%	87.5%	82.6%
Teachers returning from previous year	78.2%	Up from 77.3%	86.4%	85.6%
Teacher attendance rate	95.3%	Up from 94.6%	95.0%	95.3%
Average teacher salary*	\$42,547	Up 0.3%	\$46,345	\$46,300
Classes not taught by highly qualified teachers	15.3%	Up from 0.0%	0.0%	1.2%
Professional development days/teacher	9.0 days	Down from 9.9 days	10.1 days	9.9 days
School				
Principal's years at school	3.0	Up from 2.0	4.0	4.0
Student-teacher ratio in core subjects	24.0 to 1	Up from 19.8 to 1	21.6 to 1	21.5 to 1
Prime instructional time	90.4%	Down from 90.6%	89.6%	90.1%
Opportunities in the arts	Excellent	No Change	Good	Good
SACS accreditation	Yes	No Change	Yes	Yes
Parents attending conferences	95.5%	Up from 42.7%	97.6%	98.1%
Character development program	Below Average	No Change	Good	Good
Dollars spent per pupil**	\$7,090	Down 9.8%	\$7,484	\$7,634
Percent of expenditures for instruction**	57.5%	Up from 55.2%	64.1%	64.0%
Percent of expenditures for teacher salaries**	55.3%	Up from 51.9%	61.9%	61.2%
% of AYP objectives met	100.0%	No Change	81.0%	80.5%

* Length of contract = 185+ days.

** Prior year audited financial data available.

EVALUATION RESULTS

	Teachers	Students*	Parents*
Number of surveys returned	10	62	29
Percent satisfied with learning environment	100.0%	83.6%	89.3%
Percent satisfied with social and physical environment	100.0%	87.1%	96.6%
Percent satisfied with school-home relations	100.0%	95.2%	85.7%

*Only students at the highest middle school grade level at this school and their parents were included.

REPORT OF PRINCIPAL AND SCHOOL IMPROVEMENT COUNCIL

The Marlboro County School of Discovery continued to grow and excel during the 2010-2011 school year in both the arts and academic realms. Once again, the school anticipates meeting Annual Yearly Progress. Based on 2010 PASS scores the school earned the Palmetto Gold Award for general academic achievement and the Palmetto Silver Award for closing the achievement gap. The Discovery School completed its fifth consecutive year of being a Teacher Advancement Program (TAP) school. TAP is a comprehensive school reform aimed at restructuring the teaching profession while attaining measurable gains in student achievement. The school earned a value-added score of 5 out of a possible 5 based on 2010 PASS scores, which is reflective of the hard work of the staff and student body in making two full years academic growth.

This year, the school had one student recognized as a South Carolina Junior Scholar. One student was a recipient of the Daughters of the American Revolution Citizenship Award. We also had twenty-one students inducted into the Junior Beta Club. For the fourth year, the School of Discovery had an Academic Challenge Team that represented the school admirably. Over two-thirds of the student body met or exceeded their target growth scores on the MAP tests or else scored at the 80th national percentile or higher.

The School of Discovery Dancers performed at a regional dance competition in Concord, NC, and earned top ratings in their division and category. The Discovery Singers competed in a national choral competition in Williamsburg, VA, and earned a rating of "Excellent" for the Show Choir category. Three soloists also earned top honors in the soloist category.

This year the school continued tenants of Positive Behavioral Interventions and Supports (PBIS). The focus of PBIS is on recognizing and rewarding students for positive behavior. This program helped encourage and motivate our students to consistently demonstrate good behavior, and the students enjoyed the numerous incentives provided for them during the year.

High expectations are the norm at the Marlboro School of Discovery, and those high expectations continue to translate into positive results. There is an equation familiar to many educators that sums up the core of our philosophy at Discovery: Expectation + Concentration = Manifestation. By coupling high expectations with rigorous instructional concentration, Discovery continues to celebrate student academic growth manifested in desirable achievement results.

Jack Swann, Jr., Principal
Sharol Ellerbe, SIC Chair

Comprehensive detail, including definitions of ratings, performance criteria, and explanations of status, is available on www.ed.sc.gov and www.eoc.sc.gov as well as school and school district websites.

Printed versions are available from school districts upon request.

Abbreviations Key

N/A Not Applicable N/AV Not Available N/C Not Collected N/R Not Reported I/S Insufficient Sample TBD To be determined

NI Newly Identified CSI Continuing School Improvement CA Corrective Action RP Plan to Restructure R Restructure DELAY School Improvement Status HOLD School Improvement Status