



SC Annual School Report Card Summary

MCCOLL ELEMENTARY/MIDDLE Marlboro
Grades: PK-8 Enrollment: 818
Principal: Macky Norton
Superintendent: Dr. Helena Tillar
Board Chair: Lucy Parsons

PERFORMANCE

Comprehensive detail, including definitions of ratings, performance criteria, and explanations of status, is available on www.ed.sc.gov and www.eoc.sc.gov as well as school and school district websites. Printed versions are available from school districts upon request.

YEAR	ABSOLUTE RATING	GROWTH RATING	PALMETTO GOLD AND SILVER AWARD		AYP STATUS	NCLB IMPROVEMENT STATUS
			General Performance	Closing the Gap		
2011	Below Average	Average	TBD	TBD	Not Met	R
2010	Below Average	Average	Silver	N/A	Not Met	R
2009	Below Average	Below Average	N/A	N/A	Not Met	R

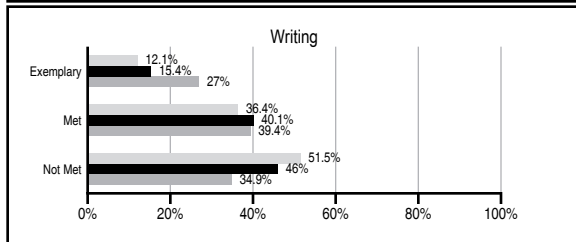
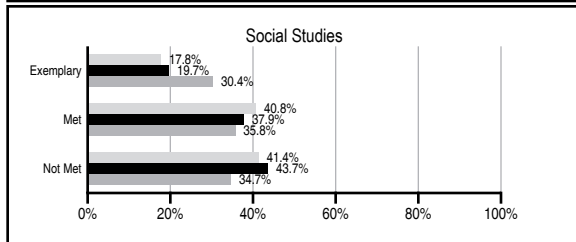
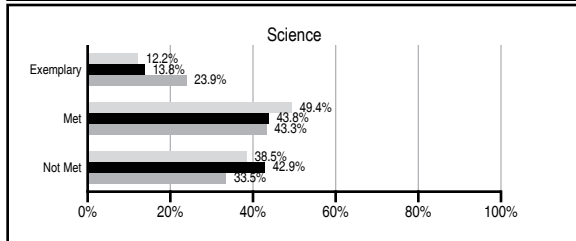
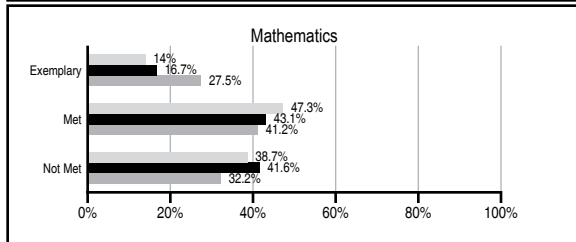
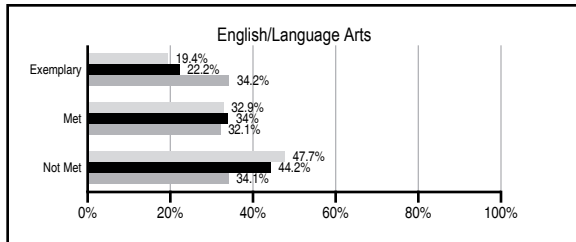
ABSOLUTE RATINGS OF MIDDLE SCHOOLS WITH STUDENTS LIKE OURS*

EXCELLENT	GOOD	AVERAGE	BELOW AVERAGE	AT-RISK
0	0	30	20	8

*Ratings are calculated with data available by 11/09/2011. Schools with Students Like Ours are Middle Schools with Poverty Indices of no more than 5% above or below the index for this school.

PASS PERFORMANCE

Our School Middle Schools with Students Like Ours Middle schools statewide



NAEP PERFORMANCE*

* Performance reported for SC and nation, data not available at school level. Percentages at NAEP Achievement Levels.



END OF COURSE TESTS - 2011

% of students scoring 70 or above on:	Our Middle School	Middle Schools with Students Like Ours
Algebra 1/Math for the Technologies 2	100.0	93.5
English 1	100.0	91.3
Biology 1/Applied Biology 2	N/A	31.0
Physical Science	N/A	36.2
US History and the Constitution	N/A	N/A
All Subjects	100.0	92.0

SC PERFORMANCE VISION

By 2020 all students will graduate with the knowledge and skills necessary to compete successfully in the global economy, participate in a democratic society and contribute positively as members of families and communities.

Abbreviations Key

N/A Not Applicable N/AV Not Available N/C Not Collected N/R Not Reported I/S Insufficient Sample TBD To be determined
 NI Newly Identified CSI Continuing School Improvement CA Corrective Action RP Plan to Restructure R Restructure DELAY School Improvement Status HOLD School Improvement Status

MCCOLL ELEMENTARY/MIDDLE [Marlboro]

SCHOOL PROFILE

	Our School	Change from Last Year	Middle Schools with Students Like Ours	Median Middle School
Students (n=818)				
Students enrolled in high school credit courses (grades 7 & 8)	9.1%	Up from 0.0%	14.1%	24.5%
Retention rate	0.4%	Down from 2.1%	0.6%	0.7%
Attendance rate	95.0%	No Change	95.7%	95.9%
Served by gifted and talented program	12.8%	Up from 12.3%	11.0%	17.8%
With disabilities other than speech	12.1%	Down from 15.4%	10.9%	9.2%
Older than usual for grade	0.1%	Down from 0.8%	2.6%	1.5%
Out-of-school suspensions or expulsions for violent and/or criminal offenses	0.0%	Down from 0.1%	0.4%	0.4%
Annual dropout rate	0.0%	No Change	0.0%	0.0%
Teachers (n=57)				
Teachers with advanced degrees	73.7%	Up from 69.6%	60.0%	60.0%
Continuing contract teachers	87.7%	Down from 94.6%	73.1%	82.6%
Teachers returning from previous year	94.9%	Up from 89.4%	82.8%	85.6%
Teacher attendance rate	95.5%	Down from 95.8%	95.3%	95.3%
Average teacher salary*	\$43,559	Down 2.0%	\$44,672	\$46,300
Classes not taught by highly qualified teachers	1.2%	Down from 2.2%	2.2%	1.2%
Professional development days/teacher	5.9 days	Up from 5.0 days	11.0 days	9.9 days
School				
Principal's years at school	12.0	Up from 11.0	3.0	4.0
Student-teacher ratio in core subjects	21.7 to 1	Up from 20.0 to 1	20.0 to 1	21.5 to 1
Prime instructional time	89.8%	Down from 90.6%	90.2%	90.1%
Opportunities in the arts	Good	No Change	Good	Good
SACS accreditation	Yes	No Change	Yes	Yes
Parents attending conferences	80.6%	Down from 89.9%	97.3%	98.1%
Character development program	Average	No Change	Good	Good
Dollars spent per pupil**	\$7,095	Down 2.2%	\$8,780	\$7,634
Percent of expenditures for instruction**	70.5%	Up from 67.6%	62.9%	64.0%
Percent of expenditures for teacher salaries**	64.9%	Up from 64.8%	59.2%	61.2%
% of AYP objectives met	60.0%	Down from 96.0%	71.5%	80.5%

* Length of contract = 185+ days.

** Prior year audited financial data available.

EVALUATION RESULTS

	Teachers	Students*	Parents*
Number of surveys returned	53	104	87
Percent satisfied with learning environment	92.3%	90.4%	82.6%
Percent satisfied with social and physical environment	92.3%	84.6%	80.2%
Percent satisfied with school-home relations	73.6%	89.4%	76.5%

*Only students at the highest middle school grade level at this school and their parents were included.

REPORT OF PRINCIPAL AND SCHOOL IMPROVEMENT COUNCIL

The mission of McColl Elementary/Middle School is to create a learning community committed to developing lifelong learners and school excellence. We are guided by seven beliefs: 1) Everyone has the potential to learn, 2) Human beings have worth, 3) Learning needs to be a safe and positive experience, 4) Rights begin with respect and responsibility, 5) Education is a shared responsibility, 6) Excellence is worth the effort, and 7) Progress requires change.

McColl School serves, through an extended school year calendar, approximately 810 students in grades Pre-K through 8 with a certified staff of 56.5 and 29 support personnel.

McColl School continues to focus on improving the instructional program. Focused instruction in the core subject areas, which incorporates best practices, remediation, and enhanced learning experiences, offers students' opportunities to succeed. Instruction is based on the State Standards with a strong focus on reading improvement. Study Island, Success Maker, and Waterford technology programs supplement the regular curriculum. The System for Teacher and Student Advancement, SCTAP, has provided many hours of staff development in best teaching practices, classroom observations for instructional improvement, and Master Teachers for modeling and field testing research-based strategies. MAP testing in grades K-8 has provided teachers with data to identify students' strengths and weaknesses. A Guidance grant has provided additional services in the elementary grades.

McColl School has received several recognitions for accomplishments this school year. The Palmetto Silver Award was received for PASS test score improvement. The school met 24 of 25 Annual Yearly Progress (AYP) objectives. A Value Added score of "5", which is the highest score possible, was received from SCTAP for student growth and achievement. Three eighth grade students were recognized as Junior Scholars.

A strong Parent Involvement Program at McColl School provides an essential component to the instructional focus. Not only is it our goal that parents feel welcome, but also they receive the necessary training and support to help their children succeed.

The school is accredited by the Southern Association of Colleges and Schools. The school continues to meet all instructional standards of the State Department of Education. The status of the school is "advised" accreditation rating for 2010-2011.

Comprehensive detail, including definitions of ratings, performance criteria, and explanations of status, is available on www.ed.sc.gov and www.eoc.sc.gov as well as school and school district websites.

Printed versions are available from school districts upon request.

Abbreviations Key

N/A Not Applicable N/AV Not Available N/C Not Collected N/R Not Reported I/S Insufficient Sample TBD To be determined

NI Newly Identified CSI Continuing School Improvement CA Corrective Action RP Plan to Restructure R Restructure DELAY School Improvement Status HOLD School Improvement Status