



# SC Annual School Report Card Summary

**DUTCH FORK MIDDLE**  
**Lexington/Richland 5**  
**Grades: 7-8** Enrollment: 1,099  
**Principal: Roderic F. Taylor**  
**Superintendent: Stephen W. Hefner, Ed. D.**  
**Board Chair: Robert Gantt**

## PERFORMANCE

Comprehensive detail, including definitions of ratings, performance criteria, and explanations of status, is available on [www.ed.sc.gov](http://www.ed.sc.gov) and [www.eoc.sc.gov](http://www.eoc.sc.gov) as well as school and school district websites. Printed versions are available from school districts upon request.

YEAR	ABSOLUTE RATING	GROWTH RATING	PALMETTO GOLD AND SILVER AWARD		AYP STATUS	NCLB IMPROVEMENT STATUS
			General Performance	Closing the Gap		
2011	Excellent	Excellent	TBD	TBD	Not Met	N/A
2010	Excellent	Excellent	Gold	N/A	Not Met	N/A
2009	Excellent	Average	Gold	N/A	Not Met	N/A

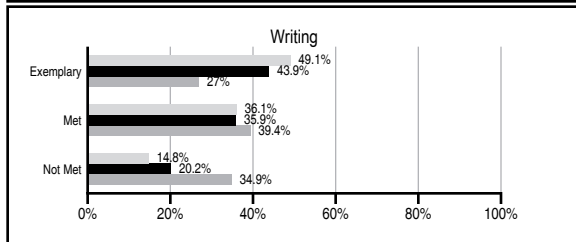
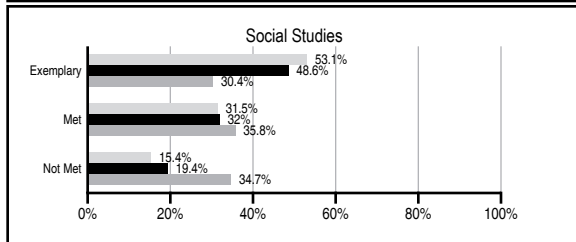
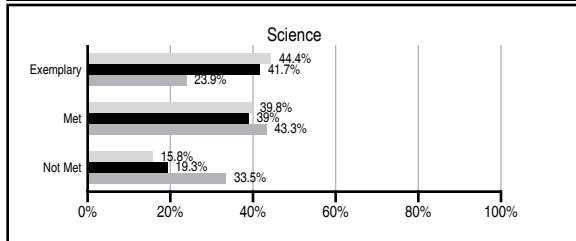
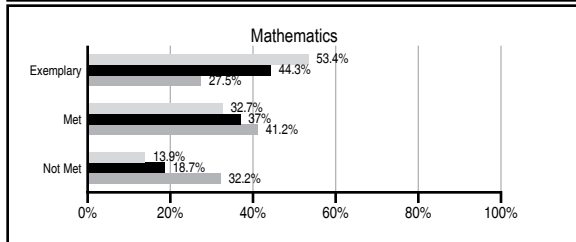
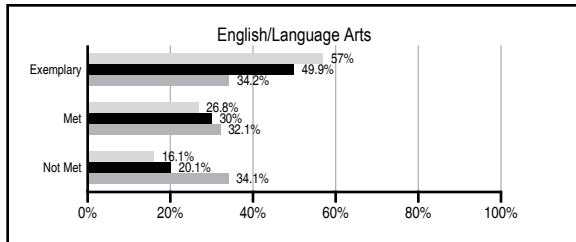
## ABSOLUTE RATINGS OF MIDDLE SCHOOLS WITH STUDENTS LIKE OURS\*

EXCELLENT	GOOD	AVERAGE	BELOW AVERAGE	AT-RISK
8	1	0	0	0

\* Ratings are calculated with data available by 11/09/2011. Schools with Students Like Ours are Middle Schools with Poverty Indices of no more than 5% above or below the index for this school.

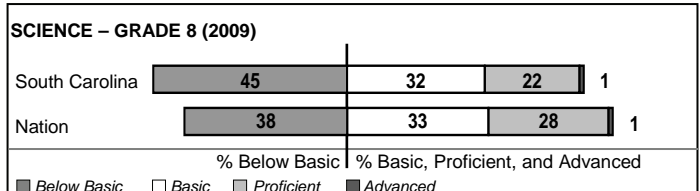
## PASS PERFORMANCE

Our School
  Middle Schools with Students Like Ours
  Middle schools statewide



## NAEP PERFORMANCE\*

\* Performance reported for SC and nation, data not available at school level. Percentages at NAEP Achievement Levels.



## END OF COURSE TESTS - 2011

% of students scoring 70 or above on:	Our Middle School	Middle Schools with Students Like Ours
Algebra 1/Math for the Technologies 2	99.7	99.1
English 1	97.9	99.1
Biology 1/Applied Biology 2	N/A	N/A
Physical Science	N/A	N/A
US History and the Constitution	N/A	N/A
All Subjects	99.4	99.2

## SC PERFORMANCE VISION

*By 2020 all students will graduate with the knowledge and skills necessary to compete successfully in the global economy, participate in a democratic society and contribute positively as members of families and communities.*

### Abbreviations Key

N/A Not Applicable N/AV Not Available N/C Not Collected N/R Not Reported I/S Insufficient Sample TBD To be determined  
 NI Newly Identified CSI Continuing School Improvement CA Corrective Action RP Plan to Restructure R Restructure DELAY School Improvement Status HOLD School Improvement Status

# DUTCH FORK MIDDLE [Lexington/Richland 5]

## SCHOOL PROFILE

	Our School	Change from Last Year	Middle Schools with Students Like Ours	Median Middle School
<b>Students (n=1,099)</b>				
Students enrolled in high school credit courses (grades 7 & 8)	74.3%	Down from 75.0%	44.7%	24.5%
Retention rate	0.3%	No Change	0.4%	0.7%
Attendance rate	97.3%	Up from 97.1%	96.3%	95.9%
Served by gifted and talented program	43.8%	Down from 48.3%	30.3%	17.8%
With disabilities other than speech	4.4%	Down from 6.4%	7.8%	9.2%
Older than usual for grade	0.6%	Down from 1.0%	0.9%	1.5%
Out-of-school suspensions or expulsions for violent and/or criminal offenses	0.4%	Down from 0.5%	0.8%	0.4%
Annual dropout rate	0.0%	No Change	0.0%	0.0%
<b>Teachers (n=68)</b>				
Teachers with advanced degrees	60.3%	Down from 64.2%	66.7%	60.0%
Continuing contract teachers	88.2%	Up from 83.6%	88.2%	82.6%
Teachers returning from previous year	85.6%	Up from 85.0%	87.9%	85.6%
Teacher attendance rate	95.4%	Up from 93.1%	95.1%	95.3%
Average teacher salary*	\$48,243	Down 4.0%	\$49,572	\$46,300
Classes not taught by highly qualified teachers	6.9%	Up from 2.8%	1.9%	1.2%
Professional development days/teacher	7.2 days	Up from 6.9 days	7.9 days	9.9 days
<b>School</b>				
Principal's years at school	6.0	Up from 5.0	3.0	4.0
Student-teacher ratio in core subjects	22.3 to 1	Up from 21.1 to 1	23.9 to 1	21.5 to 1
Prime instructional time	91.7%	Up from 89.1%	90.6%	90.1%
Opportunities in the arts	Excellent	No Change	Good	Good
SACS accreditation	Yes	No Change	Yes	Yes
Parents attending conferences	90.9%	Down from 98.1%	91.9%	98.1%
Character development program	Good	No Change	Good	Good
Dollars spent per pupil**	\$7,277	Down 8.3%	\$6,726	\$7,634
Percent of expenditures for instruction**	66.0%	Up from 62.4%	66.0%	64.0%
Percent of expenditures for teacher salaries**	64.9%	Up from 61.2%	63.9%	61.2%
% of AYP objectives met	95.2%	Up from 90.5%	89.5%	80.5%

\* Length of contract = 185+ days.

\*\* Prior year audited financial data available.

## EVALUATION RESULTS

	Teachers	Students*	Parents*
Number of surveys returned	72	519	99
Percent satisfied with learning environment	84.7%	80.6%	96.9%
Percent satisfied with social and physical environment	86.1%	82.5%	85.6%
Percent satisfied with school-home relations	97.2%	83.9%	88.5%

\*Only students at the highest middle school grade level at this school and their parents were included.

Comprehensive detail, including definitions of ratings, performance criteria, and explanations of status, is available on [www.ed.sc.gov](http://www.ed.sc.gov) and [www.eoc.sc.gov](http://www.eoc.sc.gov) as well as school and school district websites.

Printed versions are available from school districts upon request.

## REPORT OF PRINCIPAL AND SCHOOL IMPROVEMENT COUNCIL

The mission of Dutch Fork Middle School (DFMS), in partnership with our community, is to ensure that our students succeed through a rigorous academic program in a nurturing environment. At DFMS we are "shaping the future...making connections" for all students by continuing to stress rigor, relevance, and relationships.

During the 2010-11 school year DFMS focused on relationships. PE Coaches Agnello, Earley, and Taylor started an intramural program with the first Fox Cups being awarded to two Dens (homerooms) based on academics, behavior, and intramural contest results: Mrs. Dickerson (8th grade) and Mr. Rogers (7th grade). We also instituted components of positive behavior intervention (PBIS) through our Fox Card program, which recognized students every grading period for good behavior. DFMS also offered single gender Dens so that our guidance program could be more effective in addressing the different social and emotional needs of our students.

DFMS continued our literacy focus with our D5 Reads 365 program. Every nine weeks students who read at least five books had their names entered into a drawing with the chance to win an iPod shuffle.

DFMS had 95 Junior Scholars. Hamilton M. was elected as State Reporter for the SC Junior Beta Club. Four DFMS students auditioned and were selected for the South Carolina Junior High Honor Choir. Two students made All State Orchestra. Fifteen students marched with the DFMS Silver Spirit Band. Twenty-two students were recognized for having perfect scores on 2009 PASS testing, and DFMS was again awarded the Palmetto Gold award for our PASS scores.

The Mock Trial team made it to the state finals. The Boys' football team completed their championship season undefeated, and DFMS also fielded a baseball team for the first time.

Brandon Doty, seventh-grade science teacher, was named Teacher of the Year; and Mary Bouknight, cafeteria manager, was elected Support Staff Employee of the Year.

The DFMS PTSA started a Breathe Better Anti-Idling program. The DFMS School Improvement Council worked to get additional staff to assist with morning traffic congestion. DFMS Parent Kim Morris was named D5 Middle School Mentor of the Year; and Matt Haynes was named D5 Middle School Volunteer of the Year. We were recognized by the South Carolina Chapter of the National School Public Relations Association for our website, student handbook, and Foxer logo.

During the 2010-2011 school year, students, faculty, and staff continued to showcase the academic, athletic, and overall excellence of Dutch Fork Middle.

Mrs. Tammie Epps, SIC Chair  
Taylor, Principal

Roderic F.

### Abbreviations Key

N/A Not Applicable N/AV Not Available N/C Not Collected N/R Not Reported I/S Insufficient Sample TBD To be determined

NI Newly Identified CSI Continuing School Improvement CA Corrective Action RP Plan to Restructure R Restructure DELAY School Improvement Status HOLD School Improvement Status