



SC Annual School Report Card Summary

CHAPIN MIDDLE
Lexington/Richland 5
Grades: 6-8 Enrollment: 1,031
Principal: Dr. Michael Lofton
Superintendent: Stephen W. Hefner, Ed. D.
Board Chair: Robert Gantt

PERFORMANCE

Comprehensive detail, including definitions of ratings, performance criteria, and explanations of status, is available on www.ed.sc.gov and www.eoc.sc.gov as well as school and school district websites. Printed versions are available from school districts upon request.

YEAR	ABSOLUTE RATING	GROWTH RATING	PALMETTO GOLD AND SILVER AWARD		AYP STATUS	NCLB IMPROVEMENT STATUS
			General Performance	Closing the Gap		
2011	Excellent	Excellent	TBD	TBD	Not Met	N/A
2010	Excellent	Excellent	Gold	Silver	Met	N/A
2009	Excellent	Good	Gold	Silver	Met	N/A

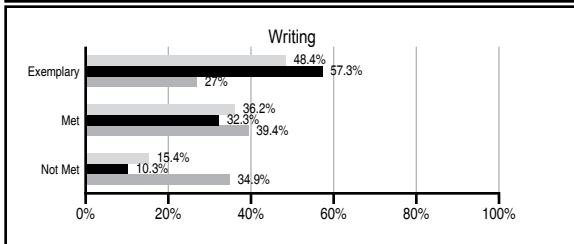
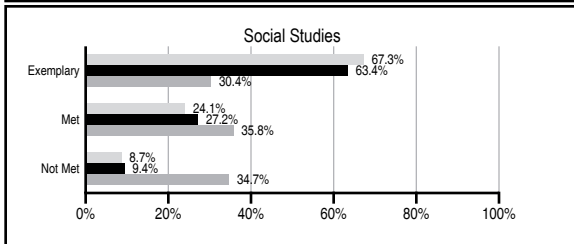
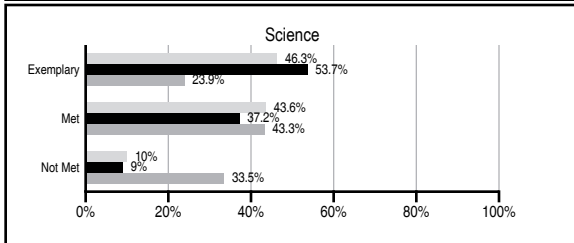
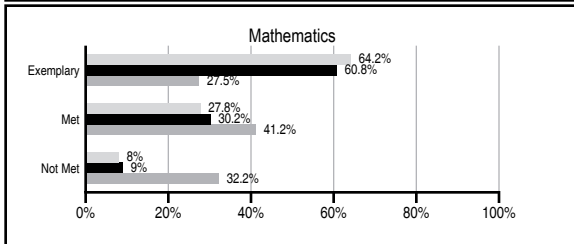
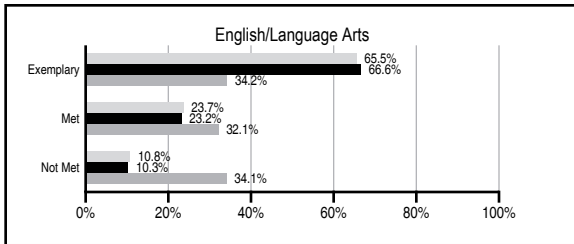
ABSOLUTE RATINGS OF MIDDLE SCHOOLS WITH STUDENTS LIKE OURS*

EXCELLENT	GOOD	AVERAGE	BELOW AVERAGE	AT-RISK
6	0	0	0	0

* Ratings are calculated with data available by 11/09/2011. Schools with Students Like Ours are Middle Schools with Poverty Indices of no more than 5% above or below the index for this school.




PASS PERFORMANCE

Our School
 Middle Schools with Students Like Ours
 Middle schools statewide



NAEP PERFORMANCE*

* Performance reported for SC and nation, data not available at school level. Percentages at NAEP Achievement Levels.



END OF COURSE TESTS - 2011

% of students scoring 70 or above on:	Our Middle School	Middle Schools with Students Like Ours
Algebra 1/Math for the Technologies 2	100.0	99.6
English 1	N/A	100.0
Biology 1/Applied Biology 2	N/A	N/A
Physical Science	N/A	N/A
US History and the Constitution	N/A	N/A
All Subjects	100.0	99.7

SC PERFORMANCE VISION

By 2020 all students will graduate with the knowledge and skills necessary to compete successfully in the global economy, participate in a democratic society and contribute positively as members of families and communities.

Abbreviations Key

N/A Not Applicable N/AV Not Available N/C Not Collected N/R Not Reported I/S Insufficient Sample TBD To be determined
 NI Newly Identified CSI Continuing School Improvement CA Corrective Action RP Plan to Restructure R Restructure DELAY School Improvement Status HOLD School Improvement Status

CHAPIN MIDDLE [Lexington/Richland 5]

SCHOOL PROFILE

	Our School	Change from Last Year	Middle Schools with Students Like Ours	Median Middle School
Students (n=1,031)				
Students enrolled in high school credit courses (grades 7 & 8)	86.0%	Up from 66.3%	52.4%	24.5%
Retention rate	0.2%	Up from 0.1%	0.3%	0.7%
Attendance rate	96.9%	Up from 96.6%	96.8%	95.9%
Served by gifted and talented program	49.4%	Up from 49.3%	46.1%	17.8%
With disabilities other than speech	6.6%	Down from 8.9%	4.1%	9.2%
Older than usual for grade	0.0%	Down from 0.2%	0.5%	1.5%
Out-of-school suspensions or expulsions for violent and/or criminal offenses	0.8%	Up from 0.0%	0.5%	0.4%
Annual dropout rate	0.0%	No Change	0.0%	0.0%
Teachers (n=66)				
Teachers with advanced degrees	74.2%	Up from 72.5%	59.8%	60.0%
Continuing contract teachers	93.9%	Up from 89.9%	91.0%	82.6%
Teachers returning from previous year	88.6%	Up from 88.5%	90.4%	85.6%
Teacher attendance rate	94.8%	Up from 94.0%	95.2%	95.3%
Average teacher salary*	\$51,863	Up 1.3%	\$49,816	\$46,300
Classes not taught by highly qualified teachers	1.4%	Up from 0.4%	0.4%	1.2%
Professional development days/teacher	8.9 days	Down from 11.0 days	7.2 days	9.9 days
School				
Principal's years at school	1.0	Down from 7.0	2.0	4.0
Student-teacher ratio in core subjects	21.3 to 1	Up from 20.0 to 1	22.5 to 1	21.5 to 1
Prime instructional time	91.0%	Up from 89.8%	91.3%	90.1%
Opportunities in the arts	Excellent	No Change	Excellent	Good
SACS accreditation	Yes	No Change	Yes	Yes
Parents attending conferences	100.0%	Up from 99.6%	100.0%	98.1%
Character development program	Excellent	No Change	Excellent	Good
Dollars spent per pupil**	\$7,436	Down 8.5%	\$7,105	\$7,634
Percent of expenditures for instruction**	67.4%	Up from 62.8%	64.9%	64.0%
Percent of expenditures for teacher salaries**	66.0%	Up from 61.0%	62.9%	61.2%
% of AYP objectives met	85.7%	Down from 100.0%	90.5%	80.5%

* Length of contract = 185+ days.

** Prior year audited financial data available.

EVALUATION RESULTS

	Teachers	Students*	Parents*
Number of surveys returned	64	294	105
Percent satisfied with learning environment	98.4%	79.5%	96.2%
Percent satisfied with social and physical environment	96.8%	83.8%	94.2%
Percent satisfied with school-home relations	96.8%	87.2%	85.3%

*Only students at the highest middle school grade level at this school and their parents were included.

REPORT OF PRINCIPAL AND SCHOOL IMPROVEMENT COUNCIL

We are pleased to present you with the School Report Card (SRC) for the 2010-2011 school year at Chapin Middle School (CMS). The purpose of the SRC is to inform parents, our community and other schools of the progress of Chapin Middle compared to the rest of our district and across the state.

CMS continues to make Adequate Yearly Progress (AYP). We continue to grow and implement new courses as we prepare for the coming school year and are very proud to continue to offer the kind of quality educational programs that Chapin students deserve.

CMS continues to work towards improvement in all areas of education. We are focused on helping all students work at a higher level of academic achievement. It is essential for us to create the very best learning environment possible, which includes the areas of exploratory and fine arts. We enjoy watching our students grow into musicians, artists, athletes, authors and actors after participating in the award winning programs offered at CMS.

CMS was awarded the Creative Communication's Poetic Achievement Award for Spring 2011. This certificate is awarded to schools whose students' poems are of exceptionally high merit. A total of 39 sixth-graders were published! CMS also had two students represented at the SC State Fair Student Art Exhibit.

CMS's Band, Orchestra and Chorus all received Superior ratings at several competitions this year.

Sixty-five CMS eighth-graders qualified for the South Carolina Junior Scholars Program with either their October PSAT scores, their seventh-grade Duke TIP status, or both.

Our parents participate in school activities by chaperoning school events and volunteering with school projects. CMS had over 70 parents share about their life experience on career day. And, parents serve on our SIC and PTO. Their support helps to ensure the implementation of our mission by supporting where community and school unite for excellence.

We celebrate successes in our work and the achievements of our students. Thank you for your continued support of CMS staff, students, parents and the community.

Thank you,

Michael Lofton, Ph.D., Principal
Michelle Estridge, SIC Chairperson

Comprehensive detail, including definitions of ratings, performance criteria, and explanations of status, is available on www.ed.sc.gov and www.eoc.sc.gov as well as school and school district websites.

Printed versions are available from school districts upon request.

Abbreviations Key

N/A Not Applicable N/AV Not Available N/C Not Collected N/R Not Reported I/S Insufficient Sample TBD To be determined

NI Newly Identified CSI Continuing School Improvement CA Corrective Action RP Plan to Restructure R Restructure DELAY School Improvement Status HOLD School Improvement Status