



SC Annual School Report Card Summary

IRMO MIDDLE
Lexington/Richland 5
Grades: 6-8 Enrollment: 882
Principal: Marie Waldrop
Superintendent: Stephen W. Hefner, Ed. D.
Board Chair: Robert Gantt

PERFORMANCE

Comprehensive detail, including definitions of ratings, performance criteria, and explanations of status, is available on www.ed.sc.gov and www.eoc.sc.gov as well as school and school district websites. Printed versions are available from school districts upon request.

YEAR	ABSOLUTE RATING	GROWTH RATING	PALMETTO GOLD AND SILVER AWARD		AYP STATUS	NCLB IMPROVEMENT STATUS
			General Performance	Closing the Gap		
2011	Excellent	Excellent	TBD	TBD	Not Met	N/A
2010	Excellent	Good	Gold	N/A	Met	N/A
2009	Good	Average	N/A	N/A	Met	N/A

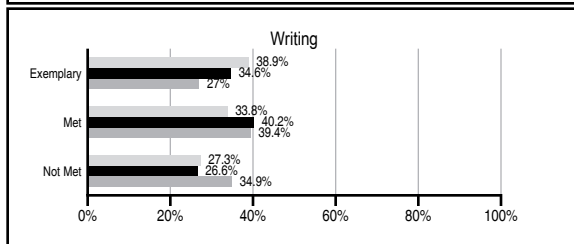
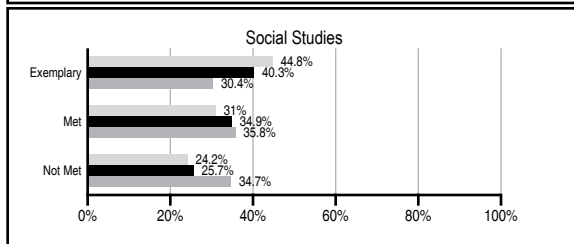
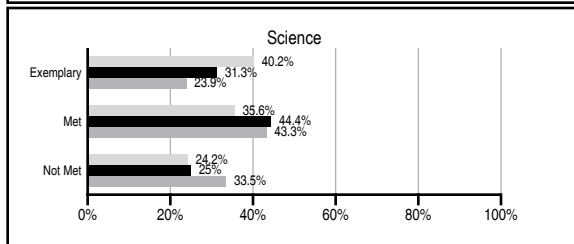
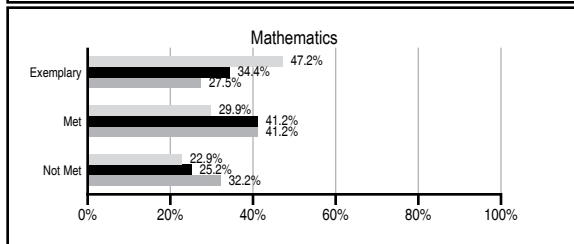
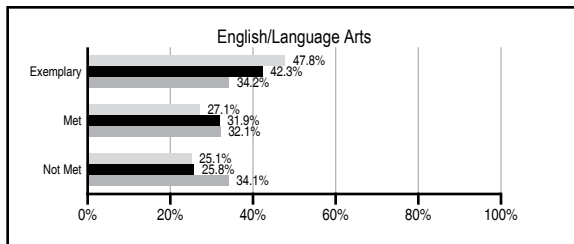
ABSOLUTE RATINGS OF MIDDLE SCHOOLS WITH STUDENTS LIKE OURS*

EXCELLENT	GOOD	AVERAGE	BELOW AVERAGE	AT-RISK
9	22	11	0	1

* Ratings are calculated with data available by 11/09/2011. Schools with Students Like Ours are Middle Schools with Poverty Indices of no more than 5% above or below the index for this school.

PASS PERFORMANCE

Our School
 Middle Schools with Students Like Ours
 Middle schools statewide



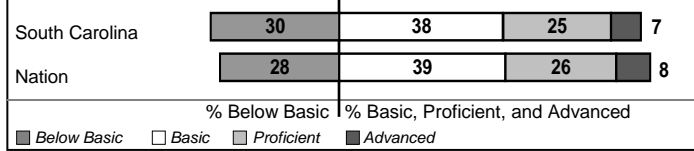
NAEP PERFORMANCE*

* Performance reported for SC and nation, data not available at school level. Percentages at NAEP Achievement Levels.

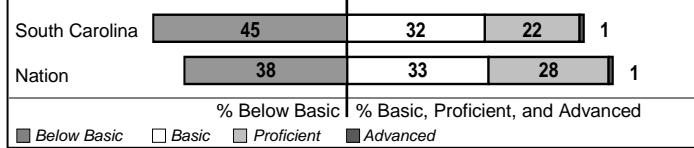
READING – GRADE 8 (2011)



MATH – GRADE 8 (2011)



SCIENCE – GRADE 8 (2009)



END OF COURSE TESTS - 2011

% of students scoring 70 or above on:	Our Middle School	Middle Schools with Students Like Ours
Algebra 1/Math for the Technologies 2	100.0	97.5
English 1	N/A	92.7
Biology 1/Applied Biology 2	N/A	96.9
Physical Science	N/A	24.1
US History and the Constitution	N/A	100
All Subjects	100.0	95.1

SC PERFORMANCE VISION

By 2020 all students will graduate with the knowledge and skills necessary to compete successfully in the global economy, participate in a democratic society and contribute positively as members of families and communities.

Abbreviations Key

N/A Not Applicable N/AV Not Available N/C Not Collected N/R Not Reported I/S Insufficient Sample TBD To be determined
 NI Newly Identified CSI Continuing School Improvement CA Corrective Action RP Plan to Restructure R Restructure DELAY School Improvement Status HOLD School Improvement Status

IRMO MIDDLE [Lexington/Richland 5]

SCHOOL PROFILE

	Our School	Change from Last Year	Middle Schools with Students Like Ours	Median Middle School
Students (n=882)				
Students enrolled in high school credit courses (grades 7 & 8)	66.6%	Up from 65.6%	30.8%	24.5%
Retention rate	1.1%	Up from 0.8%	0.5%	0.7%
Attendance rate	96.6%	Up from 96.4%	96.1%	95.9%
Served by gifted and talented program	33.0%	Down from 35.9%	24.3%	17.8%
With disabilities other than speech	14.1%	Down from 14.4%	8.0%	9.2%
Older than usual for grade	0.3%	Down from 1.1%	0.9%	1.5%
Out-of-school suspensions or expulsions for violent and/or criminal offenses	5.8%	Down from 7.4%	0.4%	0.4%
Annual dropout rate	0.0%	No Change	0.0%	0.0%
Teachers (n=65)				
Teachers with advanced degrees	81.5%	Up from 81.1%	60.0%	60.0%
Continuing contract teachers	93.8%	Down from 94.6%	82.0%	82.6%
Teachers returning from previous year	87.2%	Down from 88.0%	87.6%	85.6%
Teacher attendance rate	94.6%	Down from 95.7%	95.5%	95.3%
Average teacher salary*	\$51,809	Up 2.4%	\$46,763	\$46,300
Classes not taught by highly qualified teachers	2.5%	Up from 2.4%	1.4%	1.2%
Professional development days/teacher	11.0 days	Down from 11.3 days	10.0 days	9.9 days
School				
Principal's years at school	12.0	Up from 11.0	5.0	4.0
Student-teacher ratio in core subjects	25.4 to 1	Up from 22.1 to 1	23.3 to 1	21.5 to 1
Prime instructional time	90.5%	Down from 91.2%	90.6%	90.1%
Opportunities in the arts	Excellent	No Change	Good	Good
SACS accreditation	Yes	No Change	Yes	Yes
Parents attending conferences	100.0%	No Change	98.7%	98.1%
Character development program	Excellent	No Change	Good	Good
Dollars spent per pupil**	\$9,256	Down 6.5%	\$7,143	\$7,634
Percent of expenditures for instruction**	64.6%	Up from 61.6%	64.6%	64.0%
Percent of expenditures for teacher salaries**	63.7%	Up from 60.7%	62.4%	61.2%
% of AYP objectives met	78.3%	Down from 100.0%	81.8%	80.5%

* Length of contract = 185+ days.

** Prior year audited financial data available.

EVALUATION RESULTS

	Teachers	Students*	Parents*
Number of surveys returned	71	390	192
Percent satisfied with learning environment	93.0%	80.3%	85.2%
Percent satisfied with social and physical environment	94.4%	82.8%	81.7%
Percent satisfied with school-home relations	95.8%	84.8%	84.1%

*Only students at the highest middle school grade level at this school and their parents were included.

Comprehensive detail, including definitions of ratings, performance criteria, and explanations of status, is available on www.ed.sc.gov and www.eoc.sc.gov as well as school and school district websites.

Printed versions are available from school districts upon request.

REPORT OF PRINCIPAL AND SCHOOL IMPROVEMENT COUNCIL

Irmo Middle School, a recognized leader in educational excellence, is committed to ensuring the development of the unique potential of each student as a lifelong learner through a comprehensive and challenging education program that embraces the best of traditional and innovative practices within a caring, supportive, diverse, and safe community of learners. In addition, our students experience a strong fine arts curriculum both in specialized classes and through arts infusion. Students have numerous opportunities to develop and showcase their talents in all areas. In addition, other accomplishments for the 2010-2011 school year include:

IMS received an Excellent rating on the School Report Card for 2010 and also met Adequate Yearly Progress (AYP).

Irmo Middle School was recognized as a PALMETTO GOLD SCHOOL by the State Department of Education. Mr. Scott Thur was the 2010-2011 Irmo Middle School Teacher of the Year.

Ms. Marcelle Boland was the 2010-2011 IMS Support Employee of the Year.

Vickie Davis and Reina Floyd achieved National Board Certification.

IMS Boys Basketball Team won the State Championship coached by Barry Lee.

IMS received a \$5,000 grant from Food Lion and Pepsi to be used to expand the school pantry, which serves families in need.

Fifty-five (55) 8th graders qualified as Scholars on the PSAT.

In the State MathFest Competition, IMS had a seventh- and eighth-grade individual winner and had nine eighth-graders and five seventh-graders qualify for Regionals. IMS had a student place first in the Optimist Club Oratorical Speech contest.

IMS Orchestra received both Excellent and Superior Ratings at the Music in the Parks Festival at Pigeon Forge, Tennessee. This group also received Superior ratings in other competitions.

IMS Band performed at the Heritage Music Festival in Washington, DC and received Superior ratings. IMS Band attended other competitions and received Superior and Excellent Ratings. In addition, the IMS Band was the recipient of the 2010-2011 Outstanding Performance Award.

The IMS Faculty Handbook was recognized by the SC Chapter of the National School Public Relations.

IMS won all three levels of the District Operation Lifesaver Railroad Safety Poster Contest.

IMS students won all three levels of the District School Bus Safety Poster Contest.

IMS Academic Team placed fourth in the State Competition.

A very special thank you to all of our students, parents, teachers, counselors, administrators, and support staff who work together to make Irmo Middle School a wonderful place for adolescents to learn and grow in a positive and nurturing environment.

Marie Waldrop, Principal
Danny Koon, SIC Chair

Abbreviations Key

N/A Not Applicable N/AV Not Available N/C Not Collected N/R Not Reported I/S Insufficient Sample TBD To be determined

NI Newly Identified CSI Continuing School Improvement CA Corrective Action RP Plan to Restructure R Restructure DELAY School Improvement Status HOLD School Improvement Status