



# SC Annual School Report Card Summary

**SANDHILLS MIDDLE**  
**Lexington 4**  
**Grades: 7-8**      **Enrollment: 489**  
**Principal: Justin Nutter**  
**Superintendent: Linda G. Lavender, Ph.D.**  
**Board Chair: Mr. Jefford Hart, Jr.**

## PERFORMANCE

Comprehensive detail, including definitions of ratings, performance criteria, and explanations of status, is available on [www.ed.sc.gov](http://www.ed.sc.gov) and [www.eoc.sc.gov](http://www.eoc.sc.gov) as well as school and school district websites. Printed versions are available from school districts upon request.

YEAR	ABSOLUTE RATING	GROWTH RATING	PALMETTO GOLD AND SILVER AWARD		AYP STATUS	NCLB IMPROVEMENT STATUS
			General Performance	Closing the Gap		
2011	Average	Average	TBD	TBD	Not Met	N/A
2010	Average	Good	Silver	N/A	Not Met	N/A
2009	Average	Average	N/A	N/A	Not Met	N/A

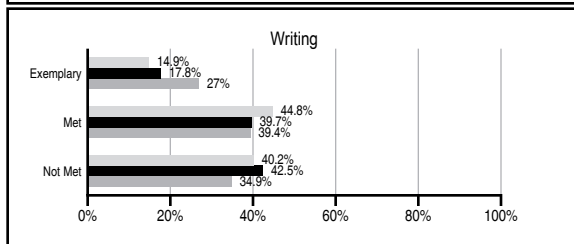
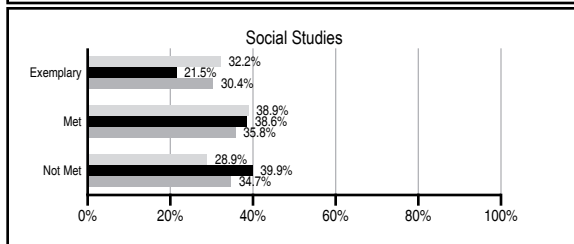
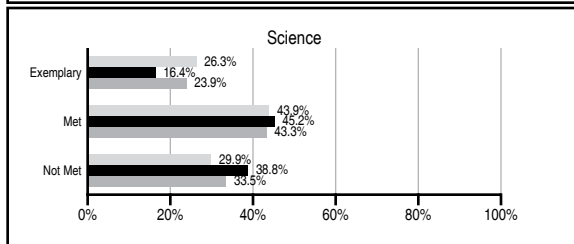
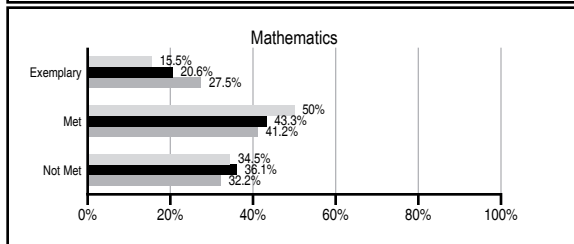
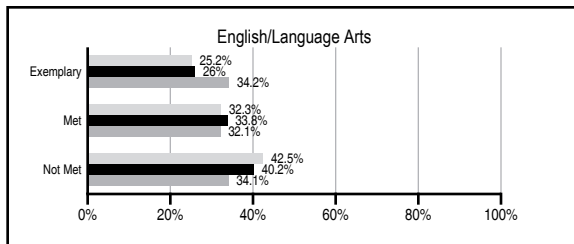
## ABSOLUTE RATINGS OF MIDDLE SCHOOLS WITH STUDENTS LIKE OURS\*

EXCELLENT	GOOD	AVERAGE	BELOW AVERAGE	AT-RISK
0	1	39	10	2

\* Ratings are calculated with data available by 11/09/2011. Schools with Students Like Ours are Middle Schools with Poverty Indices of no more than 5% above or below the index for this school.

## PASS PERFORMANCE


Our School     
  Middle Schools with Students Like Ours     
  Middle schools statewide



## NAEP PERFORMANCE\*

\* Performance reported for SC and nation, data not available at school level. Percentages at NAEP Achievement Levels.


### READING – GRADE 8 (2011)



### MATH – GRADE 8 (2011)



### SCIENCE – GRADE 8 (2009)



## END OF COURSE TESTS - 2011

% of students scoring 70 or above on:	Our Middle School	Middle Schools with Students Like Ours
Algebra 1/Math for the Technologies 2	97.5	97.4
English 1	100.0	92.1
Biology 1/Applied Biology 2	N/A	98.2
Physical Science	N/A	57.8
US History and the Constitution	N/A	N/A
All Subjects	98.5	95.8

## SC PERFORMANCE VISION

*By 2020 all students will graduate with the knowledge and skills necessary to compete successfully in the global economy, participate in a democratic society and contribute positively as members of families and communities.*

### Abbreviations Key

N/A Not Applicable N/AV Not Available N/C Not Collected N/R Not Reported I/S Insufficient Sample TBD To be determined  
 NI Newly Identified CSI Continuing School Improvement CA Corrective Action RP Plan to Restructure R Restructure DELAY School Improvement Status HOLD School Improvement Status

# SANDHILLS MIDDLE [Lexington 4]

## SCHOOL PROFILE

	Our School	Change from Last Year	Middle Schools with Students Like Ours	Median Middle School
<b>Students (n=489)</b>				
Students enrolled in high school credit courses (grades 7 & 8)	18.8%	Up from 16.9%	18.5%	24.5%
Retention rate	0.0%	No Change	0.6%	0.7%
Attendance rate	94.5%	Down from 99.8%	95.8%	95.9%
Served by gifted and talented program	13.9%	Up from 11.2%	13.9%	17.8%
With disabilities other than speech	16.9%	Up from 15.8%	10.2%	9.2%
Older than usual for grade	0.2%	Down from 2.7%	1.9%	1.5%
Out-of-school suspensions or expulsions for violent and/or criminal offenses	1.6%	Up from 0.8%	0.6%	0.4%
Annual dropout rate	0.0%	No Change	0.0%	0.0%
<b>Teachers (n=34)</b>				
Teachers with advanced degrees	55.9%	Down from 57.5%	57.2%	60.0%
Continuing contract teachers	82.4%	Up from 70.0%	82.3%	82.6%
Teachers returning from previous year	82.9%	Up from 78.1%	83.0%	85.6%
Teacher attendance rate	96.8%	Up from 95.9%	95.3%	95.3%
Average teacher salary*	\$39,909	Down 0.1%	\$45,102	\$46,300
Classes not taught by highly qualified teachers	0.0%	Down from 3.0%	1.6%	1.2%
Professional development days/teacher	9.1 days	Down from 11.1 days	10.5 days	9.9 days
<b>School</b>				
Principal's years at school	4.0	Up from 3.0	4.0	4.0
Student-teacher ratio in core subjects	23.2 to 1	Up from 22.2 to 1	20.9 to 1	21.5 to 1
Prime instructional time	90.7%	Down from 94.9%	90.4%	90.1%
Opportunities in the arts	Excellent	No Change	Good	Good
SACS accreditation	Yes	No Change	Yes	Yes
Parents attending conferences	99.4%	Down from 99.7%	96.7%	98.1%
Character development program	Good	No Change	Good	Good
Dollars spent per pupil**	\$7,820	Down 9.5%	\$7,725	\$7,634
Percent of expenditures for instruction**	59.8%	Up from 49.3%	62.7%	64.0%
Percent of expenditures for teacher salaries**	55.7%	Up from 44.7%	59.9%	61.2%
% of AYP objectives met	61.9%	Down from 95.2%	74.3%	80.5%

\* Length of contract = 185+ days.

\*\* Prior year audited financial data available.

## EVALUATION RESULTS

	Teachers	Students*	Parents*
Number of surveys returned	33	233	75
Percent satisfied with learning environment	97.0%	82.7%	78.1%
Percent satisfied with social and physical environment	100.0%	81.8%	79.7%
Percent satisfied with school-home relations	87.9%	82.8%	76.7%

\*Only students at the highest middle school grade level at this school and their parents were included.

## REPORT OF PRINCIPAL AND SCHOOL IMPROVEMENT COUNCIL

Students, parents, faculty, and staff at Sandhills Middle School are proud to work together to create an exemplary learning community that embodies our mission of "being and creating lifelong learners in a safe and supportive environment."

During the 2010-11 school year, our learning community focused on building our capacity to actively utilize student performance data to inform and guide instruction. Our team worked to develop our formative assessment strategies through training with the Keeping Learning on Track® program. Our teachers also continued to develop our ability to effectively assess student learning in multiple ways through the utilization of multi-format summative assessments strategically placed along the learning progression. The collaborative analysis of these assessments allows us to intentionally focus instruction on specific student needs.

Our commitment to ensure student performance at the highest level was demonstrated in our focus on providing proactive assistance to academically at-risk students. Our teachers worked with the entire Lexington Four instructional team in developing our ability to strategically use different phases of instruction throughout the learning progression. Through intentional planning of focus lessons and providing specific guided learning opportunities to students needing assistance, our ability to provide precision instruction to meet specific needs of each student is improving.

The SMS Improvement Council made the improvement of student writing skills a primary focus of their efforts this year. Our SIC sponsored a "Write Into the Night" program to provide families an informative and interactive opportunity to experience the writing process. We want to thank our parents and community for their involvement with SMS! Your partnership is invaluable in developing our citizens of the future!

Our challenges for 2010-11 include continuing to develop our ability to effectively assess student learning, utilizing student achievement data to provide targeted and timely interventions, helping our students develop a solid career plan as they approach high school, and challenging our students to develop critical literacy skills. Our school team will utilize formative and summative student achievement data more systematically and intentionally in order to assist each student. We will be sharing data more frequently with our early adolescent students in order to assist each student develop ownership of his/her learning and future career options. It is vital that we help our students find and develop areas of interest and talent as they approach their high school career. Through the inclusion of career clusters into all curriculum areas, we will work with both seventh and eighth grade students to develop career goals. Finally, our team will continue to infuse critical reading and writing in all subject areas to develop our students' skills and communicate the importance of literacy for all of our students.

Justin Nutter, Principal  
Lacie Barber, Chair, School Improvement Council

Comprehensive detail, including definitions of ratings, performance criteria, and explanations of status, is available on [www.ed.sc.gov](http://www.ed.sc.gov) and [www.eoc.sc.gov](http://www.eoc.sc.gov) as well as school and school district websites.

Printed versions are available from school districts upon request.

### Abbreviations Key

N/A Not Applicable N/AV Not Available N/C Not Collected N/R Not Reported I/S Insufficient Sample TBD To be determined

NI Newly Identified CSI Continuing School Improvement CA Corrective Action RP Plan to Restructure R Restructure DELAY School Improvement Status HOLD School Improvement Status