



SC Annual School Report Card Summary

BATESBURG-LEESVILLE MIDDLE
Lexington 3
Grades: 6-8 Enrollment: 427
Principal: Mrs. Angela Rye
Superintendent: Dr. J Chester Floyd
Board Chair: Cheryl Burgess

PERFORMANCE

Comprehensive detail, including definitions of ratings, performance criteria, and explanations of status, is available on www.ed.sc.gov and www.eoc.sc.gov as well as school and school district websites. Printed versions are available from school districts upon request.

YEAR	ABSOLUTE RATING	GROWTH RATING	PALMETTO GOLD AND SILVER AWARD		AYP STATUS	NCLB IMPROVEMENT STATUS
			General Performance	Closing the Gap		
2011	Average	Good	TBD	TBD	Not Met	N/A
2010	Average	Good	Silver	Silver	Met	N/A
2009	Average	Average	N/A	N/A	Not Met	N/A

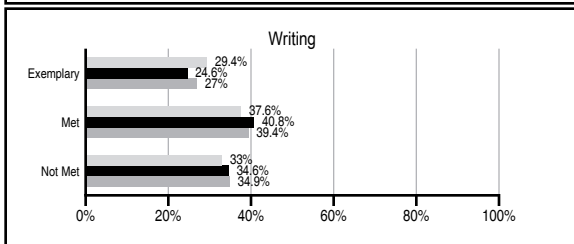
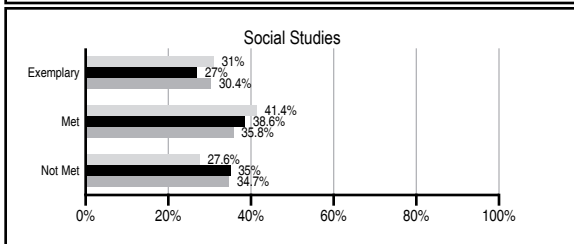
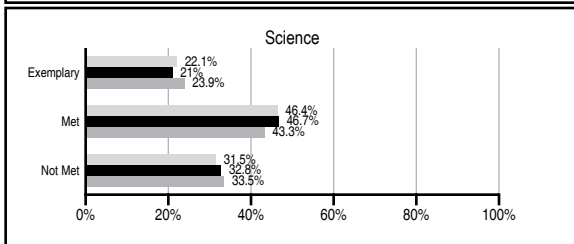
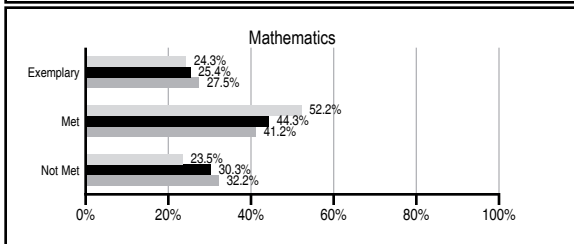
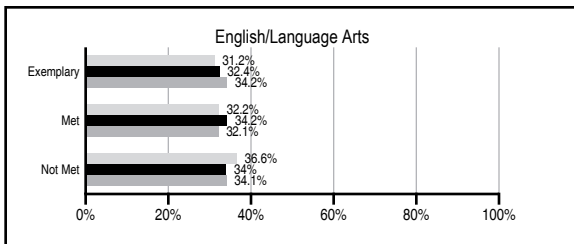
ABSOLUTE RATINGS OF MIDDLE SCHOOLS WITH STUDENTS LIKE OURS*

EXCELLENT	GOOD	AVERAGE	BELOW AVERAGE	AT-RISK
3	8	43	5	0

* Ratings are calculated with data available by 11/09/2011. Schools with Students Like Ours are Middle Schools with Poverty Indices of no more than 5% above or below the index for this school.

PASS PERFORMANCE

Our School
 Middle Schools with Students Like Ours
 Middle schools statewide



NAEP PERFORMANCE*

* Performance reported for SC and nation, data not available at school level. Percentages at NAEP Achievement Levels.

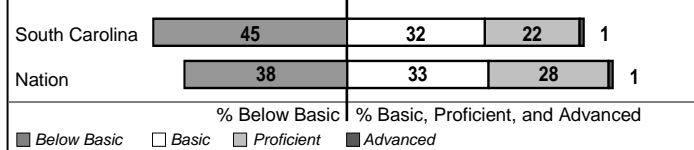
READING – GRADE 8 (2011)



MATH – GRADE 8 (2011)



SCIENCE – GRADE 8 (2009)



END OF COURSE TESTS - 2011

% of students scoring 70 or above on:	Our Middle School	Middle Schools with Students Like Ours
Algebra 1/Math for the Technologies 2	95.2	96.3
English 1	92.5	93.5
Biology 1/Applied Biology 2	N/A	90.2
Physical Science	N/A	82.6
US History and the Constitution	N/A	N/A
All Subjects	93.9	95.9

SC PERFORMANCE VISION

By 2020 all students will graduate with the knowledge and skills necessary to compete successfully in the global economy, participate in a democratic society and contribute positively as members of families and communities.

Abbreviations Key

N/A Not Applicable N/AV Not Available N/C Not Collected N/R Not Reported I/S Insufficient Sample TBD To be determined
 NI Newly Identified CSI Continuing School Improvement CA Corrective Action RP Plan to Restructure R Restructure DELAY School Improvement Status HOLD School Improvement Status

BATESBURG-LEESVILLE MIDDLE [Lexington 3]

SCHOOL PROFILE

	Our School	Change from Last Year	Middle Schools with Students Like Ours	Median Middle School
Students (n=427)				
Students enrolled in high school credit courses (grades 7 & 8)	86.9%	Up from 54.1%	24.5%	24.5%
Retention rate	0.7%	Down from 2.1%	0.9%	0.7%
Attendance rate	96.0%	Down from 99.9%	95.7%	95.9%
Served by gifted and talented program	16.0%	Up from 14.3%	18.2%	17.8%
With disabilities other than speech	10.7%	Down from 11.9%	9.4%	9.2%
Older than usual for grade	4.5%	Up from 3.9%	1.7%	1.5%
Out-of-school suspensions or expulsions for violent and/or criminal offenses	0.2%	Down from 1.6%	0.5%	0.4%
Annual dropout rate	0.0%	No Change	0.0%	0.0%
Teachers (n=30)				
Teachers with advanced degrees	63.3%	Down from 63.6%	58.6%	60.0%
Continuing contract teachers	90.0%	Up from 84.8%	87.5%	82.6%
Teachers returning from previous year	85.7%	Down from 88.4%	84.6%	85.6%
Teacher attendance rate	95.5%	Up from 95.1%	95.3%	95.3%
Average teacher salary*	\$46,149	Up 2.2%	\$45,749	\$46,300
Classes not taught by highly qualified teachers	0.0%	No Change	1.1%	1.2%
Professional development days/teacher	8.5 days	Up from 7.1 days	9.9 days	9.9 days
School				
Principal's years at school	3.0	No Change	4.0	4.0
Student-teacher ratio in core subjects	19.1 to 1	Down from 20.3 to 1	21.1 to 1	21.5 to 1
Prime instructional time	90.9%	Down from 94.2%	89.9%	90.1%
Opportunities in the arts	Good	No Change	Good	Good
SACS accreditation	Yes	No Change	Yes	Yes
Parents attending conferences	92.4%	Up from 91.6%	96.7%	98.1%
Character development program	Good	Down from Excellent	Good	Good
Dollars spent per pupil**	\$8,940	Down 8.6%	\$7,484	\$7,634
Percent of expenditures for instruction**	64.7%	Up from 64.2%	62.7%	64.0%
Percent of expenditures for teacher salaries**	61.3%	Up from 61.0%	60.8%	61.2%
% of AYP objectives met	85.7%	Down from 100.0%	81.0%	80.5%

* Length of contract = 185+ days.

** Prior year audited financial data available.

EVALUATION RESULTS

	Teachers	Students*	Parents*
Number of surveys returned	29	104	69
Percent satisfied with learning environment	96.4%	78.6%	73.1%
Percent satisfied with social and physical environment	96.6%	85.4%	69.6%
Percent satisfied with school-home relations	89.3%	88.5%	64.7%

*Only students at the highest middle school grade level at this school and their parents were included.

REPORT OF PRINCIPAL AND SCHOOL IMPROVEMENT COUNCIL

In 2011, Batesburg-Leesville Middle School was named a SC Palmetto Silver Award Winner with special recognition for Closing the Achievement Gap. BLMS also met 21 of 21 objectives under the federal requirements for Adequate Yearly Progress (AYP). These are outstanding accomplishments that all of our students, staff, and parents can celebrate!

As proud as we are of the progress being made at BLMS, we continue to narrow our focus and set high expectations for continued improvement. Our faculty has worked collaboratively to plan and implement high quality instruction and common assessments. Technology is utilized to enrich and support student learning in core and related arts classes. Extra time and support is available to every student through daily intervention time, morning and afterschool tutoring, and adult advocates. Additionally, we continue to provide academic and behavior incentives for students through Positive Behavioral Interventions and Supports (PBIS).

Other notable achievements include being selected to participate in the SC Department of Education's Target Literacy Pilot, having the BLMS Percussion Ensemble selected to perform at the SC Middle School Conference, and having thirteen girls be part of the first Girls on Track group at BLMS. Additionally, we implemented single gender classes in sixth and seventh grade this year. Our students also continued to grow in their service to the community with the Junior Beta Club Recycling efforts, and generous support for Hoops for Heart, Relay for Life, and 1221st Unit Soldier Project Service Opportunities.

The BLMS PTO and School Improvement Council have been integral in helping us communicate more effectively with parents and the community. Through PTO fundraising, an electronic sign was purchased to enable the school to communicate quickly and efficiently to anyone who drives by our school. We have also used the Powerschool Parent Portal, a site-based radio message that can be heard while on campus, and the Panthermonium newsletter to keep parents informed of school happenings.

We appreciate your continued support as we look ahead to next year. Working together will enable us to prepare BLMS students for the future now!

Angie Rye, Principal
Jennifer McInnis, SIC Chairperson

Comprehensive detail, including definitions of ratings, performance criteria, and explanations of status, is available on www.ed.sc.gov and www.eoc.sc.gov as well as school and school district websites.

Printed versions are available from school districts upon request.

Abbreviations Key

N/A Not Applicable N/AV Not Available N/C Not Collected N/R Not Reported I/S Insufficient Sample TBD To be determined

NI Newly Identified CSI Continuing School Improvement CA Corrective Action RP Plan to Restructure R Restructure DELAY School Improvement Status HOLD School Improvement Status