



SC Annual School Report Card Summary

PINE RIDGE MIDDLE

Lexington 2

Grades: 6-8

Enrollment: 459

Principal: Cindy M. Hall

Superintendent: Venus J. Holland, Ed.D.

Board Chair: ElizaBeth Dickerson Branham

PERFORMANCE

Comprehensive detail, including definitions of ratings, performance criteria, and explanations of status, is available on www.ed.sc.gov and www.eoc.sc.gov as well as school and school district websites. Printed versions are available from school districts upon request.

YEAR	ABSOLUTE RATING	GROWTH RATING	PALMETTO GOLD AND SILVER AWARD		AYP STATUS	NCLB IMPROVEMENT STATUS
			General Performance	Closing the Gap		
2011	Average	Average	TBD	TBD	Not Met	N/A
2010	Average	Average	N/A	N/A	Not Met	N/A
2009	Average	Average	N/A	N/A	Not Met	N/A

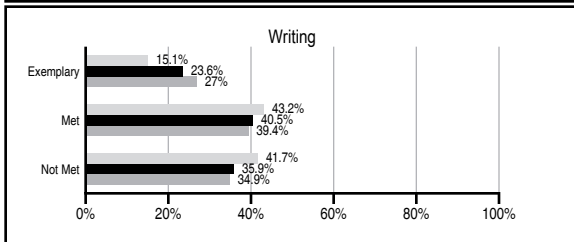
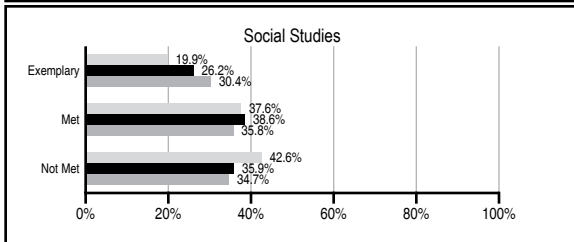
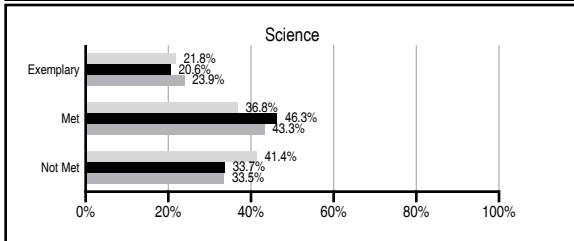
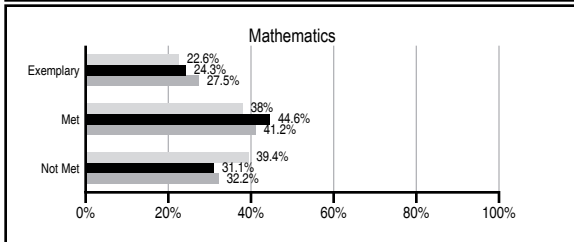
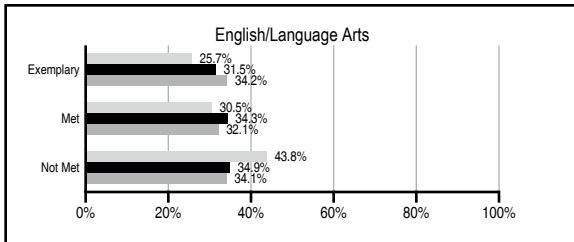
ABSOLUTE RATINGS OF MIDDLE SCHOOLS WITH STUDENTS LIKE OURS*

EXCELLENT	GOOD	AVERAGE	BELOW AVERAGE	AT-RISK
2	5	44	5	0

* Ratings are calculated with data available by 11/09/2011. Schools with Students Like Ours are Middle Schools with Poverty Indices of no more than 5% above or below the index for this school.

PASS PERFORMANCE

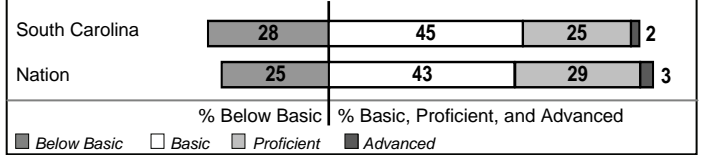
Our School
 Middle Schools with Students Like Ours
 Middle schools statewide



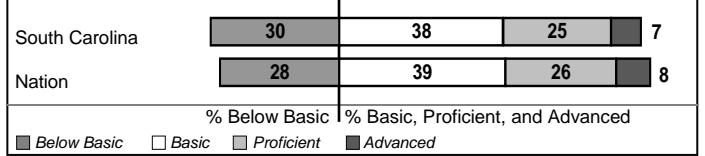
NAEP PERFORMANCE*

* Performance reported for SC and nation, data not available at school level. Percentages at NAEP Achievement Levels.

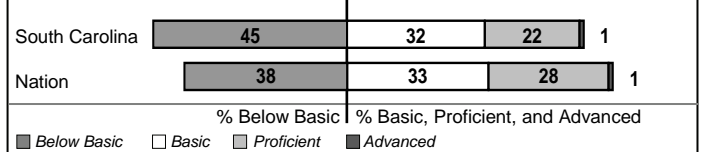
READING – GRADE 8 (2011)



MATH – GRADE 8 (2011)



SCIENCE – GRADE 8 (2009)



END OF COURSE TESTS - 2011

% of students scoring 70 or above on:	Our Middle School	Middle Schools with Students Like Ours
Algebra 1/Math for the Technologies 2	100.0	97.0
English 1	97.7	93.7
Biology 1/Applied Biology 2	N/A	91.6
Physical Science	N/A	75.0
US History and the Constitution	N/A	N/A
All Subjects	98.9	96.4

SC PERFORMANCE VISION

By 2020 all students will graduate with the knowledge and skills necessary to compete successfully in the global economy, participate in a democratic society and contribute positively as members of families and communities.

Abbreviations Key

N/A Not Applicable N/AV Not Available N/C Not Collected N/R Not Reported I/S Insufficient Sample TBD To be determined

NI Newly Identified CSI Continuing School Improvement CA Corrective Action RP Plan to Restructure R Restructure DELAY School Improvement Status HOLD School Improvement Status

PINE RIDGE MIDDLE [Lexington 2]

SCHOOL PROFILE

	Our School	Change from Last Year	Middle Schools with Students Like Ours	Median Middle School
Students (n=459)				
Students enrolled in high school credit courses (grades 7 & 8)	19.6%	Up from 14.1%	30.7%	24.5%
Retention rate	0.2%	Down from 0.7%	0.8%	0.7%
Attendance rate	95.7%	Up from 95.2%	95.7%	95.9%
Served by gifted and talented program	20.3%	No Change	17.4%	17.8%
With disabilities other than speech	10.1%	Down from 11.3%	9.5%	9.2%
Older than usual for grade	0.2%	Down from 2.8%	1.7%	1.5%
Out-of-school suspensions or expulsions for violent and/or criminal offenses	1.1%	Up from 0.6%	0.6%	0.4%
Annual dropout rate	0.0%	No Change	0.0%	0.0%
Teachers (n=29)				
Teachers with advanced degrees	58.6%	Up from 53.3%	56.2%	60.0%
Continuing contract teachers	65.5%	Up from 60.0%	85.6%	82.6%
Teachers returning from previous year	66.2%	Down from 67.6%	83.8%	85.6%
Teacher attendance rate	97.0%	Up from 96.1%	94.8%	95.3%
Average teacher salary*	\$43,306	Up 0.1%	\$45,412	\$46,300
Classes not taught by highly qualified teachers	0.0%	No Change	1.4%	1.2%
Professional development days/teacher	11.4 days	No Change	9.8 days	9.9 days
School				
Principal's years at school	3.0	Up from 2.0	4.0	4.0
Student-teacher ratio in core subjects	21.9 to 1	Down from 23.5 to 1	21.2 to 1	21.5 to 1
Prime instructional time	91.9%	Up from 90.3%	89.6%	90.1%
Opportunities in the arts	Good	No Change	Good	Good
SACS accreditation	Yes	No Change	Yes	Yes
Parents attending conferences	100.0%	Up from 99.9%	96.7%	98.1%
Character development program	Below Average	No Change	Good	Good
Dollars spent per pupil**	\$6,475	Down 7.9%	\$7,486	\$7,634
Percent of expenditures for instruction**	63.0%	Down from 65.2%	61.7%	64.0%
Percent of expenditures for teacher salaries**	61.5%	Down from 63.2%	59.2%	61.2%
% of AYP objectives met	61.9%	Down from 85.7%	80.5%	80.5%

* Length of contract = 185+ days.

** Prior year audited financial data available.

REPORT OF PRINCIPAL AND SCHOOL IMPROVEMENT COUNCIL

The revised mission of Pine Ridge Middle School is to use data to provide diverse opportunities for all students to learn the skills that enable them to be successful, healthy, lifelong, global learners. Our teachers participate in cohorts on early release days to further their professional development. Teachers continue to gain recognition through awards, workshops and grants. Our teachers received recognition from National Board, Mid-Carolina Bright Ideas Grant, SDE Character Education Grant, SC Green Steps Recycling School, LRADAC Youth Grant, Farm to School Grant, Champions of the Environment Grant, and Lexington County Soil and Water Conservation Teacher of the Year. Our students were featured on WIS-TV in the Champions of the Environment commercial. Our AYP rating improved to 19 out of 21 objectives. Although we did not meet AYP, we improved in 6 categories. The PRMS athletic teams continued to be successful both at the district and conference level. Several students and a teacher presented at the Carolina Recycling Legislative Day at the SC State House. PRMS art students celebrated the organization of our first National Art Honors Society with an Induction Ceremony. Art Honors Society with an Induction Ceremony. Art students participated in the SC State Fair, Lions Club Peace Poster Contest, Riverbanks Zoo Christmas Cards, and juried work on display at Tapp's Center for the Arts. PRMS students participated in the SC All-Region 2 Honor Band. A student represented PRMS at the 2010 SC Young Writers' Conference. Seven students qualified and were recognized by the Myrdis Walker Scholarship program. Two students were selected to attend Allen University's Saturday Science Academy. We have 6 Junior Scholars. Fifteen students were named Duke TIP Scholars and 17 students qualified for state recognition. Seventeen students qualified on the PSAT test. By all students, parents and staff members working together, we feel that Pine Ridge Middle School students will continue to be successful in reaching their future goals.

EVALUATION RESULTS

	Teachers	Students*	Parents*
Number of surveys returned	15	130	83
Percent satisfied with learning environment	85.7%	45.3%	78.3%
Percent satisfied with social and physical environment	86.7%	56.6%	69.9%
Percent satisfied with school-home relations	60.0%	78.5%	69.5%

*Only students at the highest middle school grade level at this school and their parents were included.

Comprehensive detail, including definitions of ratings, performance criteria, and explanations of status, is available on www.ed.sc.gov and www.eoc.sc.gov as well as school and school district websites.

Printed versions are available from school districts upon request.

Abbreviations Key

N/A Not Applicable N/AV Not Available N/C Not Collected N/R Not Reported I/S Insufficient Sample TBD To be determined

NI Newly Identified CSI Continuing School Improvement CA Corrective Action RP Plan to Restructure R Restructure DELAY School Improvement Status HOLD School Improvement Status